



FINAL RESULTS

(Qualification)				(Finals)					
GR	597 NARANG Gagan	IND	21 Mar 2006	Melbourne (AUS)	FGR	698.9 NARANG Gagan	IND	21 Mar 2006	Melbourne (AUS)

Rank	Bib	Name	CGA Code	Series						Total	Remarks
				1	2	3	4	5	6		
1	134	NARANG Gagan	IND	100	100	100	100	100	100	600-50x	GR
		Final shots:	10.6 9.6 10.6 10.3	10.8	10.0	10.6	10.6	10.3	10.2	103.6	
										703.6	FGR
2	124	BINDRA Abhinav	IND	99	98	100	98	100	100	595-48x	
		Final shots:	9.2 10.5 10.6 9.7	10.3	10.7	10.4	10.5	10.7	10.4	103.0	
										698.0	
3	94	HUCKLE James	ENG	99	100	97	99	97	99	591-46x	
		Final shots:	10.1 10.3 10.8 10.3	10.7	10.1	9.8	10.0	10.6	9.8	102.5	
										693.5	
4	99	PARR Kenny	ENG	100	98	99	98	99	99	593-43x	
		Final shots:	9.5 10.2 10.4 10.2	9.5	9.4	10.8	10.1	10.4	9.5	100.0	
										693.0	
5	14	GOUW Edwin	AUS	99	99	97	100	98	98	591-42x	
		Final shots:	10.2 10.1 10.3 8.3	10.6	10.6	10.6	9.9	10.7	10.6	101.9	
										692.9	
6	292	ONG Jun Hong	SIN	98	98	99	98	99	97	589-44x	
		Final shots:	9.8 9.8 10.6 10.4	10.4	10.1	10.9	10.3	10.6	10.3	103.2	
										692.2	
7	298	ZHANG Jin	SIN	100	97	97	97	98	99	588-35x	QS-off: 50.4
		Final shots:	10.3 10.1 10.5 10.7	10.5	10.2	10.0	10.0	10.8	9.5	102.6	
										690.6	
8	33	VITLER Tyren	AUS	98	99	98	96	99	98	588-39x	QS-off: 51.0
		Final shots:	9.9 10.3 10.3 10.5	9.7	10.3	10.5	10.1	10.5	10.3	102.4	
										690.4	
9	41	KHAN Md. Asif Hossain	BAN	97	96	97	100	99	99	588-39x	QS-off: 49.6
10	179	ABDUL HALIM Mohd Nurrahimin	MAS	98	98	99	98	96	96	585-35x	
11	273	RUDD Graham	SCO	96	99	98	96	98	97	584-34x	
12	37	BAKI Abdullah Hel	BAN	94	97	96	99	97	99	582-31x	
13	302	SAMARAKOON Mangala	SRI	96	95	98	95	96	99	579-30x	
14	193	MOHAMMAD Zubair	MAS	95	94	97	96	100	95	577-26x	
15	164	WATTERSON Steven Barry	IOM	98	94	96	94	94	96	572-22x	
16	213	VELLA William	MLT	97	93	92	94	96	95	567-27x	

LEGEND	FGR Final Games Record	GR Games Record	QS-off Qualification Shoot-Off
---------------	-------------------------------	------------------------	---------------------------------------



FINAL RESULTS

(Qualification)				(Finals)							
GR	597	BABB Michael	WAL	01 Aug 2002	Manchester (ENG)	FGR	699.8	LOWNDES Timothy	AUS	01 Aug 2002	Manchester (ENG)

Rank	Bib	Name	CGA Code	Series						Total	Remarks
				1	2	3	4	5	6		
1	264	HAMMOND Jonathan	SCO	99	100	99	100	98	99	595-43x	
		Final shots:	10.2 9.5 10.5 10.7	10.2	9.9	10.3	10.4	9.5	10.7	101.9	
										696.9	
2	21	POTENT Warren	AUS	100	100	99	99	98	98	594-41x	
		Final shots:	10.0 10.3 10.8 10.0	10.5	10.3	9.9	10.5	9.5	9.6	101.4	
										695.4	
3	228	HALL Matthew	NIR	99	99	98	98	100	99	593-32x	
		Final shots:	9.3 9.4 10.2 9.9	10.3	10.1	10.7	10.7	10.1	10.4	101.1	
										694.1	
4	85	BABB Mike	ENG	99	98	100	98	100	97	592-37x	
		Final shots:	10.5 10.4 10.4 9.2	10.4	9.4	10.3	10.5	10.5	10.3	101.9	
										693.9	
5	275	STIRTON Neil	SCO	99	99	100	99	98	97	592-31x	
		Final shots:	10.5 10.2 9.9 9.8	10.8	10.1	10.0	10.1	10.1	10.2	101.7	
										693.7	
6	227	DUFF Gary	NIR	100	99	98	99	98	98	592-30x	
		Final shots:	10.0 10.0 10.4 10.0	9.3	10.2	10.3	10.3	10.5	10.1	101.1	
										693.1	
7	302	SAMARAKOON Mangala	SRI	98	100	98	98	98	98	590-31x	QS-off: 53.2
		Final shots:	9.9 9.2 9.6 10.6	9.5	10.7	9.7	10.4	10.7	10.1	100.4	
										690.4	
8	146	SINGH Hariom	IND	98	99	98	99	98	99	591-36x	
		Final shots:	8.8 9.4 9.7 10.1	9.4	9.9	10.4	10.4	10.2	10.3	98.6	
										689.6	
9	68	PAYNE Wynn	CAN	99	99	97	99	98	98	590-32x	QS-off: 51.6
10	134	NARANG Gagan	IND	98	97	100	97	99	99	590-31x	QS-off: 51.6
11	121	PIRI Wayne	GIB	98	97	97	100	99	98	589-31x	
12	154	CREEVY Henry John	IOM	98	98	98	100	98	97	589-31x	
13	197	SAHAK Shahril	MAS	100	100	96	98	98	97	589-31x	
14	248	TAYLOR Ryan	NZL	98	99	99	98	97	97	588-34x	
15	292	ONG Jun Hong	SIN	98	97	97	98	99	99	588-26x	
16	188	JAAFAR Hadafi	MAS	100	98	98	97	100	94	587-29x	
17	324	PHELPS David	WAL	95	99	99	98	97	99	587-23x	
18	9	CLIFTON David	AUS	98	97	95	100	96	99	585-31x	
19	315	DUMMER Jamie	WAL	98	96	95	99	99	98	585-30x	
20	238	BLACK Adrian	NZL	99	99	94	97	97	98	584-26x	
21	117	BUHAGIAR Albert	GIB	98	99	96	95	98	98	584-22x	
22	159	MOORE David William	IOM	96	95	97	98	97	100	583-23x	
23	300	CHANDRASIRI M. Mudiyansele Sarath	SRI	96	94	96	98	99	99	582-28x	
24	55	ROBERTS Ross Gladwin Eugene	BER	97	96	94	99	99	95	580-21x	
25	288	KIMIN Kasmijan	SIN	97	96	95	99	95	98	580-20x	
26	169	le COUILLARD Stephen John	JEY	98	96	97	97	95	96	579-28x	
27	305	BLUNT Curtis Ignatius	TRI	95	96	97	98	96	97	579-23x	
28	35	ALI Ramjan	BAN	97	97	97	96	97	95	579-22x	
29	172	YATES Marc	JEY	97	97	94	96	99	95	578-25x	
30	54	REID Carl Anthony	BER	96	96	94	96	97	97	576-21x	
31	308	KHAN Aftab Zaman	TRI	94	96	100	92	98	95	575-22x	
32	37	BAKI Abdullah Hel	BAN	95	93	95	98	95	98	574-20x	
33	279	YON Rico John Arthur	SHN	98	97	93	93	96	95	572-24x	
34	175	OMAR Farook Kassamali	KEN	94	94	98	93	92	95	566-14x	
35	213	VELLA William	MLT	82	95	97	94	97	96	561-16x	A 2.0



FINAL RESULTS

Rank	Bib	Name	CGA Code	Series						Total	Remarks
				1	2	3	4	5	6		
36	1	BALTIMORE Macqugua Barrymore S.	ANT	88	92	97	97	92	93	559-14x	
37	3	JOSEPH Christopher Emanuel	ANT	91	92	88	90	91	94	546- 9x	
38	278	YON Carlos	SHN	94	88	89	85	94	92	542-10x	
	106	WILSON Richard	ENG								DSQ
	201	ABDUL GAFOOR Hassan	MDV								DNS
	204	MOHAMED Abdulla	MDV								DNS

Notes

A 2.0 ISSF Rule 6.11.7.1.1 Too many shots per target

LEGEND

DNS Did not Start
GR Games RecordDSQ Disqualified
QS-off Qualification Shoot-Off

FGR Final Games Record



FINAL RESULTS

(Qualification)				(Finals)					
GR	1163 NARANG Gagan	IND	24 Mar 2006	Melbourne (AUS)	FGR	1261.4 NARANG Gagan	IND	24 Mar 2006	Melbourne (AUS)

Rank	Bib	Name	CGA Code	Position	Series				Sub Total	Total	Remarks	
					1	2	3	4				
1	134	NARANG Gagan	IND	Prone	99	100	97	99	395			
				Standing	97	98	96	98				
				Kneeling	97	97	96	92				
				Final shots:	9.3	10.1	10.6	9.8				9.9
											1166-57x GR	
											96.2	
											1262.2	FGR
2	264	HAMMOND Jonathan	SCO	Prone	99	100	100	99	398			
				Standing	93	89	96	95				
				Kneeling	97	99	98	99				
				Final shots:	9.2	9.3	8.9	9.4				8.5
											1164-52x	
											91.3	
											1255.3	
3	94	HUCKLE James	ENG	Prone	98	99	99	98	394			
				Standing	96	97	94	94				
				Kneeling	96	97	96	93				
				Final shots:	10.1	9.8	9.8	9.8				9.7
											1157-45x	
											97.9	
											1254.9	
4	130	KHAN Imran Hasan	IND	Prone	99	98	98	99	394			
				Standing	96	96	94	96				
				Kneeling	95	97	94	95				
				Final shots:	10.9	8.1	9.8	9.9				9.7
											1157-44x	
											95.4	
											1252.4	
5	188	JAAFAR Hadafi	MAS	Prone	97	99	97	95	388			
				Standing	95	93	94	95				
				Kneeling	96	98	97	96				
				Final shots:	7.9	9.2	8.2	10.0				10.1
											1152-41x	
											91.9	
											1243.9	
6	7	BURGE Benjamin	AUS	Prone	98	99	97	100	394			
				Standing	92	85	91	94				
				Kneeling	97	95	98	95				
				Final shots:	10.0	9.0	9.8	9.1				9.1
											1141-37x	
											93.2	
											1234.2	
7	99	PARR Kenny	ENG	Prone	98	98	100	97	393			
				Standing	92	87	95	87				
				Kneeling	98	95	94	95				
				Final shots:	10.2	8.0	10.0	9.6				8.8
											1136-37x	
											93.8	
											1229.8	
8	314	CROYDON John	WAL	Prone	99	100	99	96	394			
				Standing	90	91	89	91				
				Kneeling	95	96	96	94				
				Final shots:	8.3	8.0	10.0	8.0				9.7
											1136-45x	
											91.6	
											1227.6	
9	275	STIRTON Neil	SCO	Prone	100	97	98	97	392			
				Standing	90	94	95	92				
				Kneeling	92	90	97	93				
				Final shots:								
											1135-42x	



FINAL RESULTS

Rank	Bib	Name	CGA Code	Position	Series				Sub Total	Total	Remarks
					1	2	3	4			
10	179	ABDUL HALIM Mohd Nurrahimin	MAS	Prone	97	94	95	100	386		
				Standing	91	91	92	95	369		
				Kneeling	95	97	96	91	379		
11	40	KHAN M. N. Taufick Shahrear	BAN	Prone	97	94	96	97	384		
				Standing	96	94	91	91	372		
				Kneeling	95	96	96	91	378		
12	13	GODWARD William	AUS	Prone	96	99	100	98	393		
				Standing	91	94	93	92	370		
				Kneeling	90	96	92	92	370		
13	35	ALI Ramjan	BAN	Prone	98	94	97	96	385		
				Standing	94	94	96	91	375		
				Kneeling	92	95	91	92	370		
14	302	SAMARAKOON Mangala	SRI	Prone	97	96	96	99	388		
				Standing	92	91	91	92	366		
				Kneeling	91	92	93	93	369		
421	LEO Cyril		SHN	Prone							
				Standing							
				Kneeling							
278	YON Carlos		SHN	Prone							
				Standing							
				Kneeling							

LEGEND	
DNS	Did not Start
FGR	Final Games Record
GR	Games Record



RESULTS

GR 1189 India (NARANG Gagan, BINDRA Abhinav) IND 17 Mar 2006 Melbourne (AUS)

Rank	Bib	Name	CGA Code	Series						Total	Remarks
				1	2	3	4	5	6		
1		India	IND	199	198	199	199	199	199	1193-105x	GR
	134	NARANG Gagan		99	100	100	99	100	100	598- 54x	
	124	BINDRA Abhinav		100	98	99	100	99	99	595- 51x	
2		England	ENG	199	197	197	194	193	194	1174- 84x	
	94	HUCKLE James		100	98	100	98	96	97	589- 44x	
	99	PARR Kenny		99	99	97	96	97	97	585- 40x	
3		Bangladesh	BAN	194	197	197	195	194	196	1173- 78x	
	41	KHAN Md. Asif Hossain		99	100	98	97	98	98	590- 40x	
	37	BAKI Abdullah Hel		95	97	99	98	96	98	583- 38x	
4		Singapore	SIN	195	199	194	197	193	193	1171- 79x	
	298	ZHANG Jin		97	100	96	99	97	98	587- 38x	
	292	ONG Jun Hong		98	99	98	98	96	95	584- 41x	
5		Australia	AUS	194	196	194	197	196	193	1170- 70x	
	14	GOUW Edwin		98	98	98	100	97	98	589- 40x	
	33	VITLER Tyren		96	98	96	97	99	95	581- 30x	
6		Malaysia	MAS	193	193	195	193	191	197	1162- 66x	
	179	ABDUL HALIM Mohd Nurrahimin		97	97	98	97	96	99	584- 37x	
	193	MOHAMMAD Zubair		96	96	97	96	95	98	578- 29x	

LEGEND

GR Games Record



RESULTS

GR	1189 South Africa (THIELE Michael, VAN RHYN Gavin)	RSA	14 Sep 1998	Kuala Lumpur (MAS)
EGR	1189 England (BABB Michael, DAY Neil)	ENG	28 Jul 2002	Manchester (ENG)

Rank	Bib	Name	CGA Code	Series						Total	Remarks
				1	2	3	4	5	6		
1		Scotland	SCO	196	198	195	200	198	194	1181-74x	
	275	STIRTON Neil		97	99	98	100	100	98	592-39x	
	264	HAMMOND Jonathan		99	99	97	100	98	96	589-35x	
2		England	ENG	197	196	197	196	195	197	1178-59x	
	85	BABB Mike		99	98	99	99	97	99	591-35x	
	106	WILSON Richard		98	98	98	97	98	98	587-24x	
3		Australia	AUS	197	196	199	193	192	197	1174-64x	
	21	POTENT Warren		100	99	100	98	97	100	594-42x	
	9	CLIFTON David		97	97	99	95	95	97	580-22x	
4		Northern Ireland	NIR	196	198	197	192	198	193	1174-61x	
	227	DUFF Gary		97	99	98	97	100	97	588-34x	
	228	HALL Matthew		99	99	99	95	98	96	586-27x	
5		India	IND	197	196	195	195	192	198	1173-53x	
	134	NARANG Gagan		99	99	99	99	98	99	593-30x	
	146	SINGH Hariom		98	97	96	96	94	99	580-23x	
6		Malaysia	MAS	197	196	196	193	193	196	1171-53x	
	197	SAHAK Shahril		99	99	97	97	96	99	587-29x	
	188	JAAFAR Hadafi		98	97	99	96	97	97	584-24x	
7		Isle of Man	IOM	193	195	196	195	194	195	1168-54x	
	159	MOORE David William		94	96	99	98	98	100	585-28x	
	154	CREEVY Henry John		99	99	97	97	96	95	583-26x	
8		New Zealand	NZL	194	196	195	194	192	195	1166-51x	
	248	TAYLOR Ryan		100	97	99	99	96	97	588-33x	
	238	BLACK Adrian		94	99	96	95	96	98	578-18x	
9		Bangladesh	BAN	193	191	194	195	194	195	1162-54x	
	35	ALI Ramjan		96	94	98	98	100	96	582-29x	
	37	BAKI Abdullah Hel		97	97	96	97	94	99	580-25x	
10		Wales	WAL	194	194	194	197	192	189	1160-55x	
	324	PHELPS David		96	96	97	99	96	97	581-30x	
	315	DUMMER Jamie		98	98	97	98	96	92	579-25x	
11		Gibraltar	GIB	197	195	188	194	195	191	1160-50x	
	121	PIRI Wayne		100	98	95	97	98	96	584-28x	
	117	BUHAGIAR Albert		97	97	93	97	97	95	576-22x	
12		Singapore	SIN	191	193	195	194	193	189	1155-41x	
	292	ONG Jun Hong		94	97	99	98	97	95	580-21x	
	288	KIMIN Kasmijan		97	96	96	96	96	94	575-20x	
13		Bermuda	BER	192	196	190	190	188	193	1149-50x	
	54	REID Carl Anthony		97	99	95	92	96	96	575-29x	
	55	ROBERTS Ross Gladwin Eugene		95	97	95	98	92	97	574-21x	
14		Jersey	JEY	192	196	190	191	189	189	1147-42x	
	169	le COUILLARD Stephen John		100	99	94	98	95	91	577-26x	
	172	YATES Marc		92	97	96	93	94	98	570-16x	
15		Trinidad & Tobago	TRI	191	193	192	191	192	188	1147-39x	
	308	KHAN Aftab Zaman		95	96	95	96	97	95	574-20x	
	305	BLUNT Curtis Ignatius		96	97	97	95	95	93	573-19x	
16		Sri Lanka	SRI	198	186	183	191	185	192	1135-36x	
	302	SAMARAKOON Mangala		100	94	98	98	96	97	583-28x	
	300	CHANDRASIRI M. Mudiyansele Sarath		98	92	85	93	89	95	552- 8x	
17		Maldives	MDV	191	185	184	192	182	184	1118-27x	
	201	ABDUL GAFOOR Hassan		95	96	93	93	90	92	559-14x	



RESULTS

Rank	Bib	Name	CGA Code	Series						Total	Remarks
				1	2	3	4	5	6		
	204	MOHAMED Abdulla		96	89	91	99	92	92	559-13x	
18		St.Helena	SHN	185	185	180	184	182	183	1099-24x	
	279	YON Rico John Arthur		97	95	92	94	94	95	567-16x	
	278	YON Carlos		88	90	88	90	88	88	532- 8x	
19		Antigua and Barbuda	ANT	179	182	182	188	179	182	1092-14x	
	1	BALTIMORE Macqugua Barrymore S.		89	88	92	95	92	93	549- 8x	
	3	JOSEPH Christopher Emanuel		90	94	90	93	87	89	543- 6x	

LEGEND

EGR Equaled Games Record

GR Games Record



RESULTS

GR 2300 Canada (DION Michael, SORENSEN Wayne) CAN 22 Aug 1994 Victoria (CAN)

Rank	Bib	Name	CGA Code	Stage	Series				Sub Total	Total	Remarks
					1	2	3	4			
1 India IND											
				Prone	199	198	196	199	792		
				Standing	189	190	195	192	766		
				Kneeling	190	193	190	194	767	2325-106x	GR
134 NARANG Gagan											
				Prone	100	99	98	100	397		
				Standing	95	93	99	98	385		
				Kneeling	96	96	95	98	385	1167- 62x	
130 KHAN Imran Hasan											
				Prone	99	99	98	99	395		
				Standing	94	97	96	94	381		
				Kneeling	94	97	95	96	382	1158- 44x	
2 England ENG											
				Prone	198	192	193	199	782		
				Standing	187	192	192	187	758		
				Kneeling	194	193	187	194	768	2308-105x	
94 HUCKLE James											
				Prone	100	95	96	100	391		
				Standing	94	96	98	95	383		
				Kneeling	97	96	93	98	384	1158- 57x	
99 PARR Kenny											
				Prone	98	97	97	99	391		
				Standing	93	96	94	92	375		
				Kneeling	97	97	94	96	384	1150- 48x	
3 Scotland SCO											
				Prone	199	200	197	197	793		
				Standing	184	188	186	185	743		
				Kneeling	194	193	192	193	772	2308-104x	
264 HAMMOND Jonathan											
				Prone	100	100	99	99	398		
				Standing	90	94	94	93	371		
				Kneeling	98	96	98	99	391	1160- 54x	
275 STIRTON Neil											
				Prone	99	100	98	98	395		
				Standing	94	94	92	92	372		
				Kneeling	96	97	94	94	381	1148- 50x	
4 Malaysia MAS											
				Prone	196	190	192	194	772		
				Standing	182	188	190	188	748		
				Kneeling	196	189	191	193	769	2289- 84x	
188 JAAFAR Hadafi											
				Prone	99	96	97	97	389		
				Standing	92	94	93	92	371		
				Kneeling	98	95	97	96	386	1146- 44x	
179 ABDUL HALIM Mohd Nurrahimin											
				Prone	97	94	95	97	383		
				Standing	90	94	97	96	377		
				Kneeling	98	94	94	97	383	1143- 40x	
5 Australia AUS											
				Prone	193	198	194	199	784		
				Standing	184	177	187	183	731		
				Kneeling	191	190	194	187	762	2277- 86x	



RESULTS

Rank	Bib	Name	CGA Code	Stage	Series				Sub Total	Total	Remarks
					1	2	3	4			
7		BURGE Benjamin		Prone	95	99	97	99	390	1140- 47x	
				Standing	90	86	93	91	360		
				Kneeling	97	97	98	98	390		
13		GODWARD William		Prone	98	99	97	100	394	1137- 39x	
				Standing	94	91	94	92	371		
				Kneeling	94	93	96	89	372		
6	Bangladesh		BAN	Prone	196	197	192	196	781	2277- 83x	
				Standing	190	183	189	184	746		
				Kneeling	192	185	186	187	750		
40		KHAN M. N. Taufick Shahrear		Prone	98	99	97	99	393	1147- 40x	
				Standing	97	89	97	91	374		
				Kneeling	97	93	96	94	380		
35		ALI Ramjan		Prone	98	98	95	97	388	1130- 43x	
				Standing	93	94	92	93	372		
				Kneeling	95	92	90	93	370		
	St.Helena		SHN	Prone						0	DNS
				Standing							
				Kneeling							
278		YON Carlos		Prone						0	DNS
				Standing							
				Kneeling							
421		LEO Cyril		Prone						0	DNS
				Standing							
				Kneeling							

LEGEND

DNS Did not Start

GR Games Record

Timing & Data-Handling by Tissot



FINAL RESULTS

(Qualification)				(Finals)					
GR	559 GAULT Michael	ENG	01 Aug 2002	Manchester (ENG)	FGR	657.5 GAULT Michael	ENG	01 Aug 2002	Manchester (ENG)

Rank	Bib	Name	CGA Code	Series						Total	Remarks
				1	2	3	4	5	6		
1	149	SINGH Omkar	IND	95	94	92	96	89	91	557-7x	
		Final shots:	9.7 10.4 10.7 10.1	7.8	7.8	9.5	10.5	10.1	10.0	96.6	
										653.6	
2	285	GAI Bin	SIN	93	94	89	91	97	94	558-9x	
		Final shots:	8.8 9.9 9.5 6.9	10.3	8.0	9.6	9.7	9.9	9.0	91.6	
										649.6	
3	291	LIM Swee Hon	SIN	90	92	94	94	92	89	551-7x	
		Final shots:	8.0 7.9 10.6 8.7	9.9	9.9	10.3	9.4	9.5	9.5	93.7	
										644.7	
4	301	EDIRISINGHE Senanayake	SRI	89	92	89	92	92	90	544-6x	
		Final shots:	9.7 7.8 8.7 9.7	9.5	10.2	9.7	10.0	9.2	9.8	94.3	
										638.3	
5	86	BAXTER Nick	ENG	96	92	87	94	89	85	543-5x	
		Final shots:	7.7 8.9 10.5 9.2	9.8	8.7	9.5	8.4	10.0	10.0	92.7	
										635.7	
6	253	KHAN Kalim Ullah	PAK	90	94	88	90	88	90	540-4x	
		Final shots:	9.3 10.2 10.0 9.3	9.2	9.6	9.9	9.2	8.6	8.9	94.2	
										634.2	
7	91	GAULT Michael	ENG	90	91	90	89	91	91	542-6x	
		Final shots:	7.4 9.3 5.6 9.6	10.1	9.4	9.1	9.8	10.6	9.4	90.3	
										632.3	
8	20	MOORE David	AUS	89	92	91	89	95	87	543-4x	
		Final shots:	8.1 10.3 10.1 10.1	7.8	8.8	9.5	6.0	10.1	6.2	87.0	
										630.0	
9	306	DANIEL Roger Peter	TRI	84	87	88	93	94	90	536-8x	
10	22	QUICK Bruce	AUS	91	86	91	90	86	92	536-6x	
11	141	SHARMA Deepak	IND	91	86	90	89	92	88	536-6x	
12	303	ALLEN Rhodney Richard	TRI	94	91	91	88	85	86	535-5x	
13	226	DOAK Robert	NIR	92	87	86	88	93	83	529-5x	
14	182	AMIR HASAN Hasli Izwan	MAS	84	83	86	91	87	93	524-6x	
15	48	CHASE Bernard	BAR	80	87	90	88	86	91	522-5x	
16	198	SULONG Alais	MAS	88	88	84	86	89	86	521-7x	
17	251	ALI Irshad	PAK	85	85	87	89	85	88	519-3x	
18	66	OUELLETTE Sylvain	CAN	76	86	90	89	88	89	518-4x	
19	272	RITCHIE Alan	SCO	90	82	88	82	90	85	517-3x	
20	62	MARKEWICZ Alan	CAN	80	82	81	88	87	87	505-4x	
21	50	HERBERT Calvert	BAR	87	83	77	82	82	81	492-3x	

LEGEND
FGR Final Games Record
GR Games Record



FINAL RESULTS

(Qualification)				(Finals)					
GR	581 KUMAR Vijay	IND	23 Mar 2006	Melbourne (AUS)	FGR	778.2 KUMAR Vijay	IND	23 Mar 2006	Melbourne (AUS)

Rank	Bib	Name	CGA Code	Stage	Seconds			Sub Total	Total	Remarks							
					8	6	4										
1	132	KUMAR Vijay	IND	Stage 1	99	100	96	295									
				Stage 2	96	98	94		583-23x	GR							
		Final shots:			10.1	10.5	10.5	9.8	10.2	9.6	10.5	10.6	10.8	10.1		204.5	
					10.2	9.8	10.0	10.9	10.0	10.0	10.3	9.6	10.4	10.6		787.5	FGR
2	182	AMIR HASAN Hasli Izwan	MAS	Stage 1	99	97	93	289									
				Stage 2	98	96	93		576- 9x								
		Final shots:			9.7	9.4	10.1	10.4	0.0	10.5	9.6	9.5	8.9	9.7		184.3	
					9.0	10.2	9.1	9.8	9.4	9.2	10.5	10.2	9.6	9.5		760.3	
3	145	SINGH Gurpreet	IND	Stage 1	98	98	93	289									
				Stage 2	96	98	86		569-22x								
		Final shots:			10.2	8.8	8.5	9.7	9.1	10.2	9.2	9.3	8.6	10.4		189.7	
					9.0	9.0	9.6	10.5	10.5	10.4	8.4	8.1	10.4	9.8		758.7	
4	181	ADZHA Hafiz	MAS	Stage 1	97	92	97	286									
				Stage 2	96	93	89		564-14x								
		Final shots:			9.7	9.8	10.1	10.5	9.0	9.2	10.4	9.4	8.2	9.1		194.2	
					10.0	9.9	10.4	9.1	10.4	10.3	9.2	9.5	9.9	10.1		758.2	
5	60	IGOROV Metodi	CAN	Stage 1	94	93	93	280									
				Stage 2	93	99	92		564-12x								
		Final shots:			10.0	9.5	7.0	8.0	10.1	9.0	10.2	10.1	10.6	10.3		192.1	
					7.8	9.7	9.2	10.7	8.6	10.1	10.2	10.0	10.3	10.7		756.1	
6	8	CHAPMAN David	AUS	Stage 1	96	94	89	279									
				Stage 2	100	95	91		565-18x								
		Final shots:			10.0	9.3	9.8	9.1	7.5	9.7	8.0	7.4	10.2	10.5		190.6	
					8.4	9.3	10.7	10.3	10.0	9.5	10.0	10.7	10.0	10.2		755.6	
7	22	QUICK Bruce	AUS	Stage 1	97	96	90	283									
				Stage 2	97	96	87	280	563-15x								
8	255	SHAH Mustaqeem	PAK	Stage 1	96	92	90	278									
				Stage 2	99	97	83	279	557-11x								
9	323	PENGELLY Steve	WAL	Stage 1	96	92	85	273									
				Stage 2	91	94	85	270	543- 8x								
10	318	GREEN Alan	WAL	Stage 1	90	90	82	262									
				Stage 2	96	90	89	275	537- 6x								
11	62	MARKEWICZ Alan	CAN	Stage 1	93	92	83	268									
				Stage 2	94	90	75	259	527- 3x								
12	120	PATRON Jonathon	GIB	Stage 1	83	92	67	242									
				Stage 2	88	90	85	263	505- 4x								

LEGEND	
FGR	Final Games Record
GR	Games Record



FINAL RESULTS

(Qualification)				(Finals)					
GR	584 JUNG Samaresh	IND	22 Mar 2006	Melbourne (AUS)	FGR	685.4 JUNG Samaresh	IND	22 Mar 2006	Melbourne (AUS)

Rank	Bib	Name	CGA Code	Series						Total	Remarks
				1	2	3	4	5	6		
1	149	SINGH Omkar	IND	98	98	96	98	98	96	584-19x	EGR
		Final shots:	9.2 9.9 10.6 10.3	9.6	9.7	8.9	10.1	9.7	9.8	97.8	
										681.8	
2	285	GAI Bin	SIN	98	96	96	95	98	97	580-10x	
		Final shots:	10.5 10.0 9.4 10.5	8.2	9.2	10.0	9.5	9.3	9.6	96.2	
										676.2	
3	23	REPACHOLI Daniel	AUS	97	94	94	95	99	96	575-21x	
		Final shots:	10.3 10.8 9.8 10.7	8.5	10.1	10.4	9.7	9.3	9.4	99.0	
										674.0	
4	306	DANIEL Roger Peter	TRI	96	97	95	98	97	94	577-13x	
		Final shots:	8.5 10.1 9.0 9.8	9.7	9.5	9.4	10.5	9.7	9.9	96.1	
										673.1	
5	145	SINGH Gurpreet	IND	94	94	97	95	99	95	574-19x	
		Final shots:	9.3 10.1 10.2 9.9	9.3	9.8	9.9	10.0	9.8	9.4	97.7	
										671.7	
6	91	GAULT Michael	ENG	95	94	95	95	98	97	574-19x	
		Final shots:	9.4 8.4 9.8 10.2	10.8	10.7	10.0	9.5	8.5	10.3	97.6	
										671.6	
7	249	YELAVICH Greg	NZL	93	96	94	95	97	95	570-14x	
		Final shots:	9.7 9.0 10.4 9.9	10.4	10.7	8.5	10.3	10.1	9.4	98.4	
										668.4	
8	253	KHAN Kalim Ullah	PAK	94	95	96	95	94	96	570-15x	
		Final shots:	9.8 9.9 10.4 8.9	10.4	9.7	9.7	8.5	10.3	9.4	97.0	
										667.0	
9	86	BAXTER Nick	ENG	93	95	96	95	94	96	569-15x	
10	291	LIM Swee Hon	SIN	94	95	96	95	93	96	569-15x	
11	272	RITCHIE Alan	SCO	97	95	97	91	94	95	569-12x	
12	66	OUELLETTE Sylvain	CAN	88	99	95	95	94	95	566-16x	
13	24	ROBERTS Christopher	AUS	94	97	90	94	96	95	566-12x	
14	303	ALLEN Rhodney Richard	TRI	91	94	94	94	95	95	563- 9x	
15	226	DOAK Robert	NIR	96	95	92	93	94	92	562-11x	
16	198	SULONG Alais	MAS	94	94	96	93	93	91	561- 7x	
17	50	HERBERT Calvert	BAR	93	92	92	91	96	94	558-11x	
18	301	EDIRISINGHE Senanayake	SRI	91	96	92	91	94	93	557-15x	
19	251	ALI Irshad	PAK	94	91	92	90	92	91	550- 7x	
20	174	MADHAR Shamindpal Singh	KEN	87	92	96	89	92	91	547-12x	
21	62	MARKEWICZ Alan	CAN	92	89	93	92	86	92	544-10x	
22	48	CHASE Bernard	BAR	89	90	95	91	90	89	544- 9x	
23	231	STEWART Hugh	NIR	88	89	91	91	95	89	543- 7x	
24	178	SHAH Shitul Fulchand Karman	KEN	91	90	87	88	92	88	536- 9x	
25	220	RYAN Stephen William	NFK	83	93	85	90	93	91	535- 4x	
26	218	LOCK Graham John	NFK	76	83	89	91	87	85	511- 3x	
27	113	MIDDLETON Nevin	FLK	85	88	85	81	81	87	507- 3x	
28	112	MIDDLETON Murray	FLK	77	84	83	75	86	85	490- 3x	
	182	AMIR HASAN Hasli Izwan	MAS								DNS

LEGEND			
DNS	Did not Start	EGR	Equaled Games Record
GR	Games Record	FGR	Final Games Record



RESULTS

GR 583 RANA Jaspal IND 02 Aug 2002 Manchester (ENG)

Rank	Bib	Name	CGA Code	Stage	Series			Sub Total	Total	Remarks
					1	2	3			
1	147	SINGH Harpreet	IND	Precision	94	98	96	288		
				Rapid	98	99	95	292	580-16x	
2	132	KUMAR Vijay	IND	Precision	97	98	95	290		
				Rapid	94	93	97	284	574-20x	S-off: 49.0
3	294	POH Lip Meng	SIN	Precision	98	98	95	291		
				Rapid	95	95	93	283	574-19x	S-off: 48.0
4	91	GAULT Michael	ENG	Precision	94	95	98	287		
				Rapid	95	96	96	287	574-12x	S-off: 17.0
5	12	GIUSTINIANO Michelangelo	AUS	Precision	89	99	96	284		
				Rapid	97	97	96	290	574-19x	S-off: 0.0
6	285	GAI Bin	SIN	Precision	93	96	97	286		
				Rapid	95	95	97	287	573-14x	
7	60	IGOROV Metodi	CAN	Precision	93	93	97	283		
				Rapid	95	97	98	290	573-13x	
8	318	GREEN Alan	WAL	Precision	95	94	96	285		
				Rapid	93	96	96	285	570-12x	
9	255	SHAH Mustaqeem	PAK	Precision	94	96	94	284		
				Rapid	96	94	95	285	569-13x	
10	20	MOORE David	AUS	Precision	95	96	96	287		
				Rapid	93	95	92	280	567-14x	
11	241	EARLE Alan	NZL	Precision	93	94	96	283		
				Rapid	93	93	98	284	567-13x	
12	251	ALI Irshad	PAK	Precision	95	97	90	282		
				Rapid	96	92	96	284	566-15x	
13	180	ABDULLAH Khalel	MAS	Precision	95	93	95	283		
				Rapid	94	92	96	282	565-16x	
14	62	MARKEWICZ Alan	CAN	Precision	94	95	93	282		
				Rapid	92	96	95	283	565-13x	
15	303	ALLEN Rhodney Richard	TRI	Precision	91	97	90	278		
				Rapid	93	96	97	286	564-11x	
16	182	AMIR HASAN Hasli Izwan	MAS	Precision	92	91	89	272		
				Rapid	97	97	96	290	562-11x	
17	249	YELAVICH Greg	NZL	Precision	96	96	96	288		
				Rapid	87	95	91	273	561-16x	
18	306	DANIEL Roger Peter	TRI	Precision	93	92	95	280		
				Rapid	91	96	91	278	558- 8x	



RESULTS

Rank	Bib	Name	CGA Code	Stage	Series			Sub Total	Total	Remarks
					1	2	3			
19	226	DOAK Robert	NIR	Precision	94	97	93	284	557-13x	
				Rapid	95	86	92	273		
20	323	PENGELLY Steve	WAL	Precision	95	94	95	284	555-15x	
				Rapid	95	90	86	271		
21	103	UBHI Iqbal	ENG	Precision	94	97	95	286	555-13x	
				Rapid	89	88	92	269		
22	49	FOSTER Chester	BAR	Precision	90	96	98	284	555-12x	
				Rapid	90	95	86	271		
23	120	PATRON Jonathon	GIB	Precision	89	94	95	278	551-10x	
				Rapid	93	95	85	273		
24	231	STEWART Hugh	NIR	Precision	95	91	91	277	549- 6x	
				Rapid	92	94	86	272		
25	47	BENSKIN Junior	BAR	Precision	90	91	93	274	548- 5x	
				Rapid	85	96	93	274		
26	220	RYAN Stephen William	NFK	Precision	90	82	91	263	534- 8x	
				Rapid	87	89	95	271		
27	217	COCK Graham Douglas	NFK	Precision	90	74	90	254	513- 4x	
				Rapid	85	89	85	259		

LEGEND

GR Games Record



RESULTS

GR 574.0 RANA Jaspal IND 02 Aug 2002 Manchester (ENG)

Rank	Bib	Name	CGA Code	Stage	Series		Sub Total	Total	Remarks
					1	2			
1	285	GAI Bin	SIN	150 sec	98.0	97.0	195.0	570.0-14x	
				20 sec	92.0	95.0	187.0		
				10 sec	93.0	95.0	188.0		
2	306	DANIEL Roger Peter	TRI	150 sec	96.0	93.0	189.0	563.0-12x	
				20 sec	95.0	96.0	191.0		
				10 sec	92.0	91.0	183.0		
3	129	JUNG Samaresh	IND	150 sec	93.0	95.0	188.0	559.0-11x	
				20 sec	92.0	95.0	187.0		
				10 sec	91.0	93.0	184.0		
4	294	POH Lip Meng	SIN	150 sec	95.0	97.0	192.0	557.0- 9x	
				20 sec	91.0	97.0	188.0		
				10 sec	87.0	90.0	177.0		
5	182	AMIR HASAN Hasli Izwan	MAS	150 sec	93.0	92.0	185.0	554.0- 7x	
				20 sec	90.0	93.0	183.0		
				10 sec	93.0	93.0	186.0		
6	255	SHAH Mustaqeem	PAK	150 sec	95.0	97.0	192.0	552.0- 6x	
				20 sec	96.0	90.0	186.0		
				10 sec	86.0	88.0	174.0		
7	91	GAULT Michael	ENG	150 sec	97.0	97.0	194.0	551.0-12x	
				20 sec	93.0	90.0	183.0		
				10 sec	88.0	86.0	174.0		
8	24	ROBERTS Christopher	AUS	150 sec	92.0	93.0	185.0	549.0- 7x	
				20 sec	93.0	94.0	187.0		
				10 sec	87.0	90.0	177.0		
9	303	ALLEN Rhodney Richard	TRI	150 sec	95.0	96.0	191.0	547.0-10x	
				20 sec	87.0	95.0	182.0		
				10 sec	91.0	83.0	174.0		
10	20	MOORE David	AUS	150 sec	94.0	96.0	190.0	547.0- 7x	
				20 sec	90.0	94.0	184.0		
				10 sec	85.0	88.0	173.0		
11	226	DOAK Robert	NIR	150 sec	94.0	94.0	188.0	546.0- 5x	
				20 sec	83.0	90.0	173.0		
				10 sec	96.0	89.0	185.0		
12	323	PENGELLY Steve	WAL	150 sec	98.0	93.0	191.0	544.0-10x	
				20 sec	90.0	90.0	180.0		
				10 sec	85.0	88.0	173.0		
13	318	GREEN Alan	WAL	150 sec	93.0	93.0	186.0	543.0-10x	
				20 sec	92.0	91.0	183.0		
				10 sec	84.0	90.0	174.0		



RESULTS

Rank	Bib	Name	CGA Code	Stage	Series		Sub Total	Total	Remarks
					1	2			
14	125	CHAUDHARY Chandrashekar Kumar	IND	150 sec	94.0	91.0	185.0	541.0- 4x	
				20 sec	90.0	92.0	182.0		
				10 sec	83.0	91.0	174.0		
15	180	ABDULLAH Khalel	MAS	150 sec	94.0	88.0	182.0	540.0- 7x	
				20 sec	90.0	88.0	178.0		
				10 sec	90.0	90.0	180.0		
16	103	UBHI Iqbal	ENG	150 sec	94.0	97.0	191.0	540.0- 6x	
				20 sec	86.0	90.0	176.0		
				10 sec	89.0	84.0	173.0		
17	120	PATRON Jonathon	GIB	150 sec	88.0	95.0	183.0	539.0- 9x	
				20 sec	91.0	90.0	181.0		
				10 sec	84.0	91.0	175.0		
18	251	ALI Irshad	PAK	150 sec	96.0	90.0	186.0	534.0- 2x	
				20 sec	88.0	90.0	178.0		
				10 sec	85.0	85.0	170.0		
19	49	FOSTER Chester	BAR	150 sec	94.0	93.0	187.0	530.0- 5x	
				20 sec	88.0	91.0	179.0		
				10 sec	82.0	82.0	164.0		
20	47	BENSKIN Junior	BAR	150 sec	97.0	91.0	188.0	525.0- 6x	
				20 sec	86.0	89.0	175.0		
				10 sec	79.0	83.0	162.0		
21	231	STEWART Hugh	NIR	150 sec	89.0	93.0	182.0	521.0- 8x	
				20 sec	86.0	90.0	176.0		
				10 sec	83.0	80.0	163.0		
22	217	COCK Graham Douglas	NFK	150 sec	86.0	81.0	167.0	460.0- 2x	
				20 sec	82.0	75.0	157.0		
				10 sec	69.0	67.0	136.0		
23	218	LOCK Graham John	NFK	150 sec	61.0	76.0	137.0	437.0- 2x	
				20 sec	77.0	79.0	156.0		
				10 sec	67.0	77.0	144.0		

LEGEND

GR Games Record



RESULTS

GR 1106 Australia (ADAMS Philip, SANDSTROM Bengt) AUS 25 Jan 1990 Auckland (NZL)

Rank	Bib	Name	CGA Code	Series						Total	Remarks
				1	2	3	4	5	6		
1		Singapore	SIN	190	182	175	185	181	181	1094-13x	
	291	LIM Swee Hon		95	92	90	90	90	93	550- 8x	
	285	GAI Bin		95	90	85	95	91	88	544- 5x	
2		India	IND	177	185	181	186	180	178	1087-19x	
	149	SINGH Omkar		93	92	92	93	91	87	548-10x	
	141	SHARMA Deepak		84	93	89	93	89	91	539- 9x	
3		Trinidad & Tobago	TRI	181	175	177	180	180	188	1081-14x	
	306	DANIEL Roger Peter		91	90	90	90	92	95	548- 8x	
	303	ALLEN Rhodney Richard		90	85	87	90	88	93	533- 6x	
4		Australia	AUS	177	186	181	180	177	179	1080-20x	
	20	MOORE David		92	92	92	88	86	93	543-11x	
	22	QUICK Bruce		85	94	89	92	91	86	537- 9x	
5		England	ENG	178	184	177	180	180	174	1073-14x	
	91	GAULT Michael		93	95	89	90	88	83	538- 8x	
	86	BAXTER Nick		85	89	88	90	92	91	535- 6x	
6		Pakistan	PAK	175	178	181	180	172	182	1068-18x	
	253	KHAN Kalim Ullah		91	91	95	92	88	92	549- 9x	
	251	ALI Irshad		84	87	86	88	84	90	519- 9x	
7		Malaysia	MAS	171	166	171	179	179	180	1046-11x	
	198	SULONG Alais		84	85	87	93	89	89	527- 6x	
	182	AMIR HASAN Hasli Izwan		87	81	84	86	90	91	519- 5x	
8		Barbados	BAR	160	171	182	166	176	172	1027-15x	
	50	HERBERT Calvert		82	83	92	85	88	87	517-10x	
	48	CHASE Bernard		78	88	90	81	88	85	510- 5x	
9		Canada	CAN	166	172	172	176	165	171	1022- 9x	
	62	MARKEWICZ Alan		79	88	87	92	82	88	516- 3x	
	66	OUELLETTE Sylvain		87	84	85	84	83	83	506- 6x	

LEGEND

GR Games Record



RESULTS

GR 1134 India (KUMAR Vijay, TAMANG Pemba) IND 19 Mar 2006 Melbourne (AUS)

Rank	Bib	Name	CGA Code	Stage	Seconds			Sub Total	Total	Remarks
					8	6	4			
1		India	IND	Stage 1	196	197	183	576	1162-48x	GR
				Stage 2	197	196	193	586		
	132	KUMAR Vijay		Stage 1	97	99	98	294		
				Stage 2	97	98	98	293	587-25x	
	145	SINGH Gurpreet		Stage 1	99	98	85	282		
				Stage 2	100	98	95	293	575-23x	
2		Malaysia	MAS	Stage 1	194	192	193	579	1144-26x	
				Stage 2	191	192	182	565		
	182	AMIR HASAN Hasli Izwan		Stage 1	95	98	98	291		
				Stage 2	97	96	92	285	576-15x	
	181	ADZHA Hafiz		Stage 1	99	94	95	288		
				Stage 2	94	96	90	280	568-11x	
3		Australia	AUS	Stage 1	193	192	171	556	1125-27x	
				Stage 2	196	191	182	569		
	22	QUICK Bruce		Stage 1	98	96	84	278		
				Stage 2	99	97	89	285	563-16x	
	8	CHAPMAN David		Stage 1	95	96	87	278		
				Stage 2	97	94	93	284	562-11x	
4		Canada	CAN	Stage 1	188	182	179	549	1093-12x	
				Stage 2	185	184	175	544		
	60	IGOROV Metodi		Stage 1	93	93	96	282		
				Stage 2	92	91	92	275	557- 5x	
	62	MARKEWICZ Alan		Stage 1	95	89	83	267		
				Stage 2	93	93	83	269	536- 7x	
5		Wales	WAL	Stage 1	175	188	170	533	1042-11x	
				Stage 2	182	182	145	509		
	318	GREEN Alan		Stage 1	92	95	82	269		
				Stage 2	92	93	77	262	531- 6x	
	323	PENGELLY Steve		Stage 1	83	93	88	264		
				Stage 2	90	89	68	247	511- 5x	

LEGEND

GR Games Record



RESULTS

GR 1154 India (JUNG Samaresh, SINGH Vivek) IND 18 Mar 2006 Melbourne (AUS)

Rank	Bib	Name	CGA Code	Series						Total	Remarks
				1	2	3	4	5	6		
1		India	IND	193	194	195	192	194	195	1163-42x	GR
	149	SINGH Omkar		98	98	98	98	98	97	587-23x	
	145	SINGH Gurpreet		95	96	97	94	96	98	576-19x	
2		England	ENG	190	190	190	191	193	189	1143-30x	
	86	BAXTER Nick		96	97	96	95	95	94	573-19x	
	91	GAULT Michael		94	93	94	96	98	95	570-11x	
3		Singapore	SIN	191	194	191	193	186	184	1139-29x	
	285	GAI Bin		97	96	97	95	93	93	571-18x	
	291	LIM Swee Hon		94	98	94	98	93	91	568-11x	
4		Australia	AUS	192	187	187	191	190	190	1137-26x	
	23	REPACHOLI Daniel		98	95	96	96	96	95	576-15x	
	24	ROBERTS Christopher		94	92	91	95	94	95	561-11x	
5		Northern Ireland	NIR	184	186	185	187	194	189	1125-27x	
	226	DOAK Robert		93	95	90	94	97	96	565-13x	
	231	STEWART Hugh		91	91	95	93	97	93	560-14x	
6		Trinidad & Tobago	TRI	184	187	192	180	189	189	1121-23x	
	306	DANIEL Roger Peter		93	96	98	91	95	95	568-16x	
	303	ALLEN Rhodney Richard		91	91	94	89	94	94	553- 7x	
7		Malaysia	MAS	187	185	183	186	185	192	1118-24x	
	198	SULONG Alais		93	92	95	94	90	95	559-13x	
	182	AMIR HASAN Hasli Izwan		94	93	88	92	95	97	559-11x	
8		Barbados	BAR	183	188	185	189	186	181	1112-26x	
	50	HERBERT Calvert		91	96	90	96	95	92	560-13x	
	48	CHASE Bernard		92	92	95	93	91	89	552-13x	
9		Canada	CAN	185	183	188	179	189	187	1111-26x	
	66	OUELLETTE Sylvain		94	94	96	91	93	97	565-13x	
	62	MARKEWICZ Alan		91	89	92	88	96	90	546-13x	
10		Pakistan	PAK	191	188	185	177	181	189	1111-18x	
	253	KHAN Kalim Ullah		96	96	92	90	94	93	561-11x	
	251	ALI Irshad		95	92	93	87	87	96	550- 7x	
11		Kenya	KEN	178	177	177	186	183	181	1082-11x	
	174	MADHAR Shamindpal Singh		89	91	91	95	89	90	545- 8x	
	178	SHAH Shitul Fulchand Karman		89	86	86	91	94	91	537- 3x	
12		Norfolk Island	NFK	170	169	178	178	177	171	1043- 7x	
	220	RYAN Stephen William		87	84	91	87	88	85	522- 4x	
	218	LOCK Graham John		83	85	87	91	89	86	521- 3x	
13		Falkland Islands	FLK	154	150	161	162	173	160	960- 6x	
	113	MIDDLETON Nevin		80	80	83	84	90	76	493- 4x	
	112	MIDDLETON Murray		74	70	78	78	83	84	467- 2x	

LEGEND

GR Games Record



RESULTS

GR 1168 India (RANA Jaspal, PANDIT Ashok) IND 21 Aug 1994 Victoria (CAN)

Rank	Bib	Name	CGA Code	Stage	Series			Sub Total	Total	Remarks
					1	2	3			
1		India	IND	Precision	194	193	196	583	1159-45x	
				Rapid	190	192	194	576		
	132	KUMAR Vijay		Precision	97	99	98	294	586-26x	
				Rapid	95	99	98	292		
	147	SINGH Harpreet		Precision	97	94	98	289	573-19x	
				Rapid	95	93	96	284		
2		New Zealand	NZL	Precision	189	191	195	575	1140-35x	
				Rapid	186	188	191	565		
	249	YELAVICH Greg		Precision	96	96	97	289	574-18x	
				Rapid	93	94	98	285		
	241	EARLE Alan		Precision	93	95	98	286	566-17x	
				Rapid	93	94	93	280		
3		Singapore	SIN	Precision	196	189	193	578	1139-40x	
				Rapid	186	185	190	561		
	285	GAI Bin		Precision	99	95	98	292	576-23x	
				Rapid	92	98	94	284		
	294	POH Lip Meng		Precision	97	94	95	286	563-17x	
				Rapid	94	87	96	277		
4		Canada	CAN	Precision	190	184	185	559	1136-32x	
				Rapid	192	194	191	577		
	60	IGOROV Metodi		Precision	94	95	92	281	573-17x	
				Rapid	95	98	99	292		
	62	MARKEWICZ Alan		Precision	96	89	93	278	563-15x	
				Rapid	97	96	92	285		
5		Malaysia	MAS	Precision	187	187	185	559	1133-29x	
				Rapid	189	191	194	574		
	182	AMIR HASAN Hasli Izwan		Precision	95	94	94	283	574-17x	
				Rapid	95	97	99	291		
	180	ABDULLAH Khalel		Precision	92	93	91	276	559-12x	
				Rapid	94	94	95	283		
6		Pakistan	PAK	Precision	190	193	184	567	1126-30x	
				Rapid	192	187	180	559		
	255	SHAH Mustaqeem		Precision	98	95	92	285	566-15x	
				Rapid	94	94	93	281		
	251	ALI Irshad		Precision	92	98	92	282	560-15x	
				Rapid	98	93	87	278		



RESULTS

Rank	Bib	Name	CGA Code	Stage	Series			Sub Total	Total	Remarks
					1	2	3			
7		Wales	WAL	Precision	189	187	186	562	1125-18x	
				Rapid	181	193	189	563		
318	GREEN Alan			Precision	94	95	95	284	569-12x	
				Rapid	91	96	98	285		
323	PENGELLY Steve			Precision	95	92	91	278	556- 6x	
				Rapid	90	97	91	278		
8	England		ENG	Precision	193	196	191	580	1124-35x	
				Rapid	182	182	180	544		
91	GAULT Michael			Precision	97	99	97	293	568-19x	
				Rapid	96	88	91	275		
103	UBHI Iqbal			Precision	96	97	94	287	556-16x	
				Rapid	86	94	89	269		
9	Northern Ireland		NIR	Precision	186	190	188	564	1118-22x	
				Rapid	177	190	187	554		
226	DOAK Robert			Precision	94	95	94	283	559-12x	
				Rapid	90	95	91	276		
231	STEWART Hugh			Precision	92	95	94	281	559-10x	
				Rapid	87	95	96	278		
10	Trinidad & Tobago		TRI	Precision	184	189	185	558	1118-21x	
				Rapid	187	185	188	560		
306	DANIEL Roger Peter			Precision	94	94	91	279	566-17x	
				Rapid	96	95	96	287		
303	ALLEN Rhodney Richard			Precision	90	95	94	279	552- 4x	
				Rapid	91	90	92	273		
11	Australia		AUS	Precision	181	188	192	561	1117-24x	
				Rapid	178	187	191	556		
20	MOORE David			Precision	93	95	96	284	566-14x	
				Rapid	94	93	95	282		
12	GIUSTINIANO Michelangelo			Precision	88	93	96	277	551-10x	
				Rapid	84	94	96	274		
12	Barbados		BAR	Precision	180	183	187	550	1101-20x	
				Rapid	183	182	186	551		
47	BENSKIN Junior			Precision	90	92	93	275	554-12x	
				Rapid	92	95	92	279		
49	FOSTER Chester			Precision	90	91	94	275	547- 8x	
				Rapid	91	87	94	272		
13	Norfolk Island		NFK	Precision	177	157	173	507	1028-13x	
				Rapid	170	170	181	521		



RESULTS

Rank	Bib	Name	CGA Code	Stage	Series			Sub Total	Total	Remarks
					1	2	3			
220		RYAN Stephen William		Precision	94	84	90	268		
				Rapid	90	87	90	267	535-11x	
217		COCK Graham Douglas		Precision	83	73	83	239		
				Rapid	80	83	91	254	493- 2x	

LEGEND

GR Games Record



RESULTS

GR 1139 India (PANDIT Ronak, JUNG Samaresh) IND 18 Mar 2006 Melbourne (AUS)

Rank	Bib	Name	CGA Code	Stage	Series		Sub Total	Total	Remarks
					1	2			
1	Singapore	SIN	150 sec	195	191	386	1116-28x		
			20 sec	188	187	375			
			10 sec	180	175	355			
	285	GAI Bin	IND	150 sec	97	95	192	564-15x	
				20 sec	93	94	187		
				10 sec	91	94	185		
	294	POH Lip Meng	IND	150 sec	98	96	194	552-13x	
				20 sec	95	93	188		
				10 sec	89	81	170		
2	India	IND	150 sec	195	189	384	1103-18x		
			20 sec	182	179	361			
			10 sec	179	179	358			
	129	JUNG Samaresh	IND	150 sec	97	98	195	561- 9x	
				20 sec	92	91	183		
				10 sec	93	90	183		
	125	CHAUDHARY Chandrashekar Kumar	IND	150 sec	98	91	189	542- 9x	
				20 sec	90	88	178		
				10 sec	86	89	175		
3	England	ENG	150 sec	193	190	383	1098-18x		
			20 sec	187	176	363			
			10 sec	176	176	352			
	91	GAULT Michael	ENG	150 sec	96	95	191	554- 6x	
				20 sec	93	89	182		
				10 sec	85	96	181		
	103	UBHI Iqbal	ENG	150 sec	97	95	192	544-12x	
				20 sec	94	87	181		
				10 sec	91	80	171		
4	Trinidad & Tobago	TRI	150 sec	190	188	378	1096-21x		
			20 sec	181	183	364			
			10 sec	168	186	354			
	306	DANIEL Roger Peter	TRI	150 sec	96	95	191	556-11x	
				20 sec	89	93	182		
				10 sec	88	95	183		
	303	ALLEN Rhodney Richard	TRI	150 sec	94	93	187	540-10x	
				20 sec	92	90	182		
				10 sec	80	91	171		
5	Australia	AUS	150 sec	189	190	379	1096-14x		
			20 sec	175	178	353			
			10 sec	184	180	364			



RESULTS

Rank	Bib	Name	CGA Code	Stage	Series		Sub Total	Total	Remarks
					1	2			
24		ROBERTS Christopher		150 sec	95	96	191	549- 9x	
				20 sec	88	90	178		
				10 sec	90	90	180		
20		MOORE David		150 sec	94	94	188	547- 5x	
				20 sec	87	88	175		
				10 sec	94	90	184		
6	Malaysia		MAS	150 sec	186	187	373	1089-13x	
				20 sec	182	179	361		
				10 sec	171	184	355		
182		AMIR HASAN Hasli Izwan		150 sec	93	92	185	551- 8x	
				20 sec	95	94	189		
				10 sec	85	92	177		
180		ABDULLAH Khalel		150 sec	93	95	188	538- 5x	
				20 sec	87	85	172		
				10 sec	86	92	178		
7	Pakistan		PAK	150 sec	187	188	375	1085-17x	
				20 sec	183	185	368		
				10 sec	175	167	342		
255		SHAH Mustaqeem		150 sec	94	94	188	547-13x	
				20 sec	94	92	186		
				10 sec	88	85	173		
251		ALI Irshad		150 sec	93	94	187	538- 4x	
				20 sec	89	93	182		
				10 sec	87	82	169		
8	Wales		WAL	150 sec	190	188	378	1075-13x	
				20 sec	172	178	350		
				10 sec	171	176	347		
318		GREEN Alan		150 sec	95	90	185	539- 7x	
				20 sec	87	91	178		
				10 sec	86	90	176		
323		PENGELLY Steve		150 sec	95	98	193	536- 6x	
				20 sec	85	87	172		
				10 sec	85	86	171		
9	Barbados		BAR	150 sec	190	184	374	1073-15x	
				20 sec	184	176	360		
				10 sec	163	176	339		
47		BENSKIN Junior		150 sec	94	95	189	541- 9x	
				20 sec	92	89	181		
				10 sec	83	88	171		
49		FOSTER Chester		150 sec	96	89	185	532- 6x	
				20 sec	92	87	179		
				10 sec	80	88	168		



RESULTS

Rank	Bib	Name	CGA Code	Stage	Series		Sub Total	Total	Remarks
					1	2			
10		Northern Ireland	NIR	150 sec	189	182	371	1064-15x	
				20 sec	180	174	354		
				10 sec	172	167	339		
226	DOAK Robert			150 sec	95	95	190	539-10x	
				20 sec	91	86	177		
				10 sec	86	86	172		
231	STEWART Hugh			150 sec	94	87	181	525- 5x	
				20 sec	89	88	177		
				10 sec	86	81	167		
11		Norfolk Island	NFK	150 sec	157	156	313	935- 8x	
				20 sec	163	139	302		
				10 sec	152	168	320		
217	COCK Graham Douglas			150 sec	90	86	176	512- 6x	
				20 sec	85	80	165		
				10 sec	82	89	171		
218	LOCK Graham John			150 sec	67	70	137	423- 2x	
				20 sec	78	59	137		
				10 sec	70	79	149		







LEGEND

GR Games Record



FINAL RESULTS

GR (Qualification) 142 SINGH Rajyavardhan IND 01 Aug 2002 Manchester (ENG) FGR (Finals) 191 SINGH Rajyavardhan IND 01 Aug 2002 Manchester (ENG)

Rank	Bib	Name	CGA Code	Rounds			Qualification		Finals	Total	Final S-Off	Remarks
				1	2	3	Score	S-Off				
1	105	WALTON Stevan	ENG	49	49	45	143		47	190		GR
			Final shots:									
2	151	SODHI Ronjan	IND	47	48	44	139		47	186	+8	
			Final shots:									
3	158	KNEALE Timothy James	IOM	47	47	46	140		46	186	+7+6	
			Final shots:									
4	135	NORIA Asher	IND	48	46	45	139		47	186	+7+5	
			Final shots:									
5	18	MARK Russell	AUS	45	48	49	142		41	183		
			Final shots:									
6	101	SCOTT Steven	ENG	44	49	44	137		44	181		
			Final shots:									
7	209	CHETCUTI William	MLT	41	47	48	136			136		
8	155	KEELING Jacob	IOM	42	45	47	134			134		
9	83	THEODOTOU Stephen	CYP	42	47	45	134			134		
10	258	DAVIS Alistair	RSA	44	45	45	134			134		
11	16	KIRLEY Nicholas	AUS	42	44	47	133			133		
12	69	SHAW Drew	CAN	43	46	44	133			133		
13	190	KHOR Seng Chye	MAS	41	44	46	131			131		
14	214	XUEREBS Nathan Lee	MLT	41	39	48	128			128		
15	283	CHOW Wei An	SIN	43	44	41	128			128		
16	189	KHOR Benjamin Cheng Jie	MAS	44	43	40	127			127		
17	252	IQBAL Aamer	PAK	45	41	40	126			126		
18	287	ISMAL Muhd Ikram	SIN	40	38	38	116			116		
19	233	TALAGI Isatose	NIU	29	38	31	98			98		
20	235	TALAITITAMA Tuaitama	NIU	32	24	29	85			85		

LEGEND FGR Final Games Record GR Games Record S-off Shoot-off



RESULTS

GR 192 India (SINGH Mansher, SINGH Manavit) IND 12 Aug 1998 Kuala Lumpur (MAS)

Rank	Bib	Name	CGA Code	Rounds				Total	Remarks
				1	2	3	4		
1		Australia	AUS	49	49	50	50	198-0x	GR
	11	DIAMOND Michael		25	25	25	25	100-0x	
	32	VELLA Adam		24	24	25	25	98-0x	
2		India	IND	48	49	50	50	197-0x	
	148	SINGH Mansher		25	24	25	25	99-0x	
	137	SANDHU Manavjit Singh		23	25	25	25	98-0x	
3		England	ENG	49	47	48	49	193-0x	
	93	HEADING Aaron		25	25	24	25	99-0x	
	95	KIRK Dave		24	22	24	24	94-0x	
4		Scotland	SCO	49	48	44	49	190-0x	
	265	MACDONALD John		25	25	22	24	96-0x	
	269	McLEAN Ossie		24	23	22	25	94-0x	
5		New Zealand	NZL	48	47	47	47	189-0x	
	239	BROWNE-COLE Myles		24	25	24	22	95-0x	
	245	SINCLAIR Allan		24	22	23	25	94-0x	
6		Cyprus	CYP	47	46	50	45	188-0x	
	76	AILIOTIS Yiannis		24	24	25	22	95-0x	
	80	LEONTIOU Leontios		23	22	25	23	93-0x	
7		Singapore	SIN	46	46	46	48	186-0x	
	289	LEE Wung Yew		24	24	23	24	95-0x	
	280	AMAT Mohd Zain		22	22	23	24	91-0x	
8		Wales	WAL	47	46	43	49	185-0x	
	328	WIXEY Mike		24	23	23	25	95-0x	
	320	MORGAN Scott		23	23	20	24	90-0x	
9		Northern Ireland	NIR	49	47	42	47	185-0x	
	224	BEATTIE David		24	25	22	24	95-0x	
	230	MORRISON Mervyn		25	22	20	23	90-0x	
10		Malaysia	MAS	45	45	49	46	185-0x	
	199	YEOH Bernard		22	24	25	23	94-0x	
	184	CHEN Seong Fook		23	21	24	23	91-0x	
11		Isle of Man	IOM	47	46	48	44	185-0x	
	160	PARSONS Neil Edward		24	23	25	23	95-0x	
	162	WALTON David Robert		23	23	23	21	90-0x	
12		Malta	MLT	44	44	46	46	180-0x	
	205	AQUILINA Jason John		23	21	22	24	90-0x	
	206	ATTARD Nazzareno		21	23	24	22	90-0x	
13		Canada	CAN	41	47	44	45	177-0x	
	69	SHAW Drew		22	24	22	24	92-0x	
	70	SHAW Paul		19	23	22	21	85-0x	
14		Gibraltar	GIB	44	44	41	47	176-0x	
	119	COWLES Kevin		22	23	23	24	92-0x	
	118	COOPER Gary George		22	21	18	23	84-0x	
15		Falkland Islands	FLK	38	40	40	36	154-0x	
	114	PITALUGA Saul		20	19	21	23	83-0x	
	110	McKAY Bono		18	21	19	13	71-0x	
16		Niue Island	NIU	29	34	25	35	123-0x	
	237	VILIAMU Clayton		14	18	20	15	67-0x	
	234	TALAGI San Juan		15	16	5	20	56-0x	

LEGEND
GR Games Record



RESULTS

GR 186 Australia (MARK Russell, TREMBATH Craig) AUS 19 Mar 2006 Melbourne (AUS)

Rank	Bib	Name	CGA Code	Rounds		Total	Remarks
				1	2		
1		England	ENG	95	94	189	GR
	105	WALTON Stevan		49	47	96	
	101	SCOTT Steven		46	47	93	
2		India	IND	96	92	188	
	151	SODHI Ronjan		50	45	95	
	135	NORIA Asher		46	47	93	
3		Malaysia	MAS	93	92	185	
	189	KHOR Benjamin Cheng Jie		46	47	93	
	190	KHOR Seng Chye		47	45	92	
4		Australia	AUS	90	94	184	
	18	MARK Russell		46	47	93	
	16	KIRLEY Nicholas		44	47	91	
5		Isle of Man	IOM	91	91	182	
	155	KEELING Jacob		45	46	91	
	158	KNEALE Timothy James		46	45	91	
6		Malta	MLT	84	87	171	
	209	CHETCUTI William		49	46	95	
	214	XUEREB Nathan Lee		35	41	76	
7		Canada	CAN	87	84	171	
	69	SHAW Drew		45	43	88	
	70	SHAW Paul		42	41	83	
8		Singapore	SIN	75	85	160	
	283	CHOW Wei An		37	45	82	
	287	ISMAIL Muhd Ikram		38	40	78	
9		Niue Island	NIU	52	59	111	
	233	TALAGI Isatose		32	32	64	
	235	TALAITITAMA Tuaitama		20	27	47	
		Northern Ireland	NIR				DNS
	224	BEATTIE David					DNS
	230	MORRISON Mervyn					DNS

LEGEND	
DNS	Did not Start
GR	Games Record
S-off	Shoot-off



RESULTS

GR 194 Cyprus (KOURTELLAS Christos, NIKOLAIDES Antonis) CYP 29 Jul 2002 Manchester (ENG)

Rank	Bib	Name	CGA Code	Rounds				Total	Remarks
				1	2	3	4		
1		Cyprus	CYP	48	49	48	49	194	EGR
	75	ACHILLEOS Georgios		25	25	25	25	100	
	77	CHASIKOS Andreas		23	24	23	24	94	
2		Canada	CAN	49	46	47	49	191	
	58	CASWELL Jason Hughes		25	23	24	25	97	
	63	McBRIDE Richard		24	23	23	24	94	
3		England	ENG	47	48	48	48	191	
	88	BRICKELL Richard		23	24	24	25	96	
	87	BRAMLEY Clive		24	24	24	23	95	
4		Malta	MLT	47	47	48	46	188	
	210	FARRUGIA Clive		23	23	24	25	95	
	212	VELLA Darren		24	24	24	21	93	
5		India	IND	45	49	47	45	186	
	131	KHAN Mairaj Ahmad		22	25	23	24	94	
	136	PEOPLES Allan Daniel		23	24	24	21	92	
6		Australia	AUS	46	43	48	47	184	
	6	BARTON Clive		24	22	25	25	96	
	30	SOTTOSANTI Anthony		22	21	23	22	88	
7		Scotland	SCO	44	48	46	45	183	
	266	MARSDEN Ian		21	25	22	24	92	
	262	CHRISTIE Drew		23	23	24	21	91	
8		Wales	WAL	46	44	46	46	182	
	310	ALLEN Malcolm		24	25	25	24	98	
	325	PRICE Rhys		22	19	21	22	84	
9		Pakistan	PAK	44	45	45	45	179	
	254	MASUD Shaikh Amin Karamat		24	23	22	24	93	
	256	SULTAN Ahmed		20	22	23	21	86	
10		Bangladesh	BAN	42	45	43	43	173	
	39	ISLAM Iqbal		22	24	20	22	88	
	43	SALIM Noor Uddin		20	21	23	21	85	
11		Singapore	SIN	39	44	40	45	168	
	282	CHIEW Huan Lin Eugene		19	23	20	23	85	
	290	LEE Yee		20	21	20	22	83	
12		Niue Island	NIU	11	16	21	18	66	
	232	MAHAKITAU Asaf		8	7	10	9	34	
	236	TOGIAVALU Sione Belle		3	9	11	9	32	

LEGEND	EGR Equaled Games Record	GR Games Record	S-off Shoot-off
---------------	---------------------------------	------------------------	------------------------



FINAL RESULTS

(Qualification)					(Finals)						
GR	398	BHAGWAT Anjali	IND	01 Aug 2002	Manchester (ENG)	FGR	500.8	BHAGWAT Anjali	IND	01 Aug 2002	Manchester (ENG)
EGR	398	SAWANT	IND	20 Mar 2006	Melbourne (AUS)						
EGR	398	SIDHU Avneet Kaur	IND	20 Mar 2006	Melbourne (AUS)						

Rank	Bib	Name	CGA Code	Series				Total	Remarks						
				1	2	3	4								
1	295	SER Xiang Wei Jasmine	SIN	99	100	100	99	398-36x	EGR						
		Final shots:		10.3	10.7	10.2	10.2	10.6	10.3	10.3	10.7	10.0	10.4	103.7	
														501.7	FGR
2	185	HALIM Nur Ayuni	MAS	99	98	100	99	396-35x							
		Final shots:		10.4	9.9	10.4	9.5	10.3	10.1	10.0	10.2	10.5	10.2	101.5	
														497.5	
3	192	MOHAMED TAIBI Nur Suryani	MAS	98	98	100	99	395-30x							
		Final shots:		9.9	10.0	10.6	9.8	10.4	10.6	10.4	9.8	9.8	10.6	101.9	
														496.9	
4	142	SHIRUR Suma Siddharth	IND	97	99	99	99	394-29x							
		Final shots:		9.4	10.4	10.0	10.6	9.9	10.2	10.3	10.9	10.1	9.6	101.4	
														495.4	
5	153	YADAV Kavitha	IND	98	96	98	100	392-27x							
		Final shots:		10.2	9.4	10.6	10.5	10.8	10.5	9.8	10.6	10.4	10.3	103.1	
														495.1	S-Off 10.4
6	46	SULTANA Sadiya	BAN	98	96	100	97	391-26x	QS-off: 50.9						
		Final shots:		10.8	10.3	10.4	10.5	10.8	10.4	9.6	10.3	10.3	10.7	104.1	
														495.1	S-Off 9.8
7	42	RATNA Sharmin Akter	BAN	98	98	100	98	394-25x							
		Final shots:		9.8	9.2	10.7	10.4	10.0	10.3	9.7	10.5	10.3	9.8	100.7	
														494.7	
8	313	CORISH Sian	WAL	99	97	96	99	391-22x	QS-off: 49.3						
		Final shots:		10.1	10.6	10.2	10.3	10.0	9.9	10.4	9.9	9.1	10.4	100.9	
														491.9	
9	78	CONSTANTINO Marilena	CYP	98	97	97	99	391-25x	QS-off: 47.9						
10	281	CHENG Jian Huan	SIN	97	97	98	98	390-25x							
11	90	COX Sheree	ENG	100	95	98	96	389-27x							
12	96	LEE Sharon	ENG	98	96	98	97	389-26x							
13	31	van NUS Robyn	AUS	96	97	99	96	388-22x							
14	28	SEDGMAN Alethea	AUS	96	98	96	98	388-21x							
15	312	CORISH Jenny	WAL	97	98	97	95	387-22x							
16	156	KERMODE Gemma Michelle	IOM	95	96	96	97	384-17x							
17	84	THEOFANOUS CHARALAMBOUS Fanoula	CYP	99	94	91	97	381-14x							
	163	WARD Lara Anne	IOM												DNS

LEGEND			
DNS	Did not Start	EGR	Equalled Games Record
GR	Games Record	QS-off	Qualification Shoot-Off
		FGR	Final Games Record
		S-off	Shoot-off



RESULTS

GR	590 QUIGLEY Carolyn	AUS	21 Sep 1998	Langkawi (MAS)
GR	590 UNNIKRIISHNAN Roopa	IND	21 Sep 1998	Langkawi (MAS)

Rank	Bib	Name	CGA Code	Series						Total	Remarks
				1	2	3	4	5	6		
1	268	McINTOSH Jen	SCO	99	100	98	100	100	100	597-42x	GR
2	139	SAWANT Tejaswini	IND	99	100	99	100	96	100	594-31x	
3	311	BREKKE Johanne	WAL	100	99	99	98	98	99	593-33x	
4	102	SMITH Michelle	ENG	99	98	100	96	99	99	591-33x	
5	29	SMITH Susannah	AUS	99	97	99	98	98	99	590-36x	
6	296	SUDHIR Aqilah	SIN	99	97	98	97	98	97	586-33x	
7	133	KUMARI Meena	IND	99	96	98	96	98	99	586-30x	
8	96	LEE Sharon	ENG	99	97	99	97	97	97	586-30x	
9	243	JOHNSTON Sally	NZL	96	95	99	98	99	99	586-26x	
10	326	WARNES Helen	WAL	98	96	100	99	97	96	586-25x	
11	242	ETHERINGTON Juliet	NZL	97	100	96	98	99	95	585-23x	
12	45	SULTANA Sabrina	BAN	99	96	97	99	99	94	584-29x	
13	263	COPLAND Kay	SCO	96	99	98	95	98	97	583-31x	
14	163	WARD Lara Anne	IOM	94	96	96	100	96	97	579-26x	
15	221	AIKEN Louise	NIR	97	98	92	97	99	96	579-23x	
16	156	KERMODE Gemma Michelle	IOM	94	95	99	95	96	94	573-17x	
17	200	ZULKIFLI Muslifah	MAS	96	96	97	95	96	92	572-24x	
18	17	LOWE Deborah	AUS	98	94	94	99	94	93	572-17x	
19	38	DATTA Tripti	BAN	95	92	91	95	97	96	566-17x	
20	286	HAW Siew Peng	SIN	96	95	92	94	94	93	564-15x	
21	186	HAMED Haslisa	MAS	95	91	86	96	97	93	558-18x	

LEGEND

GR Games Record



FINAL RESULTS

(Qualification)				(Finals)					
GR	578 BHAGWAT Anjali	IND	02 Aug 2002	Manchester (ENG)	FGR	678.0 BHAGWAT Anjali	IND	02 Aug 2002	Manchester (ENG)

Rank	Bib	Name	CGA Code	Position	Series		Sub Total	Total	Remarks
					1	2			
1	28	SEDGMAN Alethea	AUS	Prone	100	97	197		
				Standing	90	95			
				Kneeling	97	96		575-26x	
	Final shots:	10.3 9.6 9.6 10.3 10.2 10.1		9.7 10.3	10.6	10.3		101.0	
								676.0	
2	295	SER Xiang Wei Jasmine	SIN	Prone	97	97	194		
				Standing	91	92			
				Kneeling	97	97		571-23x	
	Final shots:	9.4 10.5 10.4 10.2 9.9 10.8		10.0 10.1	9.8	10.5		101.6	
								672.6	
3	296	SUDHIR Aqilah	SIN	Prone	99	98	197		
				Standing	95	94			
				Kneeling	95	96		577-24x	
	Final shots:	10.0 8.8 8.8 9.8 10.0 9.0		8.2 9.7	9.3	10.7		94.3	
								671.3	
4	31	van NUS Robyn	AUS	Prone	99	98	197		
				Standing	91	95			
				Kneeling	97	94		574-19x	
	Final shots:	8.9 8.6 9.6 10.3 10.2 9.3		9.6 8.6	10.3	9.1		94.5	
								668.5	
5	268	McINTOSH Jen	SCO	Prone	98	100	198		
				Standing	92	89			
				Kneeling	96	96		571-25x	
	Final shots:	9.1 9.6 9.0 10.6 10.0 9.1		8.3 10.6	9.9	9.8		96.0	
								667.0	
6	127	GAUSWAMI Lajjakumari	IND	Prone	98	98	196		
				Standing	94	93			
				Kneeling	94	93		570-25x	
	Final shots:	9.2 10.2 9.9 8.6 9.5 10.3		9.6 9.3	10.3	9.9		96.8	
								666.8	
7	192	MOHAMED TAIBI Nur Suryani	MAS	Prone	97	99	196		
				Standing	94	92			
				Kneeling	93	94		569-20x	
	Final shots:	10.0 10.1 9.4 10.0 8.8 10.5		8.7 9.7	9.2	10.0		96.4	
								665.4	
8	313	CORISH Sian	WAL	Prone	98	99	197		
				Standing	91	89			
				Kneeling	94	98		569-17x	
	Final shots:	8.7 9.4 7.5 10.2 10.7 8.6		8.8 10.0	9.4	10.4		93.7	
								662.7	
9	139	SAWANT Tejaswini	IND	Prone	98	97	195		
				Standing	89	90	179		
				Kneeling	97	97	194	568-19x	



FINAL RESULTS

Rank	Bib	Name	CGA Code	Position	Series		Sub Total	Total	Remarks
					1	2			
10	196	RAHIM RAJA Shahera	MAS	Prone	97	98	195		
				Standing	92	93	185		
				Kneeling	97	91	188		
11	263	COPLAND Kay	SCO	Prone	99	98	197	568-17x	
				Standing	91	90	181		
				Kneeling	96	93	189		
12	326	WARNES Helen	WAL	Prone	98	100	198	567-22x	
				Standing	92	88	180		
				Kneeling	92	96	188		
13	243	JOHNSTON Sally	NZL	Prone	98	97	195	566-22x	
				Standing	91	93	184		
				Kneeling	93	93	186		
14	102	SMITH Michelle	ENG	Prone	95	98	193	565-14x	
				Standing	91	89	180		
				Kneeling	93	96	189		
15	45	SULTANA Sabrina	BAN	Prone	98	98	196	562-12x	A 2.0
				Standing	86	94	180		
				Kneeling	94	88	182		
16	96	LEE Sharon	ENG	Prone	98	100	198	558-18x	
				Standing	83	86	169		
				Kneeling	94	95	189		
17	44	SHILPA Sarmin	BAN	Prone	97	96	193	556-20x	
				Standing	84	87	171		
				Kneeling	93	95	188		

Notes

A 2.0 ISSF Rule 6.13.4.5.1 Original firing point provided correct results

LEGEND

FGR Final Games Record

GR Games Record



RESULTS

GR 795 India (BHAGWAT Anjali, SHIRUR Suma) IND 28 Jul 2002 Manchester (ENG)

Rank	Bib	Name	CGA Code	Series				Total	Remarks
				1	2	3	4		
1		Malaysia	MAS	199	200	197	197	793-59x	
	192	MOHAMED TAIBI Nur Suryani		99	100	99	100	398-29x	
	185	HALIM Nur Ayuni		100	100	98	97	395-30x	
2		Singapore	SIN	200	199	196	195	790-52x	
	295	SER Xiang Wei Jasmine		100	99	97	100	396-29x	
	281	CHENG Jian Huan		100	100	99	95	394-23x	
3		India	IND	197	197	195	196	785-61x	
	142	SHIRUR Suma Siddharth		99	99	100	99	397-36x	
	153	YADAV Kavitha		98	98	95	97	388-25x	
4		Wales	WAL	196	196	196	196	784-54x	
	312	CORISH Jenny		97	99	99	100	395-30x	
	313	CORISH Sian		99	97	97	96	389-24x	
5		Bangladesh	BAN	193	195	198	198	784-53x	
	42	RATNA Sharmin Akter		97	98	99	100	394-27x	
	46	SULTANA Sadiya Sultana		96	97	99	98	390-26x	
6		Australia	AUS	193	198	193	196	780-51x	
	28	SEDGMAN Alethea		97	99	97	99	392-29x	
	31	van NUS Robyn		96	99	96	97	388-22x	
7		England	ENG	194	194	194	197	779-47x	
	90	COX Sheree		97	99	99	99	394-30x	
	96	LEE Sharon		97	95	95	98	385-17x	
8		Cyprus	CYP	191	193	193	195	772-46x	
	78	CONSTANTINOOU Marilena		96	98	97	99	390-28x	
	84	THEOFANOUS CHARALAMBOUS Fanoula		95	95	96	96	382-18x	
		Isle of Man	IOM					0	DNS
	156	KERMODE Gemma Michelle		92	95	97	95	379-15x	
	163	WARD Lara Anne						0	DNS

LEGEND

DNS Did not Start

GR Games Record

Timing & Data-Handling by Tissot

Report Created Sat 09 Oct 2010 10:31



RESULTS

GR 1175 Wales (BREKKE Johanne, DALLIMORE Ceri) WAL 30 Jul 2002 Manchester (ENG)

Rank	Bib	Name	CGA Code	Series						Total	Remarks
				1	2	3	4	5	6		
1		Scotland	SCO	196	194	200	192	193	194	1169-60x	
	268	McINTOSH Jen		99	98	100	98	99	97	591-35x	
	263	COPLAND Kay		97	96	100	94	94	97	578-25x	
2		England	ENG	193	195	196	195	194	196	1169-52x	
	102	SMITH Michelle		98	100	98	98	98	98	590-24x	
	96	LEE Sharon		95	95	98	97	96	98	579-28x	
3		India	IND	196	199	196	191	188	198	1168-45x	
	133	KUMARI Meena		98	99	98	97	94	99	585-23x	
	139	SAWANT Tejaswini		98	100	98	94	94	99	583-22x	
4		Wales	WAL	193	194	195	195	195	194	1166-56x	
	311	BREKKE Johanne		98	98	98	99	98	98	589-30x	
	326	WARNES Helen		95	96	97	96	97	96	577-26x	
5		Malaysia	MAS	195	196	191	194	195	194	1165-41x	
	186	HAMED Haslisa		98	98	93	97	98	99	583-22x	
	200	ZULKIFLI Muslifah		97	98	98	97	97	95	582-19x	
6		Australia	AUS	191	196	198	190	192	191	1158-42x	
	29	SMITH Susannah		96	100	99	95	98	98	586-26x	
	17	LOWE Deborah		95	96	99	95	94	93	572-16x	
7		New Zealand	NZL	190	187	192	194	195	197	1155-43x	
	243	JOHNSTON Sally		96	93	97	97	99	99	581-21x	
	242	ETHERINGTON Juliet		94	94	95	97	96	98	574-22x	
8		Singapore	SIN	195	188	188	192	196	196	1155-40x	
	296	SUDHIR Aqilah		99	94	97	97	99	98	584-23x	
	286	HAW Siew Peng		96	94	91	95	97	98	571-17x	
9		Bangladesh	BAN	189	191	188	192	192	191	1143-38x	
	45	SULTANA Sabrina		95	98	97	96	95	99	580-24x	
	38	DATTA Tripti		94	93	91	96	97	92	563-14x	
10		Isle of Man	IOM	189	187	187	193	189	187	1132-34x	
	163	WARD Lara Anne		95	94	95	96	97	96	573-18x	
	156	KERMODE Gemma Michelle		94	93	92	97	92	91	559-16x	

LEGEND

GR Games Record



RESULTS

GR	1143 Canada (BOWES Sharon, ASHCROFT Christina)	CAN	21 Aug 1994	Victoria (CAN)
EGR	1143 England (MINETT Louise, SPICER Becky)	ENG	19 Mar 2006	Melbourne (AUS)

Rank	Bib	Name	CGA Code	Stage	Series		Sub Total	Total	Remarks
					1	2			
1	Singapore	SIN	Prone		196	197	393	1149-44x	GR
				Standing	185	192	377		
					Kneeling	192	187		
	296 SUDHIR Aqilah		Prone		100	99	199	581-28x	
				Standing	94	96	190		
					Kneeling	95	97		
	295 SER Xiang Wei Jasmine		Prone		96	98	194	568-16x	
				Standing	91	96	187		
					Kneeling	97	90		
2	India	IND	Prone		193	194	387	1143-38x	
				Standing	193	185	378		
					Kneeling	189	189		
	139 SAWANT Tejaswini		Prone		97	97	194	575-18x	
				Standing	95	95	190		
					Kneeling	94	97		
	127 GAUSWAMI Lajjakumari		Prone		96	97	193	568-20x	
				Standing	98	90	188		
					Kneeling	95	92		
3	Scotland	SCO	Prone		194	197	391	1142-41x	
				Standing	187	182	369		
					Kneeling	192	190		
	263 COPLAND Kay		Prone		97	98	195	574-19x	
				Standing	93	93	186		
					Kneeling	96	97		
	268 McINTOSH Jen		Prone		97	99	196	568-22x	
				Standing	94	89	183		
					Kneeling	96	93		
4	Australia	AUS	Prone		192	194	386	1127-31x	
				Standing	180	189	369		
					Kneeling	181	191		
	28 SEDGMAN Alethea		Prone		98	99	197	569-22x	
				Standing	89	96	185		
					Kneeling	91	96		
	31 van NUS Robyn		Prone		94	95	189	558- 9x	
				Standing	91	93	184		
					Kneeling	90	95		
5	Malaysia	MAS	Prone		194	191	385	1124-24x	
				Standing	185	184	369		
					Kneeling	185	185		



RESULTS

Rank	Bib	Name	CGA Code	Stage	Series		Sub Total	Total	Remarks
					1	2			
192		MOHAMED TAIBI Nur Suryani		Prone	98	97	195	572-15x	
				Standing	93	95	188		
				Kneeling	95	94	189		
196		RAHIM RAJA Shahera		Prone	96	94	190	552- 9x	
				Standing	92	89	181		
				Kneeling	90	91	181		
6	Wales		WAL	Prone	198	195	393	1122-41x	
				Standing	179	182	361		
				Kneeling	186	182	368		
313		CORISH Sian		Prone	98	97	195	563-20x	
				Standing	90	94	184		
				Kneeling	93	91	184		
326		WARNES Helen		Prone	100	98	198	559-21x	
				Standing	89	88	177		
				Kneeling	93	91	184		
7	England		ENG	Prone	195	196	391	1118-37x	
				Standing	176	171	347		
				Kneeling	193	187	380		
102		SMITH Michelle		Prone	97	98	195	565-19x	
				Standing	90	88	178		
				Kneeling	97	95	192		
96		LEE Sharon		Prone	98	98	196	553-18x	
				Standing	86	83	169		
				Kneeling	96	92	188		
8	Bangladesh		BAN	Prone	194	195	389	1114-32x	
				Standing	176	180	356		
				Kneeling	183	186	369		
45		SULTANA Sabrina		Prone	99	97	196	561-18x	
				Standing	92	90	182		
				Kneeling	90	93	183		
44		SHILPA Sarmin		Prone	95	98	193	553-14x	
				Standing	84	90	174		
				Kneeling	93	93	186		

LEGEND

EGR Equaled Games Record

GR Games Record

Timing & Data-Handling by Tissot



FINAL RESULTS

(Qualification)				(Finals)					
GR	386 ASPANDIYAROVA Dina	AUS	23 Mar 2006	Melbourne (AUS)	FGR	484.8 YAUHLEUSKAYA Lalita	AUS	23 Mar 2006	Melbourne (AUS)

Rank	Bib	Name	CGA Code	Series				Total	Remarks						
				1	2	3	4								
1	195	NG Pei Chin Bibiana	MAS	93	98	96	96	383-10x							
		Final shots:		9.4	9.4	9.9	9.5	10.3	10.7	10.2	10.5	9.9	9.1	98.9	
														481.9	
2	143	SIDHU Heena	IND	96	95	97	95	383-17x							
		Final shots:		9.3	10.1	10.6	9.3	10.6	10.1	9.7	10.1	9.4	9.4	98.6	
														481.6	
3	5	ASPANDIYAROVA Dina	AUS	96	92	97	95	380- 9x							
		Final shots:		9.8	8.7	10.3	10.2	9.6	9.8	10.4	9.4	10.5	10.1	98.8	
														478.8	
4	144	SINGH Annu Raj	IND	96	93	94	94	377- 8x							
		Final shots:		10.1	9.9	9.6	10.7	10.2	8.2	10.2	9.8	10.5	9.5	98.7	
														475.7	
5	183	CHEAH Lee Yean Joseline	MAS	94	95	95	94	378-14x							
		Final shots:		9.7	9.4	10.4	9.1	9.9	10.2	9.0	10.0	9.7	10.1	97.5	
														475.5	
6	59	HARE Lynda	CAN	94	91	95	95	375-12x							
		Final shots:		9.0	10.6	10.1	10.6	10.0	8.8	10.0	10.5	8.5	8.8	96.9	
														471.9	
7	97	LYDALL Julia	ENG	93	92	92	97	374- 6x							
		Final shots:		9.8	9.5	9.3	10.2	9.5	9.9	10.0	9.5	9.5	10.4	97.6	
														471.6	
8	61	LUDWIG Dorothy	CAN	90	94	95	97	376-11x							
		Final shots:		9.8	8.3	9.9	9.5	9.9	10.3	10.5	9.5	7.0	10.1	94.8	
														470.8	
9	36	ASHA Armin	BAN	94	93	95	89	371- 5x							
10	327	WILSON Nicola	WAL	90	92	97	91	370- 9x							
11	19	McKENZIE Pamela	AUS	92	90	94	94	370- 5x							
12	92	GEIKIE Gorgs	ENG	95	92	92	91	370- 5x							
13	250	ABBASI Tazeem Akhtar	PAK	90	89	95	95	369- 8x							
14	297	TEO Shun Xie	SIN	94	88	92	93	367- 7x							
15	261	BROWNLIE Caroline	SCO	91	91	95	90	367- 5x							
16	170	NORMAN Mary Marguerite	JEY	89	90	94	92	365- 4x							
17	317	GRAVELL Rachel	WAL	89	89	92	94	364- 3x							
18	81	PANTELI Erini	CYP	93	94	87	87	361- 5x							
19	82	PRATSI Constantina	CYP	89	89	91	91	360- 4x							
20	207	BEZZINA Eleanor	MLT	89	92	88	91	360- 3x							
21	284	FAN Xiao Ping	SIN	88	88	90	87	353- 2x							
22	176	OWITI Linet Awuor	KEN	89	88	88	84	349- 6x							
23	219	REEVES Denise	NFK	84	85	89	87	345- 0x							
24	111	MIDDLETON Caren	FLK	60	59	61	53	233- 0x							

LEGEND	
FGR	Final Games Record
GR	Games Record



FINAL RESULTS

(Qualification)				(Finals)					
GR	587 YAUHLEUSKAYA Lalita	AUS	03 Aug 2002	Manchester (ENG)	FGR	781.5 YAUHLEUSKAYA Lalita	AUS	21 Mar 2006	Melbourne (AUS)

Rank	Bib	Name	CGA Code	Stage	Series			Sub Total	Total	Remarks						
					1	2	3									
1	140	SAYYED Anisa	IND	Precision	97	96	98	291								
				Rapid	97	97	98		583-21x							
		Final shots:			10.4	9.4	10.3	10.5	10.9	10.2	9.9	10.2	10.2	9.7	203.8	
					10.6	10.3	10.1	10.7	10.6	9.7	9.3	10.2	10.5	10.1	786.8	FGR
2	138	SARNOBAT Rahi	IND	Precision	95	97	93	285								
				Rapid	95	97	99		576-16x							
		Final shots:			9.8	10.0	9.9	10.3	10.2	10.0	10.1	10.4	10.7	10.4	205.0	
					10.3	10.2	10.3	10.7	9.8	10.4	9.7	10.8	10.6	10.4	781.0	
3	195	NG Pei Chin Bibiana	MAS	Precision	97	97	96	290								
				Rapid	95	96	99		580-18x							
		Final shots:			9.6	10.1	9.7	10.3	10.4	6.3	9.4	10.1	10.4	10.7	198.2	
					9.6	9.3	10.6	9.4	10.2	10.5	10.8	10.2	10.8	9.8	778.2	
4	34	YAUHLEUSKAYA Lalita	AUS	Precision	93	94	96	283								
				Rapid	96	97	95		571-15x							
		Final shots:			10.2	10.2	7.4	9.4	10.1	10.9	9.9	9.9	10.2	9.9	201.0	
					10.3	10.0	10.2	10.0	10.4	10.2	10.9	10.8	10.4	9.7	772.0	
5	26	RYAN Linda	AUS	Precision	91	94	93	278								
				Rapid	98	98	97		571-15x							
		Final shots:			10.0	10.2	10.2	10.2	9.8	7.4	10.9	10.7	10.7	9.4	198.4	
					8.8	10.0	10.7	9.0	10.3	10.3	10.3	10.7	10.0	8.8	769.4	
6	194	MOHD BADRIN Siti Nur Masitah	MAS	Precision	91	97	95	283								
				Rapid	93	95	98		569- 9x							
		Final shots:			10.3	9.1	10.9	10.3	9.6	10.7	10.4	10.8	10.4	9.5	200.2	
					10.5	7.7	10.1	10.2	10.5	10.0	8.0	10.4	9.9	10.9	769.2	
7	97	LYDALL Julia	ENG	Precision	98	93	96	287								
				Rapid	94	95	92		568-16x							
		Final shots:			10.0	9.8	10.5	8.3	10.1	10.6	10.4	9.7	10.2	9.8	197.5	
					9.3	9.0	9.9	10.8	10.0	10.4	9.1	10.2	9.5	9.9	765.5	
8	72	WACHOWICH Lea Anne	CAN	Precision	93	93	96	282								
				Rapid	93	96	94		565-14x							
		Final shots:			10.8	9.7	8.1	8.9	10.6	9.6	9.5	10.5	7.8	10.6	192.2	
					10.4	10.4	10.4	10.3	9.2	10.0	8.2	10.3	8.3	8.6	757.2	
9	92	GEIKIE Gorgs	ENG	Precision	93	92	92	277								
				Rapid	97	94	94	285	562- 7x							
10	293	PHEONG Siew Shya	SIN	Precision	95	95	91	281								
				Rapid	92	90	95	277	558-10x							
11	250	ABBASI Tazeem Akhtar	PAK	Precision	90	91	90	271								
				Rapid	95	92	97	284	555- 6x							
12	57	BOULAY Pat	CAN	Precision	92	94	92	278								
				Rapid	85	87	92	264	542- 6x							
13	299	ZHANG Shao Ying	SIN	Precision	90	91	93	274								
				Rapid	92	91	54	237	511-10x							
14	261	BROWNLIE Caroline	SCO	Precision	92	94	90	276								
				Rapid	76	88	69	233	509- 8x							
15	219	REEVES Denise	NFK	Precision	85	84	91	260								
				Rapid	61	76	83	220	480- 1x							
	202	AHMED Shehenaz	MDV	Precision											DNS	
				Rapid											DNS	
	203	HAWWA Asma	MDV	Precision											DNS	
				Rapid											DNS	



DR. K. SINGH SHOOTING RANGE

SHOOTING

SINGLES 25 M PISTOL WOMEN



WED 06 OCT 2010
Start Time: 09:00

FINAL RESULTS

LEGEND
DNS Did not Start
FGR Final Games Record
GR Games Record

Timing & Data-Handling by Tissot





RESULTS

GR 770 Australia (ASPANDIYAROVA Dina, YAUHLEUSKAYA Laila) AUS 19 Mar 2006 Melbourne (AUS)

Rank	Bib	Name	CGA Code	Series				Total	Remarks
				1	2	3	4		
1		India	IND	188	189	192	190	759-21x	
	143	SIDHU Heena		96	94	97	97	384-12x	
	144	SINGH Annu Raj		92	95	95	93	375- 9x	
2		Australia	AUS	189	189	191	190	759-21x	
	5	ASPANDIYAROVA Dina		97	96	96	95	384-12x	
	19	McKENZIE Pamela		92	93	95	95	375- 9x	
3		Canada	CAN	190	189	190	190	759-14x	
	61	LUDWIG Dorothy		96	94	95	95	380-10x	
	59	HARE Lynda		94	95	95	95	379- 4x	
4		Malaysia	MAS	191	187	192	183	753-17x	
	183	CHEAH Lee Yean Joseline		95	96	94	93	378-11x	
	195	NG Pei Chin Bibiana		96	91	98	90	375- 6x	
5		England	ENG	183	187	186	189	745-12x	
	92	GEIKIE Gorgs		92	94	93	94	373- 6x	
	97	LYDALL Julia		91	93	93	95	372- 6x	
6		Cyprus	CYP	184	187	177	191	739-16x	
	81	PANTELI Erini		95	94	92	97	378-14x	
	82	PRATSI Constantina		89	93	85	94	361- 2x	
7		Singapore	SIN	190	182	184	182	738-14x	
	297	TEO Shun Xie		95	96	94	94	379- 7x	
	284	FAN Xiao Ping		95	86	90	88	359- 7x	
8		Wales	WAL	174	181	176	187	718- 8x	
	317	GRAVELL Rachel		85	92	89	94	360- 4x	
	327	WILSON Nicola		89	89	87	93	358- 4x	

LEGEND

GR Games Record



RESULTS

GR 1150 Australia (YAUHLEUSKAYA Lalita, RYAN Linda) AUS 30 Jul 2002 Manchester (ENG)

Rank	Bib	Name	CGA Code	Stage	Series			Sub Total	Total	Remarks	
					1	2	3				
1		India	IND	Precision	191	189	192	572	1156-40x	GR	
				Rapid	194	194	196	584			
	138	SARNOBAT Rahi			Precision	96	94	98	288	584-23x	
					Rapid	99	99	98	296		
	140	SAYYED Anisa			Precision	95	95	94	284	572-17x	
					Rapid	95	95	98	288		
2		Australia	AUS	Precision	194	187	196	577	1146-23x		
				Rapid	192	192	185	569			
	34	YAUHLEUSKAYA Lalita			Precision	99	96	98	293	581-15x	
					Rapid	97	97	94	288		
	26	RYAN Linda			Precision	95	91	98	284	565- 8x	
					Rapid	95	95	91	281		
3		England	ENG	Precision	188	192	190	570	1122-18x		
				Rapid	182	186	184	552			
	97	LYDALL Julia			Precision	94	96	98	288	566-11x	
					Rapid	94	92	92	278		
	92	GEIKIE Gorgs			Precision	94	96	92	282	556- 7x	
					Rapid	88	94	92	274		
4		Malaysia	MAS	Precision	187	187	191	565	1120-16x		
				Rapid	187	182	186	555			
	194	MOHD BADRIN Siti Nur Masitah			Precision	93	92	95	280	562- 7x	
					Rapid	94	95	93	282		
	195	NG Pei Chin Bibiana			Precision	94	95	96	285	558- 9x	
					Rapid	93	87	93	273		
5		Canada	CAN	Precision	190	188	185	563	1111-20x		
				Rapid	182	184	182	548			
	72	WACHOWICH Lea Anne			Precision	96	96	93	285	561-12x	
					Rapid	92	92	92	276		
	57	BOULAY Pat			Precision	94	92	92	278	550- 8x	
					Rapid	90	92	90	272		
6		Singapore	SIN	Precision	185	184	185	554	1095-21x		
				Rapid	190	172	179	541			
	293	PHEONG Siew Shya			Precision	94	93	95	282	558-11x	
					Rapid	95	89	92	276		
	299	ZHANG Shao Ying			Precision	91	91	90	272	537-10x	
					Rapid	95	83	87	265		



RESULTS

Rank	Bib	Name	CGA Code	Stage	Series			Sub Total	Total	Remarks
					1	2	3			
		Maldives	MDV	Precision						
				Rapid						DSQ
	203	HAWWA Asma		Precision	68	84	88	240		
				Rapid	90	87	95	272	512- 9x	A 4.0
	202	AHMED Shehenaz		Precision						
				Rapid						DSQ

Notes

A 4.0 ISSF Rule 8.6.6.1.1.3 Too many sighting shots fired / ISSF Rule 8.4.1.6.4 Trigger weight

LEGEND

DSQ Disqualified

GR Games Record

Timing & Data-Handling by Tissot



FINAL RESULTS

(Qualification)				(Finals)					
GR	72 NORTH Anita	ENG	30 Jul 2002	Manchester (ENG)	FGR	92 SWANTON Diane	RSA	21 Mar 2006	Melbourne (AUS)
EGR	72 SWANTON Diane	RSA	21 Mar 2006	Melbourne (AUS)					

Rank	Bib	Name	CGA Code	Rounds			Qualification		Finals	Total	Final S-Off	Remarks
				1	2	3	Score	S-Off				
1	98	NORTH Anita	ENG	24	22	25	71		22	93		FGR
Final shots:												
2	267	MARSHALL Shona	SCO	23	21	24	68	+2	23	91		
Final shots:												
3	215	AHRENS Gaby	NAM	24	23	21	68	+2	20	88		
Final shots:												
4	247	STANTON Nadine	NZL	21	24	23	68	+2	19	87		
Final shots:												
5	244	ROONEY Natalie	NZL	21	25	24	70		15	85	+2	
Final shots:												
6	150	SINGH Shreyasi	IND	24	22	24	70		15	85	+1	
Final shots:												
7	208	CASSAR Kathryn	MLT	24	21	23	68	+1		68		
8	89	BURTON Abbey	ENG	22	24	22	68	+1		68		
9	152	TOMAR Seema	IND	21	23	22	66			66		
10	271	PEARSON Linda	SCO	22	23	21	66			66		
11	27	SCANLAN Laetisha	AUS	23	22	21	66			66		
12	211	MADYSON Rebecca	MLT	20	23	22	65			65		
13	65	NATTRASS Sue	CAN	22	21	22	65			65		
14	79	KONSTANTINIDOU Georgia	CYP	20	22	22	64			64		
15	64	MEYER Cynthia	CAN	21	20	22	63			63		
16	25	ROIALL Stacy	AUS	20	22	20	62			62		
17	223	BARR Kirsty	NIR	20	17	24	61			61		
18	319	LEWIS Jackie	WAL	22	20	19	61			61		
19	222	BADER Debbie	NIR	21	19	20	60			60		
20	157	KERMODE-CLAGUE CEM	IOM	20	16	21	57			57		
21	316	GIZZI Cheryl	WAL	21	18	18	57			57		

LEGEND	EGR Equaled Games Record	FGR Final Games Record	GR Games Record
	QS-off Qualification Shoot-Off	S-off Shoot-off	





RESULTS

GR 90 Australia (JENKINS Nessa, REEVES Diane) AUS 27 Jul 2002 Manchester (ENG)

Rank	Bib	Name	CGA Code	Series		Total	Remarks
				1	2		
1		Australia	AUS	47	46	93	GR
	27	SCANLAN Laetisha		24	24	48	
	25	ROIALL Stacy		23	22	45	
2		England	ENG	48	43	91	
	89	BURTON Abbey		24	22	46	
	98	NORTH Anita		24	21	45	
3		Canada	CAN	44	46	90	
	65	NATTRASS Sue		22	24	46	
	64	MEYER Cynthia		22	22	44	
4		Northern Ireland	NIR	47	43	90	
	222	BADER Debbie		24	22	46	
	223	BARR Kirsty		23	21	44	
5		India	IND	47	42	89	
	150	SLINGH Shreyasi		23	22	45	
	152	TOMAR Seema		24	20	44	
6		Scotland	SCO	39	49	88	
	267	MARSHALL Shona		21	25	46	
	271	PEARSON Linda		18	24	42	
7		New Zealand	NZL	44	43	87	
	247	STANTON Nadine		23	22	45	
	244	ROONEY Natalie		21	21	42	
8		Malta	MLT	38	41	79	
	211	MADYSON Rebecca		22	22	44	
	208	CASSAR Kathryn		16	19	35	
9		Wales	WAL	40	38	78	
	319	LEWIS Jackie		21	20	41	
	316	GIZZI Cheryl		19	18	37	

LEGEND

GR Games Record

S-off Shoot-off

SHOOTING
SINGLES FULL BORE OPEN

FINALS



RESULTS

GR

405-62v CALVERT David Peter

NIR

30 Jul 2002

Manchester (ENG)

Rank	Bib	Name	CGA Code	Stage 1			Stage 2			Stage 3		Sub Total Stage 1	Sub Total Stage 2	Sub Total Stage 3	Total	Remarks
				300	500	600	300	500	600	900	1000					
1	430	PATEL Parag	ENG	34- 3v	35- 6v	35- 3v	49- 6v	50- 7v	47- 6v	73- 5v	73- 6v	104-12v	146-19v	146- 11v	396-42v	GR
2	404	CORBETT James	AUS	35- 5v	35- 4v	35- 4v	50- 6v	49- 5v	50- 6v	72- 7v	69- 3v	105-13v	149-17v	141-10v	395-40v	
3	402	CALVERT David	NIR	35- 2v	35- 2v	35- 4v	50- 8v	50- 7v	48- 6v	72- 5v	68- 1v	105- 8v	148-21v	140- 6v	393-35v	
4	403	COLLINGS Mike	NZL	35- 5v	35- 4v	35- 3v	49- 5v	50- 5v	49- 2v	72- 3v	67- 3v	105-12v	148-12v	139- 6v	392-30v	
5	415	HORWOOD Bruce Anthony	JEY	35- 4v	35- 3v	35- 3v	47- 5v	50- 6v	49- 3v	72- 5v	68- 3v	105-10v	146-14v	140- 8v	391-32v	
6	412	GRENFELL Geoffrey	AUS	35- 4v	35- 2v	35- 5v	48- 2v	50- 3v	49- 4v	74- 8v	65- 4v	105-11v	147- 9v	139-12v	391-32v	
7	423	McLEOD Angus	SCO	33- 3v	35- 4v	35- 4v	50- 6v	50- 4v	50- 4v	69- 7v	69- 0v	103-11v	150-14v	138- 7v	391-32v	
8	426	MORRIS Gareth	WAL	35- 6v	35- 2v	35- 4v	50- 8v	50- 3v	50- 7v	66- 2v	69- 2v	105-12v	150-18v	135- 4v	390-34v	
9	424	McQUILLAN Ross	NIR	35- 2v	35- 6v	35- 3v	50- 5v	49- 5v	48- 3v	72- 7v	66- 2v	105-11v	147-13v	138- 9v	390-33v	
10	429	OXFORD Robert	WAL	35- 4v	34- 3v	35- 4v	50- 6v	50- 6v	50- 5v	67- 2v	69- 2v	104-11v	150-17v	136- 4v	390-32v	
11	413	HAASBROEK Petrus Arnoldus	RSA	35- 2v	35- 2v	35- 4v	49- 5v	50- 6v	50- 6v	71- 4v	64- 3v	105- 8v	149-17v	135- 7v	389-32v	
12	425	MD ZAIN Zainal Abidin	MAS	34- 4v	34- 2v	35- 5v	49- 5v	49- 5v	47- 4v	71- 8v	69- 1v	103-11v	145-14v	140- 9v	388-34v	
13	439	SNOWDEN John	NZL	35- 4v	35- 1v	34- 3v	50- 6v	49- 3v	49- 6v	68- 3v	68- 5v	104- 8v	148-15v	136- 8v	388-31v	
14	401	BREEDT Tielman Francios	RSA	34- 3v	35- 2v	35- 2v	47- 1v	49- 7v	50- 3v	71- 5v	65- 2v	104- 7v	146-11v	136- 7v	386-25v	
15	437	SHAW Ian	SCO	30- 2v	35- 4v	35- 4v	50- 5v	49- 5v	48- 4v	71- 4v	67- 3v	100-10v	147-14v	138- 7v	385-31v	
16	414	HAMSAN Zulkeflee	MAS	34- 2v	35- 2v	34- 3v	49- 5v	49- 6v	48- 2v	66- 1v	70- 3v	103- 7v	146-13v	136- 4v	385-24v	
17	434	RICHARDSON Daniel Alexander	JEY	34- 4v	35- 1v	35- 5v	50- 8v	50- 6v	48- 3v	70- 7v	61- 3v	104-10v	148-17v	131-10v	383-37v	
18	408	GOODLUCK Ransford Roxroy	GUY	34- 3v	35- 4v	34- 3v	49- 4v	49- 5v	49- 2v	69- 3v	64- 1v	103-10v	147-11v	133- 4v	383-25v	
19	417	JORY Adam	GGY	33- 1v	35- 3v	34- 0v	50- 4v	49- 5v	48- 3v	70- 4v	64- 2v	102- 4v	147-12v	134- 6v	383-22v	
20	416	IRIGA Peter Mathenge	KEN	35- 3v	35- 3v	34- 4v	49- 5v	49- 5v	48- 4v	72- 4v	60- 2v	104-10v	146-14v	132- 6v	382-30v	
21	431	PATON Jim	CAN	35- 4v	35- 1v	34- 2v	50- 6v	50- 7v	48- 6v	69- 4v	60- 0v	104- 7v	148-19v	129- 4v	381-30v	
22	418	JORY Peter	GGY	34- 2v	34- 1v	35- 3v	48- 3v	48- 3v	50- 2v	62- 1v	67- 4v	103- 6v	146- 8v	129- 5v	378-19v	
23	432	PERSAUD Mahendra	GUY	34- 3v	34- 2v	34- 3v	49- 4v	48- 3v	47- 3v	68- 2v	63- 1v	102- 8v	144-10v	131- 3v	377-21v	
24	407	GOMEZ Norris Darrell	TRI	34- 1v	32- 3v	34- 3v	47- 3v	46- 3v	50- 5v	71- 6v	62- 3v	100- 7v	143-11v	133- 9v	376-27v	
25	441	VAMPLEW Des	CAN	34- 3v	30- 3v	34- 3v	49- 9v	50- 5v	48- 3v	63- 1v	67- 3v	98- 9v	147-17v	130- 4v	375-30v	
26	440	UNDERWOOD Jon	ENG	35- 5v	32- 2v	35- 7v	48- 4v	50- 7v	48- 7v	69- 6v	57- 1v	102-14v	146-18v	126- 7v	374-39v	
27	428	NUNEZ Jose	JAM	35- 3v	35- 4v	35- 5v	47- 3v	47- 4v	49- 4v	64- 2v	62- 2v	105-12v	143-11v	126- 4v	374-27v	
28	436	SEHMI Satiender Singh	KEN	32- 3v	34- 1v	32- 2v	48- 1v	49- 6v	45- 3v	71- 5v	63- 3v	98- 6v	142-10v	134- 8v	374-24v	
29	406	GHALEY Sushil	IND	35- 2v	34- 2v	34- 3v	49- 5v	49- 6v	47- 3v	59- 1v	60- 1v	103- 7v	145-14v	119- 2v	367-23v	

SHOOTING
SINGLES FULL BORE OPEN

FINALS



RESULTS

Rank	Bib	Name	CGA Code	Stage 1			Stage 2			Stage 3		Sub Total Stage 1	Sub Total Stage 2	Sub Total Stage 3	Total	Remarks
				300	500	600	300	500	600	900	1000					
30	420	LALL Justin	TRI	33- 3v	33- 3v	35- 4v	49- 4v	50- 5v	48- 2v	71- 2v	46- 0v	101-10v	147- 11v	117- 2v	365-23v	
31	442	JORDAN-COUSINS Jennifer P.	BAR	33- 3v	34- 6v	35- 3v	48- 5v	50- 6v	46- 1v	62- 6v	52- 1v	102-12v	144-12v	114- 7v	360-31v	
32	405	DAHIYA Praveen	IND	31- 0v	35- 2v	33- 4v	46- 3v	47- 3v	48- 5v	63- 4v	57- 1v	99- 6v	141-11v	120- 5v	360-22v	
33	435	RICKMAN David Charles	JAM	33- 3v	34- 2v	31- 3v	48- 3v	46- 0v	47- 5v	60- 2v	59- 4v	98- 8v	141- 8v	119- 6v	358-22v	
34	411	GREENAWAY TWC	ANT	32- 2v	31- 3v	29- 1v	47- 3v	45- 2v	45- 2v	62- 3v	60- 4v	92- 6v	137- 7v	122- 7v	351-20v	
35	410	GOODWIN Gareth	FLK	32- 1v	32- 0v	30- 0v	46- 2v	43- 2v	44- 1v	65- 3v	58- 1v	94- 1v	133- 5v	123- 4v	350-10v	
36	409	GOODWIN Derek	FLK	30- 0v	33- 1v	33- 2v	44- 0v	46- 1v	41- 1v	61- 1v	55- 3v	96- 3v	131- 2v	116- 4v	343- 9v	
37	433	RAYNER Sinclair	BER	32- 1v	32- 4v	30- 2v	43- 1v	46- 2v	43- 0v	59- 1v	55- 0v	94- 7v	132- 3v	114- 1v	340- 11v	
38	422	MAILE Desroy Noel	ANT	28- 1v	34- 0v	33- 2v	44- 1v	46- 2v	43- 0v	54- 0v	58- 0v	95- 3v	133- 3v	112- 0v	340- 6v	
39	427	MURRELL William Tyrone	BAR	32- 2v	32- 0v	31- 1v	43- 2v	43- 0v	48- 1v	53- 1v	50- 1v	95- 3v	134- 3v	103- 2v	332- 8v	
40	438	SIMONS Nelson	BER	29- 1v	31- 1v	34- 1v	44- 0v	37- 0v	45- 3v	56- 1v	54- 1v	94- 3v	126- 3v	110- 2v	330- 8v	
41	419	KNIFE Colin	SHN	24- 1v	26- 0v	28- 1v	41- 1v	40- 1v	42- 1v	50- 2v	52- 0v	78- 2v	123- 3v	102- 2v	303- 7v	
42	421	LEO Cyril	SHN	21- 0v	32- 0v	30- 0v	31- 1v	39- 0v	38- 0v	53- 1v	39- 0v	83- 0v	108- 1v	92- 1v	283- 2v	

LEGEND

GR Games Record

New Games Record because of use of new targets.

SHOOTING
PAIRS FULL BORE OPEN
FINALS



RESULTS

GR 596-75v Northern Ireland (MILLAR Martin, CALVERT David) NIR 14 Sep 1998 Kuala Lumpur (MAS)

Rank	Bib	Name	CGA Code	Stage 2			Stage 3			Sub Total Stage 2	Sub Total Stage 3	Total	Remarks
				300	500	600	900	1000					
1		New Zealand	NZL	99- 9v	99- 9v	99- 13v	148- 14v	143- 8v	297-31v	291-22v	588-53v	GR	
	403	COLLINGS Mike		50- 5v	50- 6v	50- 5v	74- 8v	71- 5v	150-16v	145-13v	295-29v		
	439	SNOWDEN John		49- 4v	49- 3v	49- 8v	74- 6v	72- 3v	147-15v	146- 9v	293-24v		
2		Scotland	SCO	100- 7v	99- 9v	100- 11v	144- 13v	144- 6v	299-27v	288-19v	587-46v		
	423	McLEOD Angus		50- 3v	50- 6v	50- 5v	73- 6v	71- 2v	150-14v	144- 8v	294-22v		
	437	SHAW Ian		50- 4v	49- 3v	50- 6v	71- 7v	73- 4v	149-13v	144- 11v	293-24v		
3		England	ENG	98- 7v	99- 10v	99- 10v	146- 13v	142- 8v	296-27v	288-21v	584-48v		
	440	UNDERWOOD Jon		49- 4v	49- 4v	50- 6v	74- 7v	70- 4v	148-14v	144- 11v	292-25v		
	430	PATEL Parag		49- 3v	50- 6v	49- 4v	72- 6v	72- 4v	148-13v	144-10v	292-23v		
4		Guernsey	GGY	99- 11v	97- 12v	96- 5v	149- 12v	139- 11v	292-28v	288-23v	580-51v		
	417	JORY Adam		50- 6v	49- 7v	50- 4v	74- 6v	71- 5v	149-17v	145- 11v	294-28v		
	418	JORY Peter		49- 5v	48- 5v	46- 1v	75- 6v	68- 6v	143-11v	143-12v	286-23v		
5		Guyana	GUY	96- 8v	99- 7v	97- 10v	144- 11v	143- 6v	292-25v	287-17v	579-42v		
	432	PERSAUD Mahendra		48- 5v	50- 3v	48- 6v	72- 4v	73- 6v	146-14v	145-10v	291-24v		
	408	GOODLUCK Ransford Roxroy		48- 3v	49- 4v	49- 4v	72- 7v	70- 0v	146-11v	142- 7v	288-18v		
6		Canada	CAN	99- 9v	100- 12v	100- 10v	138- 5v	137- 8v	299-31v	275-13v	574-44v		
	441	VAMPLEW Des		49- 4v	50- 3v	50- 5v	70- 4v	72- 4v	149-12v	142- 8v	291-20v		
	431	PATON Jim		50- 5v	50- 9v	50- 5v	68- 1v	65- 4v	150-19v	133- 5v	283-24v		
7		South Africa	RSA	100- 15v	98- 5v	99- 10v	139- 4v	135- 4v	297-30v	274- 8v	571-38v		
	401	BREEDT Tielman Francios		50- 6v	48- 0v	49- 5v	73- 3v	66- 2v	147- 11v	139- 5v	286-16v		
	413	HAASBROEK Petrus Arnoldus		50- 9v	50- 5v	50- 5v	66- 1v	69- 2v	150-19v	135- 3v	285-22v		
8		Northern Ireland	NIR	99- 8v	98- 8v	98- 9v	137- 7v	138- 12v	295-25v	275-19v	570-44v		
	402	CALVERT David		50- 6v	49- 5v	50- 6v	67- 5v	69- 5v	149-17v	136-10v	285-27v		
	424	McQUILLAN Ross		49- 2v	49- 3v	48- 3v	70- 2v	69- 7v	146- 8v	139- 9v	285-17v		
9		Jersey	JEY	98- 9v	99- 14v	98- 10v	141- 9v	133- 5v	295-33v	274-14v	569-47v		
	434	RICHARDSON Daniel Alexander		49- 5v	50- 8v	49- 7v	71- 5v	68- 3v	148-20v	139- 8v	287-28v		
	415	HORWOOD Bruce Anthony		49- 4v	49- 6v	49- 3v	70- 4v	65- 2v	147-13v	135- 6v	282-19v		

SHOOTING
PAIRS FULL BORE OPEN
FINALS



RESULTS

Rank	Bib	Name	CGA Code	Stage 2			Stage 3			Sub Total Stage 2	Sub Total Stage 3	Total	Remarks
				300	500	600	900	1000					
10		Malaysia	MAS	97- 12v	100- 12v	99- 11v	145- 12v	127- 3v	296-35v	272-15v	568-50v		
	414	HAMSAN Zulkeflee		50- 8v	50- 4v	50- 5v	74- 7v	64- 3v	150-17v	138-10v	288-27v		
	425	MD ZAIN Zainal Abidin		47- 4v	50- 8v	49- 6v	71- 5v	63- 0v	146-18v	134- 5v	280-23v		
11		India	IND	92- 8v	93- 9v	96- 6v	143- 10v	141- 8v	281-23v	284-18v	565-41v		
	406	GHALEY Sushil		44- 5v	50- 6v	47- 1v	71- 7v	73- 3v	141-12v	144-10v	285-22v		
	405	DAHIYA Praveen		48- 3v	43- 3v	49- 5v	72- 3v	68- 5v	140-11v	140- 8v	280-19v		
12		Kenya	KEN	96- 8v	97- 9v	92- 6v	142- 12v	137- 5v	285-23v	279-17v	564-40v		
	416	IRIGA Peter Mathenge		49- 5v	50- 6v	48- 3v	72- 7v	65- 3v	147-14v	137-10v	284-24v		
	436	SEHMI Satiender Singh		47- 3v	47- 3v	44- 3v	70- 5v	72- 2v	138- 9v	142- 7v	280-16v		
13		Wales	WAL	98- 11v	99- 13v	100- 10v	129- 3v	133- 2v	297-34v	262- 5v	559-39v		
	426	MORRIS Gareth		50- 7v	50- 8v	50- 7v	67- 2v	66- 1v	150-22v	133- 3v	283-25v		
	429	OXFORD Robert		48- 4v	49- 5v	50- 3v	62- 1v	67- 1v	147-12v	129- 2v	276-14v		
14		Australia	AUS	98- 13v	99- 13v	99- 11v	150- 11v	110- 2v	296-37v	260-13v	556-50v		
	404	CORBETT James		50- 9v	50- 7v	50- 6v	75- 3v	57- 1v	150-22v	132- 4v	282-26v		
	412	GRENFELL Geoffrey		48- 4v	49- 6v	49- 5v	75- 8v	53- 1v	146-15v	128- 9v	274-24v		
15		Trinidad & Tobago	TRI	98- 9v	94- 6v	93- 5v	133- 7v	130- 7v	285-20v	263-14v	548-34v		
	420	LALL Justin		50- 6v	49- 4v	48- 3v	68- 4v	69- 4v	147-13v	137- 8v	284-21v		
	407	GOMEZ Norris Darrell		48- 3v	45- 2v	45- 2v	65- 3v	61- 3v	138- 7v	126- 6v	264-13v		
16		Jamaica	JAM	90- 3v	95- 5v	95- 7v	136- 7v	131- 4v	280-15v	267-11v	547-26v		
	428	NUNEZ Jose		44- 1v	46- 2v	48- 5v	70- 2v	69- 2v	138- 8v	139- 4v	277-12v		
	435	RICKMAN David Charles		46- 2v	49- 3v	47- 2v	66- 5v	62- 2v	142- 7v	128- 7v	270-14v		
17		Falkland Islands	FLK	94- 2v	94- 6v	94- 4v	140- 11v	108- 2v	282-12v	248-13v	530-25v		
	410	GOODWIN Gareth		48- 1v	48- 4v	49- 3v	73- 4v	58- 0v	145- 8v	131- 4v	276-12v		
	409	GOODWIN Derek		46- 1v	46- 2v	45- 1v	67- 7v	50- 2v	137- 4v	117- 9v	254-13v		
18		Antigua	ANT	88- 4v	89- 3v	88- 3v	125- 5v	135- 6v	265-10v	260-11v	525-21v		
	411	GREENAWAY Thomas William Christophe		46- 2v	44- 1v	43- 1v	64- 2v	69- 2v	133- 4v	133- 4v	266- 8v		
	422	MAILE Desroy Noel		42- 2v	45- 2v	45- 2v	61- 3v	66- 4v	132- 6v	127- 7v	259-13v		
19		Bermuda	BER	87- 3v	92- 2v	94- 4v	117- 0v	132- 1v	273- 9v	249- 1v	522-10v		
	433	RAYNER Sinclair		48- 2v	46- 1v	46- 3v	61- 0v	65- 0v	140- 6v	126- 0v	266- 6v		



CRPF CAMPUS, KADARPUR

SAT 09 OCT 2010
Start Time: 10:00

SHOOTING
PAIRS FULL BORE OPEN
FINALS



RESULTS

Rank	Bib	Name	CGA Code	Stage 2			Stage 3			Sub Total Stage 2	Sub Total Stage 3	Total	Remarks
				300	500	600	900	1000					
	438	SIMONS Nelson		39- 1v	46- 1v	48- 1v	56- 0v	67- 1v	133- 3v	123- 1v	256- 4v		
20		Barbados	BAR	93- 3v	98- 10v	94- 5v	122- 5v	109- 0v	285-18v	231- 5v	516-23v		
	442	JORDAN-COUSINS Jennifer P.		47- 1v	50- 7v	49- 3v	65- 3v	58- 0v	146-11v	123- 3v	269-14v		
	427	MURRELL William Tyrone		46- 2v	48- 3v	45- 2v	57- 2v	51- 0v	139- 7v	108- 2v	247- 9v		
21		St.Helena	SHN	59- 1v	91- 5v	73- 1v	111- 1v	89- 2v	223- 7v	200- 3v	423-10v		
	419	KNIFE Colin		37- 1v	45- 3v	36- 1v	59- 0v	39- 0v	118- 5v	98- 0v	216- 5v		
	421	LEO Cyril		22- 0v	46- 2v	37- 0v	52- 1v	50- 2v	105- 2v	102- 3v	207- 5v		

LEGEND

GR Games Record

New Games Record because of use of new targets.

Timing & Data-Handling by Tissot

Report Created Wed 13 Oct 2010 18:09





RECORDS BROKEN / EQUALLED

As of WED 13 OCT 2010

New Games Record						
Event	Phase	Old / New	Name	CGA Code	Date	Place
Pairs 25 m Pistol Women		1150 / 1156	India (SARNOBAT R, SAYYED A)	IND	05 Oct 2010	Delhi (IND)
Pairs 10 m Air Rifle Men		1189 / 1193	India (NARANG G, BINDRA A)	IND	05 Oct 2010	Delhi (IND)
Pairs 50 m Rifle 3 Positions Women		1143 / 1149	Singapore (SUDHIR A, SER XWJ)	SIN	05 Oct 2010	Delhi (IND)
Singles 10 m Air Rifle Men	Quali.	597 / 600	NARANG Gagan	IND	06 Oct 2010	Delhi (IND)
Pairs Double Trap Men		186 / 189	England (WALTON S, SCOTT S)	ENG	06 Oct 2010	Delhi (IND)
Pairs 25 m Rapid Fire Pistol Men		1134 / 1162	India (KUMAR Vijay, SINGH Gurpreet)	IND	07 Oct 2010	Delhi (IND)
Singles Double Trap Men	Quali.	142 / 143	WALTON Stevan	ENG	07 Oct 2010	Delhi (IND)
Pairs 10 m Air Pistol Men		1154 / 1163	India (SINGH Omkar, SINGH Gurpreet)	IND	07 Oct 2010	Delhi (IND)
Pairs 50 m Rifle 3 Positions Men		2300 / 2325	India (NARANG G, KHAN IH)	IND	08 Oct 2010	Delhi (IND)
Pairs Trap Men		192 / 198	Australia (DIAMOND M, VELLA A)	AUS	08 Oct 2010	Delhi (IND)
Pairs Trap Women		90 / 93	Australia (SCANLAN L, ROIALL S)	AUS	08 Oct 2010	Delhi (IND)
Singles 25 m Rapid Fire Pistol Men	Quali.	581 / 583	KUMAR Vijay	IND	08 Oct 2010	Delhi (IND)
Singles 50 m Rifle 3 Positions Men	Quali.	1163 / 1166	NARANG Gagan	IND	09 Oct 2010	Delhi (IND)
Singles 50 m Rifle Prone Women		590 / 597	McINTOSH Jen	SCO	12 Oct 2010	Delhi (IND)
Pairs Full Bore Open		596 / 588	New Zealand (COLLINGS M, SNOWDEN J)	NZL	13 Oct 2010	Delhi (IND)
Singles Full Bore Open		405 / 396	PATEL Parag	ENG	13 Oct 2010	Delhi (IND)

New Equaled Games Record						
Event	Phase	Old / New	Name	CGA Code	Date	Place
Singles 10 m Air Pistol Men	Quali.	584 / 584	SINGH Omkar	IND	08 Oct 2010	Delhi (IND)
Singles 10 m Air Rifle Women	Quali.	398 / 398	SER Xiang Wei Jasmine	SIN	10 Oct 2010	Delhi (IND)
Pairs Skeet Men		194 / 194	Cyprus (ACHILLEOS G, CHASIKOS A)	CYP	11 Oct 2010	Delhi (IND)

New Final Games Record						
Event	Phase	Old / New	Name	CGA Code	Date	Place
Singles 10 m Air Rifle Men	Finals	698.9 / 703.6	NARANG Gagan	IND	06 Oct 2010	Delhi (IND)
Singles 25 m Pistol Women	Finals	781.5 / 786.8	SAYYED Anisa	IND	06 Oct 2010	Delhi (IND)
Singles 25 m Rapid Fire Pistol Men	Finals	778.2 / 787.5	KUMAR Vijay	IND	08 Oct 2010	Delhi (IND)
Singles 50 m Rifle 3 Positions Men	Finals	1261.4 / 1262.2	NARANG Gagan	IND	09 Oct 2010	Delhi (IND)
Singles 10 m Air Rifle Women	Finals	500.8 / 501.7	SER Xiang Wei Jasmine	SIN	10 Oct 2010	Delhi (IND)
Singles Trap Men	Finals	138 / 147	HEADING Aaron	ENG	10 Oct 2010	Delhi (IND)
Singles Trap Women	Finals	92 / 93	NORTH Anita	ENG	10 Oct 2010	Delhi (IND)

LEGEND

Quali. Qualification

New Games Records for Full Bore Events because of use of new targets.

Timing & Data-Handling by Tissot

Report Created Wed 13 Oct 2010 18:08

MEDALLISTS BY EVENT

As of WED 13 OCT 2010

AFTER 36 OF 36 EVENTS

Event	Date	Medal	Name	CGA
25 m Pistol Women Pairs	05 Oct 2010	GOLD	SARNOBAT Rahi	IND - India
		SILVER	SAYYED Anisa	AUS - Australia
		BRONZE	YAUHLEUSKAYA Lalita RYAN Linda LYDALL Julia GEIKIE Gorgs	ENG - England
10 m Air Rifle Men Pairs	05 Oct 2010	GOLD	NARANG Gagan	IND - India
		SILVER	BINDRA Abhinav	ENG - England
		BRONZE	HUCKLE James PARR Kenny KHAN Md. Asif Hossain BAKI Abdullah Hel	BAN - Bangladesh
50 m Pistol Men Pairs	05 Oct 2010	GOLD	LIM Swee Hon	SIN - Singapore
		SILVER	GAI Bin	IND - India
		BRONZE	SINGH Omkar SHARMA Deepak DANIEL Roger Peter ALLEN Rhodney Richard	TRI - Trinidad and Tobago
50 m Rifle 3 Positions Women Pairs	05 Oct 2010	GOLD	SUDHIR Aqilah	SIN - Singapore
		SILVER	SER Xiang Wei Jasmine	IND - India
		BRONZE	SAWANT Tejaswini GAUSWAMI Lajjakumari COPLAND Kay McINTOSH Jen	SCO - Scotland
10 m Air Rifle Men	06 Oct 2010	GOLD SILVER BRONZE	NARANG Gagan BINDRA Abhinav HUCKLE James	IND - India IND - India ENG - England
25 m Pistol Women	06 Oct 2010	GOLD SILVER BRONZE	SAYYED Anisa SARNOBAT Rahi NG Pei Chin Bibiana	IND - India IND - India MAS - Malaysia
Double Trap Men Pairs	06 Oct 2010	GOLD	WALTON Stevan	ENG - England
		SILVER	SCOTT Steven	IND - India
		BRONZE	SODHI Ronjan NORIA Asher KHOR Benjamin Cheng Jie KHOR Seng Chye	MAS - Malaysia
50 m Pistol Men	06 Oct 2010	GOLD SILVER BRONZE	SINGH Omkar GAI Bin LIM Swee Hon	IND - India SIN - Singapore SIN - Singapore
25 m Rapid Fire Pistol Men Pairs	07 Oct 2010	GOLD	KUMAR Vijay	IND - India
		SILVER	SINGH Gurpreet	MAS - Malaysia
		BRONZE	AMIR HASAN Hasli Izwan ADZHA Hafiz QUICK Bruce CHAPMAN David	AUS - Australia
50 m Rifle 3 Positions Women	07 Oct 2010	GOLD SILVER BRONZE	SEDGMAN Alethea SER Xiang Wei Jasmine SUDHIR Aqilah	AUS - Australia SIN - Singapore SIN - Singapore
Double Trap Men	07 Oct 2010	GOLD SILVER BRONZE	WALTON Stevan SODHI Ronjan KNEALE Timothy James	ENG - England IND - India IOM - Isle of Man
10 m Air Pistol Men Pairs	07 Oct 2010	GOLD	SINGH Omkar	IND - India
		SILVER	SINGH Gurpreet	ENG - England
		BRONZE	BAXTER Nick GAULT Michael GAI Bin LIM Swee Hon	SIN - Singapore
50 m Rifle 3 Positions Men Pairs	08 Oct 2010	GOLD	NARANG Gagan	IND - India

MEDALLISTS BY EVENT

Event	Date	Medal	Name	CGA
		SILVER	KHAN Imran Hasan	ENG - England
		BRONZE	HUCKLE James PARR Kenny HAMMOND Jonathan STIRTON Neil	SCO - Scotland
Trap Men Pairs	08 Oct 2010	GOLD	DIAMOND Michael VELLA Adam	AUS - Australia
		SILVER	SINGH Mansher SANDHU Manavjit Singh	IND - India
		BRONZE	HEADING Aaron KIRK Dave	ENG - England
Trap Women Pairs	08 Oct 2010	GOLD	SCANLAN Laetisha ROIALL Stacy	AUS - Australia
		SILVER	BURTON Abbey NORTH Anita	ENG - England
		BRONZE	NATTRASS Sue MEYER Cynthia	CAN - Canada
25m Rapid Fire Pistol Men	08 Oct 2010	GOLD	KUMAR Vijay	IND - India
		SILVER	AMIR HASAN Hasli Izwan	MAS - Malaysia
		BRONZE	SINGH Gurpreet	IND - India
10 m Air Pistol Men	08 Oct 2010	GOLD	SINGH Omkar	IND - India
		SILVER	GAI Bin	SIN - Singapore
		BRONZE	REPACHOLI Daniel	AUS - Australia
10 m Air Rifle Women Pairs	09 Oct 2010	GOLD	MOHAMED TAIBI Nur Suryani HALIM Nur Ayuni	MAS - Malaysia
		SILVER	SER Xiang Wei Jasmine	SIN - Singapore
		BRONZE	CHENG Jian Huan SHIRUR Suma Siddharth YADAV Kavitha	IND - India
25 m Center Fire Pistol Men Pairs	09 Oct 2010	GOLD	KUMAR Vijay SINGH Harpreet	IND - India
		SILVER	YELAVICH Greg EARLE Alan	NZL - New Zealand
		BRONZE	GAI Bin POH Lip Meng	SIN - Singapore
50 m Rifle 3 Positions Men	09 Oct 2010	GOLD	NARANG Gagan	IND - India
		SILVER	HAMMOND Jonathan	SCO - Scotland
		BRONZE	HUCKLE James	ENG - England
25 m Center Fire Pistol Men	10 Oct 2010	GOLD	SINGH Harpreet	IND - India
		SILVER	KUMAR Vijay	IND - India
		BRONZE	POH Lip Meng	SIN - Singapore
10 m Air Rifle Women	10 Oct 2010	GOLD	SER Xiang Wei Jasmine	SIN - Singapore
		SILVER	HALIM Nur Ayuni	MAS - Malaysia
		BRONZE	MOHAMED TAIBI Nur Suryani	MAS - Malaysia
Trap Men	10 Oct 2010	GOLD	HEADING Aaron	ENG - England
		SILVER	DIAMOND Michael	AUS - Australia
		BRONZE	SANDHU Manavjit Singh	IND - India
Trap Women	10 Oct 2010	GOLD	NORTH Anita	ENG - England
		SILVER	MARSHALL Shona	SCO - Scotland
		BRONZE	AHRENS Gaby	NAM - Namibia
50 m Rifle Prone Women Pairs	11 Oct 2010	GOLD	McINTOSH Jen COPLAND Kay	SCO - Scotland
		SILVER	SMITH Michelle LEE Sharon	ENG - England
		BRONZE	KUMARI Meena SAWANT Tejaswini	IND - India
Skeet Men Pairs	11 Oct 2010	GOLD	ACHILLEOS Georgios CHASIKOS Andreas	CYP - Cyprus
		SILVER	CASWELL Jason Hughes	CAN - Canada
		BRONZE	McBRIDE Richard BRICKELL Richard BRAMLEY Clive	ENG - England

MEDALLISTS BY EVENT

Event	Date	Medal	Name	CGA
10 m Air Pistol Women Pairs	12 Oct 2010	GOLD	SIDHU Heena SINGH Annu Raj	IND - India
		SILVER	ASPANDIYAROVA Dina McKENZIE Pamela	AUS - Australia
		BRONZE	LUDWIG Dorothy HARE Lynda	CAN - Canada
25 m Standard Pistol Men Pairs	12 Oct 2010	GOLD	GAI Bin POH Lip Meng	SIN - Singapore
		SILVER	JUNG Samaresh CHAUDHARY Chandrashekar Kumar	IND - India
		BRONZE	GAULT Michael UBHI Iqbal	ENG - England
50 m Rifle Prone Women	12 Oct 2010	GOLD	McINTOSH Jen	SCO - Scotland
		SILVER	SAWANT Tejaswini	IND - India
		BRONZE	BREKKE Johanne	WAL - Wales
50 m Rifle Prone Men Pairs	12 Oct 2010	GOLD	STIRTON Neil HAMMOND Jonathan	SCO - Scotland
		SILVER	BABB Mike WILSON Richard	ENG - England
		BRONZE	POTENT Warren CLIFTON David	AUS - Australia
25 m Standard Pistol Men	13 Oct 2010	GOLD	GAI Bin	SIN - Singapore
		SILVER	DANIEL Roger Peter	TRI - Trinidad and Tobago
		BRONZE	JUNG Samaresh	IND - India
Open Full Bore Pairs	13 Oct 2010	GOLD	COLLINGS Mike SNOWDEN John	NZL - New Zealand
		SILVER	McLEOD Angus SHAW Ian	SCO - Scotland
		BRONZE	UNDERWOOD Jon PATEL Parag	ENG - England
10 m Air Pistol Women	13 Oct 2010	GOLD	NG Pei Chin Bibiana	MAS - Malaysia
		SILVER	SIDHU Heena	IND - India
		BRONZE	ASPANDIYAROVA Dina	AUS - Australia
50 m Rifle Prone Men	13 Oct 2010	GOLD	HAMMOND Jonathan	SCO - Scotland
		SILVER	POTENT Warren	AUS - Australia
		BRONZE	HALL Matthew	NIR - Northern Ireland
Open Full Bore	13 Oct 2010	GOLD	PATEL Parag	ENG - England
		SILVER	CORBETT James	AUS - Australia
		BRONZE	CALVERT David	NIR - Northern Ireland
Skeet Men	13 Oct 2010	GOLD	BRICKELL Richard	ENG - England
		SILVER	ACHILLEOS Georgios	CYP - Cyprus
		BRONZE	CHASIKOS Andreas	CYP - Cyprus

LEGEND		
EGR	Equaled Games Record	GR Games Record
FGR	Final Games Record	

MEDAL STANDINGS

As of WED 13 OCT 2010

AFTER 36 OF 36 EVENTS

Rank	CGA	Men				Women				Open				Total				Rank by Total
		G	S	B	Tot	G	S	B	Tot	G	S	B	Tot	G	S	B	Tot	
1	IND - India	11	7	3	21	3	4	2	9					14	11	5	30	1
2	ENG - England	4	4	5	13	1	2	1	4	1		1	2	6	6	7	19	2
3	SIN - Singapore	3	2	4	9	2	2	1	5					5	4	5	14	3
4	SCO - Scotland	2	1	1	4	2	1	1	4		1		1	4	3	2	9	5
5	AUS - Australia	1	2	3	6	2	2	1	5		1		1	3	5	4	12	4
6	MAS - Malaysia		2	1	3	2	1	2	5					2	3	3	8	6
7	CYP - Cyprus	1	1	1	3									1	1	1	3	=7
8	NZL - New Zealand		1		1					1			1	1	1		2	=9
9	CAN - Canada		1		1			2	2						1	2	3	=7
10	TRI - Trinidad and Tobago		1	1	2										1	1	2	=9
11	NIR - Northern Ireland			1	1							1	1			2	2	=9
12	BAN - Bangladesh			1	1											1	1	=12
12	IOM - Isle of Man			1	1											1	1	=12
12	NAM - Namibia							1	1							1	1	=12
12	WAL - Wales							1	1							1	1	=12
	Total:	22	22	22		12	12	12		2	2	2		36	36	36		