



Results

FRI 24 MAR 2006, Start Time 9:00

(Qualification)

GR 1157 KLEPP Mart CAN 31 JAN 1990 Auckland (NZL)

(Final)

FGR 1251.5 SINGH Charan IND 3 AUG 2002 Manchester (ENG)

Rk	Bib No.	Name	CGA Code	Position	Series				Sub Total	Total	Remarks						
					1	2	3	4									
1	265	NARANG Gagan	IND	Prone	97	99	100	98	394								
					Standing	99	96	95	99	389							
					Kneeling	95	93	96	96	380	1163	GR					
					Final shots:	9.7	9.9	10.3	9.1	9.7	10.2	9.7	10.5	9.4	9.9	98.4	
																1261.4	FGR
2	260	BINDRA Abhinav	IND	Prone	96	96	97	97	386								
					Standing	94	97	96	97	384							
					Kneeling	96	97	94	94	381	1151						
					Final shots:	8.4	9.6	10.3	10.2	9.6	10.8	7.8	9.9	10.6	10.4	97.6	
																1248.6	
3	129	BURGE Ben	AUS	Prone	100	100	98	97	395								
					Standing	94	96	93	93	376							
					Kneeling	95	96	93	95	379	1150						
					Final shots:	9.9	6.5	7.9	10.5	8.9	8.7	9.0	9.5	8.5	8.8	88.2	
																1238.2	
4	455	CROYDON John	WAL	Prone	99	99	98	96	392								
					Standing	91	94	91	96	372							
					Kneeling	94	94	96	95	379	1143						
					Final shots:	10.4	9.5	10.3	10.3	7.5	8.2	10.3	9.7	6.2	10.1	92.5	
																1235.5	
5	213	HECTOR Chris	ENG	Prone	98	100	99	98	395								
					Standing	96	90	97	95	378							
					Kneeling	91	96	93	90	370	1143						
					Final shots:	8.2	9.5	9.3	9.5	7.9	8.3	8.7	9.7	10.3	8.9	90.3	
																1233.3	
6	309	MOHD HAMELEAY BIN Abdul	MAS	Prone	100	99	99	98	396								
					Standing	88	93	93	93	367							
					Kneeling	92	91	96	95	374	1137						
					Final shots:	9.9	10.7	9.7	9.0	10.3	8.5	8.1	10.1	9.2	10.7	96.2	
																1233.2	
7	367	GRUMMITT David	NZL	Prone	97	98	97	98	390								
					Standing	94	90	95	91	370							
					Kneeling	96	98	93	92	379	1139						
					Final shots:	7.2	9.7	9.7	9.4	9.6	9.2	9.4	8.6	10.3	9.7	92.8	
																1231.8	

SHOOTING

Men's 50m Rifle 3 Position

Final



Results

FRI 24 MAR 2006, Start Time 9:00

(Qualification)				(Final)			
GR	1157 KLEPP Mart	CAN	31 JAN 1990 Auckland (NZL)	FGR	1251.5 SINGH Charan	IND	3 AUG 2002 Manchester (ENG)

Rk	Bib No.	Name	CGA Code	Position	Series				Sub Total	Total	Remarks	
					1	2	3	4				
8	128	BROWN Michael	AUS	Prone	98	100	93	94	385			
				Standing	86	92	93	97	368			
				Kneeling	95	94	95	97	381	1134		
				Final shots:	8.5	9.7	7.7	6.4	8.9	8.4	10.6	9.7
9	370	SLINN Dayle	NZL	Prone	96	99	97	98	390			
				Standing	94	95	86	96	371			
				Kneeling	93	93	94	93	373	1134		
10	212	BURRAGE Jason	ENG	Prone	98	99	95	97	389			
				Standing	94	92	86	96	368			
				Kneeling	97	94	96	90	377	1134		
11	408	RUDD Graham	SCO	Prone	98	98	99	96	391			
				Standing	94	88	93	94	369			
				Kneeling	95	93	91	93	372	1132		
12	174	HOCKINGS Michael	CAN	Prone	97	98	95	97	387			
				Standing	94	89	92	90	365			
				Kneeling	96	92	92	94	374	1126		
13	410	SINCLAIR Martin	SCO	Prone	99	97	97	100	393			
				Standing	88	88	93	91	360			
				Kneeling	93	94	94	92	373	1126		
14	451	BLAKE Martyn	WAL	Prone	97	100	97	98	392			
				Standing	87	92	89	89	357			
				Kneeling	94	92	97	91	374	1123		
15	140	ALAM Saiful	BAN	Prone	96	96	97	98	387			
				Standing	88	94	91	90	363			
				Kneeling	96	90	93	93	372	1122		
16	307	AZLAN BIN Johari	MAS	Prone	98	98	99	96	391			
				Standing	90	92	89	90	361			
				Kneeling	92	90	90	94	366	1118		
17	175	NIEFER Cory	CAN	Prone	97	95	96	95	383			
				Standing	90	92	96	89	367			
				Kneeling	91	92	92	90	365	1115		
18	152	BEST Marlon	BAR	Prone	98	93	96	95	382			
				Standing	80	79	88	83	330			
				Kneeling	89	93	84	90	356	1068		
19	412	HENRY Simon Paul	SHE	Prone	92	92	94	89	367			
				Standing	78	74	71	74	297			
				Kneeling	82	86	80	76	324	988		



Results

FRI 24 MAR 2006, Start Time 9:00

(Qualification)

GR 1157 KLEPP Mart CAN 31 JAN 1990 Auckland (NZL)

(Final)

FGR 1251.5 SINGH Charan IND 3 AUG 2002 Manchester (ENG)

Rk	Bib No.	Name	CGA Code	Position	Series				Sub Total	Total	Remarks
					1	2	3	4			
20	413	YON Mario James	SHE	Prone	93	93	96	97	379	973	
				Standing	82	82	73	63	300		
				Kneeling	61	73	82	78	294		
337	USAINI Abdullahi		NGR	Prone						DNS	
				Standing							
				Kneeling							

Legend:

DNS - Did Not Start FGR - Final Games Record GR - Games Record Rk - Rank





Results

WED 22 MAR 2006, Start Time 9:00

(Qualification)

GR 597 BABB Michael ENG 1 AUG 2002 Manchester (ENG)

(Final)

FGR 699.8 LOWNDES Timothy AUS 1 AUG 2002 Manchester (ENG)

Rk	Bib No.	Name	CGA Code	Series						Total	Remarks				
				1	2	3	4	5	6						
1	458	PHELPS David	WAL	99	100	98	99	100	100	596					
		Final shots:		10.5	10.2	10.2	10.1	10.8	9.8	9.4	10.8	10.2	10.3	102.3	
														698.3	
2	211	BABB Mike	ENG	98	98	99	99	100	99	593					
		Final shots:		10.6	10.2	10.3	10.2	10.6	10.8	9.8	10.4	10.5	9.8	103.2	
														696.2	
3	266	RAJPUT Sanjeev	IND	99	97	100	100	98	100	594					
		Final shots:		10.4	9.9	9.7	10.6	10.2	10.9	10.2	10.0	9.6	10.2	101.7	
														695.7	
4	410	SINCLAIR Martin	SCO	98	99	98	98	99	100	592					
		Final shots:		10.6	10.4	10.7	10.3	10.0	10.4	10.2	10.4	9.8	10.3	103.1	
														695.1	S-Off 10.4
5	134	POTENT Warren	AUS	98	100	99	99	99	99	594					
		Final shots:		10.3	10.8	10.7	9.7	10.3	10.0	8.4	10.7	10.7	9.5	101.1	
														695.1	S-Off 9.5
6	457	MORGAN Gruffudd	WAL	98	98	97	100	99	99	591					
		Final shots:		9.8	10.1	10.3	10.5	9.8	10.5	10.3	10.8	10.4	10.8	103.3	
														694.3	
7	372	TAYLOR Ryan	NZL	100	98	99	99	100	98	594					
		Final shots:		9.5	10.5	10.1	10.2	9.6	9.5	10.2	10.2	10.3	10.1	100.2	
														694.2	
8	213	HECTOR Chris	ENG	97	99	98	99	100	99	592					
		Final shots:		10.3	10.6	10.7	9.9	10.4	10.2	10.0	9.7	10.2	10.0	102.0	
														694.0	
9	411	STIRTON Neil	SCO	99	98	100	98	97	99	591					
10	389	SEMORE Martin	RSA	99	98	99	98	96	100	590					
11	140	ALAM Saiful	BAN	97	99	97	100	98	98	589					
12	263	KARMAKAR Joydeep	IND	100	96	99	98	96	99	588					
13	130	CLIFTON David	AUS	99	98	99	98	95	99	588					
14	371	TAYLOR Grant	NZL	97	99	97	97	100	98	588					
15	277	GLOVER James Philip Winton	IOM	100	98	99	97	96	98	588					
16	275	CREEVY Harry	IOM	99	98	99	98	96	97	587					
17	391	van RHYN Gavin Shawn	RSA	97	98	96	98	99	98	586					
18	343	LEWIS Alan	NIR	99	96	96	97	98	99	585					
19	309	MOHD HAMELEAY BIN Abdul	MAS	96	98	96	96	99	99	584					



Results

WED 22 MAR 2006, Start Time 9:00

(Qualification)

GR 597 BABB Michael ENG 1 AUG 2002 Manchester (ENG)

(Final)

FGR 699.8 LOWNDES Timothy AUS 1 AUG 2002 Manchester (ENG)

Rk	Bib No.	Name	CGA Code	Series						Total	Remarks
				1	2	3	4	5	6		
20	176	SAUER Johannes	CAN	96	97	96	98	100	97	584	
21	233	PIRI Wayne	GIB	97	97	99	98	96	97	584	
22	307	AZLAN BIN Johari	MAS	97	99	96	97	99	96	584	
23	175	NIEFER Cory	CAN	95	96	98	97	99	97	582	
24	344	OGLE Clifford William Chesney	NIR	98	98	96	95	100	95	582	
25	290	le COUILLARD Stephen John	JER	93	95	97	98	98	99	580	
26	230	LUGNANI Adrian	GIB	96	97	99	97	97	94	580	
27	289	de GRUCHY Kevin Brian	JER	95	95	97	97	98	97	579	
28	437	SANKAR Takoor	TRI	94	97	96	96	97	98	578	
29	151	AUGUSTIN Gerard	BAR	98	98	94	98	93	95	576	
30	295	OMAR Farook Kassamali	KEN	94	99	98	95	93	96	575	
31	436	BLUNT Curtis	TRI	96	98	96	94	95	95	574	
32	438	LUDBROOK Geoffery	TUV	96	97	95	96	92	97	573	
33	152	BEST Marlon	BAR	94	97	93	98	95	96	573	
34	156	ROBERTS Ross Gladwin Eugene	BER	96	95	96	96	92	92	567	
35	413	YON Mario James	SHE	90	89	95	98	93	97	562	
36	412	HENRY Simon Paul	SHE	90	94	95	92	95	92	558	
37	105	WINTER Stephans Theodore Alexis	ANT	92	92	91	90	91	95	551	
	335	ESUGO Okposo	NGR								DNS

Legend:

DNS - Did Not Start FGR - Final Games Record GR - Games Record Rk - Rank S-Off - Shoot-off



Results

TUE 21 MAR 2006, Start Time 9:00

(Qualification)				(Final)			
GR	590 HECTOR Christopher	ENG	17 SEP 1998 Langkawi (MAS)	FGR	691.9 KHAN Asif Hossain	BAN	31 JUL 2002 Manchester (ENG)
EGR	590 BINDRA Abhinav	IND	31 JUL 2002 Manchester (ENG)				

Rk	Bib No.	Name	CGA Code	Series						Total	Remarks				
				1	2	3	4	5	6						
1	265	NARANG Gagan	IND	100	100	100	100	98	99	597	GR				
		Final shots:		10.4	9.9	10.2	10.9	9.6	10.3	10.0	10.2	9.8	10.6	101.9	
														698.9	FGR
2	424	ZHANG Jin	SIN	100	98	99	99	99	100	595					
		Final shots:		10.5	9.7	10.3	10.2	10.5	9.9	9.9	10.5	9.9	10.5	101.9	
														696.9	
3	260	BINDRA Abhinav	IND	99	99	100	100	97	99	594					
		Final shots:		10.4	10.2	10.4	10.1	10.6	10.0	10.6	9.9	9.5	9.8	101.5	
														695.5	
4	142	SINGHA Anjan Kumer	BAN	97	96	99	99	100	98	589					
		Final shots:		10.5	10.6	9.9	10.0	10.2	10.0	10.1	10.1	10.5	10.8	102.7	
														691.7	
5	141	HOSSAIN KHAN Md Asif	BAN	96	96	98	98	98	100	586					
		Final shots:		10.3	10.7	10.7	10.4	10.2	9.3	10.4	10.0	9.9	9.9	101.8	
														687.8	S-Off 10.3
6	421	ONG Jun Hong	SIN	99	98	98	96	98	98	587					
		Final shots:		10.5	9.5	10.0	9.7	10.1	10.1	10.2	10.4	10.3	10.0	100.8	
														687.8	S-Off 9.7
7	213	HECTOR Chris	ENG	98	97	98	98	100	98	589					
		Final shots:		10.3	9.8	10.0	9.7	10.0	9.2	10.3	9.0	10.2	9.8	98.3	
														687.3	
8	175	NIEFER Cory	CAN	98	97	100	97	97	99	588					
		Final shots:		8.7	10.1	9.9	10.3	9.5	10.7	9.2	10.2	9.5	9.5	97.6	
														685.6	
9	408	RUDD Graham	SCO	100	95	97	98	96	99	585					
10	406	LAW Robin	SCO	97	97	96	99	99	96	584					
11	129	BURGE Ben	AUS	99	96	98	96	95	99	583					
12	214	LACEY Chris	ENG	96	98	98	98	94	99	583					
13	307	AZLAN BIN Johari	MAS	97	98	95	98	97	98	583					
14	309	MOHD HAMELEAY BIN Abdul	MAS	97	96	99	96	97	98	583					
15	190	CONSTANTINOU Andreas	CYP	98	96	97	98	97	96	582					
16	367	GRUMMITT David	NZL	97	98	97	98	98	94	582					
17	291	TURNER David Jonathan	JER	96	96	95	99	98	97	581					
18	132	INABINET Matt	AUS	96	98	98	95	98	95	580					



Results

TUE 21 MAR 2006, Start Time 9:00

(Qualification)

GR	590 HECTOR Christopher	ENG	17 SEP 1998	Langkawi (MAS)
EGR	590 BINDRA Abhinav	IND	31 JUL 2002	Manchester (ENG)

(Final)

FGR	691.9 KHAN Asif Hossain	BAN	31 JUL 2002	Manchester (ENG)
-----	-------------------------	-----	-------------	------------------

Rk	Bib No.	Name	CGA Code	Series						Total	Remarks
				1	2	3	4	5	6		
19	370	SLINN Dayle	NZL	99	96	95	96	94	97	577	
20	455	CROYDON John	WAL	95	94	99	96	95	97	576	
21	174	HOCKINGS Michael	CAN	91	96	95	96	98	97	573	
22	151	AUGUSTIN Gerard	BAR	91	94	99	96	95	94	569	
23	451	BLAKE Martyn	WAL	96	95	90	94	97	95	567	
24	152	BEST Marlon	BAR	93	94	98	93	93	92	563	
25	232	PERALTA Ernest	GIB	91	91	93	91	91	92	549	
26	333	ABOLARIN Sesan	NGR	87	95	89	94	91	89	545	
27	335	ESUGO Okposo	NGR	87	87	91	91	89	93	538	

Legend:

EGR - Equalled Games Record FGR - Final Games Record GR - Games Record Rk - Rank S-Off - Shoot-off



Results

TUE 21 MAR 2006, Start Time 9:00

(Qualification)

GR 559 GAULT Michael ENG 1 AUG 2002 Manchester (ENG)

(Final)

FGR 657.5 GAULT Michael ENG 1 AUG 2002 Manchester (ENG)

Rk	Bib No.	Name	CGA Code	Series						Total	Remarks
				1	2	3	4	5	6		
1	243	JUNG Samaresh	IND	90	95	91	91	93	94	554	
		Final shots:	10.4 9.3 7.7 10.2	10.5	9.5	10.3	9.9	8.8	9.6	96.2	
										650.2	
2	196	GAULT Mick	ENG	90	91	93	94	91	93	552	
		Final shots:	10.0 7.9 9.0 9.3	10.1	8.9	8.8	10.6	9.1	10.2	93.9	
										645.9	
3	434	DANIEL Roger	TRI	89	88	90	94	90	93	544	
		Final shots:	10.0 9.5 8.8 9.7	10.2	8.0	9.6	8.8	10.2	10.1	94.9	
										638.9	
4	249	SINGH Vivek	IND	92	89	89	92	94	89	545	
		Final shots:	10.4 9.3 9.2 8.8	9.9	8.8	10.5	8.8	10.3	7.6	93.6	
										638.6	
5	194	BAXTER Nick	ENG	88	94	90	92	91	87	542	
		Final shots:	9.4 9.7 10.2 9.5	10.3	9.6	8.7	10.0	8.8	10.0	96.2	
										638.2	
6	113	MOORE David	AUS	87	92	93	93	90	87	542	
		Final shots:	8.5 8.8 10.5 8.7	9.3	8.8	10.4	10.0	10.1	10.5	95.6	
										637.6	
7	319	SACK Friedhelm Ferdinand	NAM	87	88	93	93	92	93	546	
		Final shots:	9.0 9.6 9.6 9.1	9.4	8.4	10.7	10.2	8.1	7.3	91.4	
										637.4	
8	396	LEWIS David	SCO	83	93	92	91	93	89	541	
		Final shots:	7.2 7.7 8.7 7.8	8.5	7.1	5.2	9.1	8.9	9.4	79.6	
										620.6	
9	397	RITCHIE Alan	SCO	93	89	90	89	89	89	539	
10	383	VAN TONDER Daniel Francois	RSA	92	88	90	82	92	93	537	
11	115	REPACHOLI Daniel	AUS	89	88	92	87	91	87	534	
12	163	MOVSHOVICH Yuri	CAN	89	87	88	89	90	90	533	
13	355	YELAVICH Gregory	NZL	90	92	86	81	90	91	530	
14	164	ROCHON Jean	CAN	90	91	91	86	81	89	528	
15	137	RAHMAN M Taufiqur	BAN	92	87	87	85	90	82	523	
16	318	MALHERBE Leon Andre	NAM	90	89	92	82	88	79	520	
17	444	HARRIS Ian	WAL	88	90	85	84	86	86	519	
18	351	EARLE Alan	NZL	85	86	94	82	79	86	512	
19	321	CHECK Brian	NFI	87	89	78	86	87	83	510	
20	381	BEGG Godam Mohyedien	RSA	79	83	85	76	78	77	478	



Results

TUE 21 MAR 2006, Start Time 9:00

(Qualification)

GR 559 GAULT Michael ENG 1 AUG 2002 Manchester (ENG)

(Final)

FGR 657.5 GAULT Michael ENG 1 AUG 2002 Manchester (ENG)

Rk	Bib No.	Name	CGA Code	Series						Total	Remarks
				1	2	3	4	5	6		
21	322	COCK Graham	NFI	68	76	82	79	83	78	466	
	443	GREEN Alan	WAL								DNS

Legend:

DNS - Did Not Start FGR - Final Games Record GR - Games Record Rk - Rank



Results

THU 23 MAR 2006, Start Time 9:00

(Qualification) GR -- (Final) FGR --

Rk	Bib No.	Name	CGA Code	Stage	Series			Sub Total	Total	Remarks						
					8	6	4									
1	244	KUMAR Vijay	IND	Stage 1	99	98	96	293								
				Stage 2	97	94	97	288	581	GR						
		Final shots:			9.9	9.0	9.8	10.3	10.6	10.2	10.7	9.4	10.1	10.3		
					9.0	10.9	10.0	9.2	10.4	8.7	9.6	9.5	10.5	9.1	197.2	
														778.2	FGR	
2	251	TAMANG Pemba	IND	Stage 1	99	96	94	289								
				Stage 2	97	100	94	291	580							
		Final shots:			9.1	10.5	10.3	9.1	10.8	9.8	10.1	10.1	9.9	10.1		
					10.1	8.7	10.0	9.6	10.3	7.8	10.0	9.7	8.9	10.1	195.0	
														775.0		
3	299	HASLI IZWAN BIN Amir	MAS	Stage 1	99	95	96	290								
				Stage 2	94	95	94	283	573							
		Final shots:			10.3	9.7	9.6	10.3	10.0	10.5	10.5	10.3	9.3	9.2		
					10.5	10.0	9.7	9.9	9.7	9.0	9.8	10.5	9.2	9.4	197.4	
														770.4		
4	382	McDONALD Allan Stuart	RSA	Stage 1	100	92	89	281								
				Stage 2	97	95	91	283	564							
		Final shots:			8.3	9.8	10.4	9.5	10.7	8.5	9.8	7.6	9.4	10.7		
					9.4	9.5	8.2	7.4	9.9	9.2	10.0	7.2	10.2	9.6	185.3	
														749.3		
5	375	TABBASUM Mar-I Maqbool	PAK	Stage 1	95	98	85	278								
				Stage 2	98	95	91	284	562							
		Final shots:			10.6	6.8	9.6	9.7	10.2	10.1	8.3	6.6	10.7	9.5		
					9.0	10.0	9.8	9.2	10.5	9.0	10.5	8.7	8.8	9.2	186.8	
														748.8		
6	161	IGOROV Metodi	CAN	Stage 1	94	93	93	280								
				Stage 2	97	95	88	280	560							
		Final shots:			10.1	7.7	8.3	10.7	10.0	9.8	8.9	8.7	9.1	8.2		
					10.2	9.7	9.4	9.5	8.8	8.1	9.8	10.1	8.6	9.1	184.8	
														744.8		
7	353	WAKELING Jason	NZL	Stage 1	96	93	83	272								
				Stage 2	96	96	88	280	552							
8	109	CHAPMAN David	AUS	Stage 1	97	92	85	274								
				Stage 2	94	93	90	277	551							
9	351	EARLE Alan	NZL	Stage 1	92	93	93	278								
				Stage 2	92	91	89	272	550							



Results

THU 23 MAR 2006, Start Time 9:00

(Qualification) GR (Final) FGR

Rk	Bib No.	Name	CGA Code	Stage	Series			Sub Total	Total	Remarks
					8	6	4			
10	163	MOVSHOVICH Yuri	CAN	Stage 1	97	94	78	269		
				Stage 2	100	92	87	279	548	
11	383	VAN TONDER Daniel Francois	RSA	Stage 1	90	87	86	263		
				Stage 2	98	89	84	271	534	
12	426	GUNARATNA Chandana	SRI	Stage 1	91	85	89	265		
				Stage 2	94	91	83	268	533	
13	111	FAVELL Bruce	AUS	Stage 1	91	92	80	263		
				Stage 2	88	96	85	269	532	
14	321	CHECK Brian	NFI	Stage 1	82	82	51	215		
				Stage 2	85	79	76	240	455	
15	326	LOCK Graham	NFI	Stage 1	73	38	55	166		
				Stage 2	69	73	47	189	355	
16	429	TAYLOR Bradley Rudolph	TCI	Stage 1	75	47	35	157		
				Stage 2	61	58	17	136	293	

Legend:

FGR - Final Games Record GR - Games Record Rk - Rank



Results

SAT 25 MAR 2006, Start Time 9:00

GR 574 RANA Jaspal IND 2 AUG 2002 Manchester (ENG)

Rk	Bib No.	Name	CGA Code	Stage	Series		Sub Total	Total	Remarks
					1	2			
1	196	GAULT Mick	ENG	150 Sec	97	98	195	568	S-Off 44
				20 Sec	94	96	190		
				10 Sec	92	91	183		
2	373	ALI Irshad	PAK	150 Sec	98	99	197	568	S-Off 41
				20 Sec	94	97	191		
				10 Sec	90	90	180		
3	114	QUICK Bruce	AUS	150 Sec	92	94	186	562	
				20 Sec	95	93	188		
				10 Sec	94	94	188		
4	382	McDONALD Allan Stuart	RSA	150 Sec	97	97	194	559	
				20 Sec	99	95	194		
				10 Sec	89	82	171		
5	113	MOORE David	AUS	150 Sec	99	97	196	557	
				20 Sec	86	93	179		
				10 Sec	93	89	182		
6	245	PANDIT Ronak	IND	150 Sec	98	97	195	557	
				20 Sec	92	92	184		
				10 Sec	89	89	178		
7	383	VAN TONDER Daniel Francois	RSA	150 Sec	94	97	191	554	
				20 Sec	90	96	186		
				10 Sec	89	88	177		
8	375	TABBASUM Mar-I Maqbool	PAK	150 Sec	94	93	187	553	
				20 Sec	94	87	181		
				10 Sec	94	91	185		
9	243	JUNG Samaresh	IND	150 Sec	97	97	194	551	
				20 Sec	85	94	179		
				10 Sec	86	92	178		



Results

SAT 25 MAR 2006, Start Time 9:00

GR 574 RANA Jaspal IND 2 AUG 2002 Manchester (ENG)

Rk	Bib No.	Name	CGA Code	Stage	Series		Sub Total	Total	Remarks
					1	2			
10	164	ROCHON Jean	CAN	150 Sec	95	95	190	550	
				20 Sec	96	93	189		
				10 Sec	87	84	171		
11	395	CARROLL Bob	SCO	150 Sec	92	95	187	547	
				20 Sec	89	90	179		
				10 Sec	91	90	181		
12	319	SACK Friedhelm Ferdinand	NAM	150 Sec	95	98	193	547	
				20 Sec	91	88	179		
				10 Sec	88	87	175		
13	198	LUCAS Simon	ENG	150 Sec	93	91	184	546	
				20 Sec	90	94	184		
				10 Sec	90	88	178		
14	288	WARD David Leslie	JER	150 Sec	94	95	189	544	
				20 Sec	90	93	183		
				10 Sec	85	87	172		
15	443	GREEN Alan	WAL	150 Sec	95	93	188	542	
				20 Sec	87	91	178		
				10 Sec	91	85	176		
16	286	HILL Marcus James	JER	150 Sec	90	97	187	541	
				20 Sec	89	91	180		
				10 Sec	85	89	174		
17	351	EARLE Alan	NZL	150 Sec	91	95	186	541	
				20 Sec	90	92	182		
				10 Sec	85	88	173		
18	318	MALHERBE Leon Andre	NAM	150 Sec	93	93	186	541	
				20 Sec	88	94	182		
				10 Sec	86	87	173		



Results

SAT 25 MAR 2006, Start Time 9:00

GR 574 RANA Jaspal IND 2 AUG 2002 Manchester (ENG)

Rk	Bib No.	Name	CGA Code	Stage	Series		Sub Total	Total	Remarks
					1	2			
19	353	WAKELING Jason	NZL	150 Sec	92	93	185	541	
				20 Sec	92	95	187		
				10 Sec	85	84	169		
20	147	FOSTER Chester	BAR	150 Sec	94	94	188	535	
				20 Sec	90	93	183		
				10 Sec	85	79	164		
21	445	PENGELLY Stephen	WAL	150 Sec	91	87	178	532	
				20 Sec	91	90	181		
				10 Sec	84	89	173		
22	341	STEWART Hugh Duncan	NIR	150 Sec	86	92	178	531	
				20 Sec	89	87	176		
				10 Sec	87	90	177		
23	162	ILLINGWORTH Scott	CAN	150 Sec	95	93	188	530	
				20 Sec	89	90	179		
				10 Sec	84	79	163		
24	146	BENSKIN Junior	BAR	150 Sec	92	98	190	529	
				20 Sec	85	87	172		
				10 Sec	86	81	167		
25	227	BOULTON Mark	GIB	150 Sec	86	90	176	517	
				20 Sec	82	89	171		
				10 Sec	87	83	170		
26	137	RAHMAN M Taufiqur	BAN	150 Sec	91	92	183	513	
				20 Sec	87	90	177		
				10 Sec	74	79	153		
27	328	RYAN Stephen	NFI	150 Sec	87	94	181	494	
				20 Sec	82	78	160		
				10 Sec	75	78	153		



Results

SAT 25 MAR 2006, Start Time 9:00

GR 574 RANA Jaspal IND 2 AUG 2002 Manchester (ENG)

Rk	Bib No.	Name	CGA Code	Stage	Series		Sub Total	Total	Remarks
					1	2			
28	102	MEADE Vernon Anthony	ANT	150 Sec	79	86	165	486	
				20 Sec	81	84	165		
				10 Sec	78	78	156		
29	323	COULTER Kevin	NFI	150 Sec	79	84	163	447	
				20 Sec	75	78	153		
				10 Sec	58	73	131		
30	429	TAYLOR Bradley Rudolph	TCI	150 Sec	73	70	143	441	
				20 Sec	76	82	158		
				10 Sec	66	74	140		
31	103	THEODORE Frank Alva	ANT	150 Sec	76	73	149	422	
				20 Sec	77	74	151		
				10 Sec	56	66	122		

Legend:

GR - Games Record Rk - Rank

SHOOTING

Men's 25m Centre Fire Pistol

Qualification



Results

FRI 24 MAR 2006, Start Time 9:00

GR 583 RANA Jaspal IND 3 AUG 2002 Manchester (ENG)

Rk	Bib No.	Name	CGA Code	Stage	Series			Sub Total	Total	Remarks
					1	2	3			
1	414	ON Shaw Ming	SIN	Precision	95	97	97	289	578	S-Off 144
				Rapid	94	99	96	289		
2	355	YELAVICH Gregory	NZL	Precision	95	100	93	288	578	S-Off 141
				Rapid	99	96	95	290		
3	243	JUNG Samaresh	IND	Precision	94	99	97	290	578	S-Off 47
				Rapid	96	95	97	288		
4	248	RANA Jaspal	IND	Precision	99	95	92	286	577	
				Rapid	97	100	94	291		
5	299	HASLI IZWAN BIN Amir	MAS	Precision	95	93	93	281	572	
				Rapid	98	96	97	291		
6	373	ALI Irshad	PAK	Precision	96	94	98	288	571	
				Rapid	93	96	94	283		
7	382	McDONALD Allan Stuart	RSA	Precision	96	95	91	282	567	
				Rapid	96	92	97	285		
8	110	DOWLING Bob	AUS	Precision	93	93	94	280	566	
				Rapid	92	95	99	286		
9	164	ROCHON Jean	CAN	Precision	95	98	95	288	566	
				Rapid	93	94	91	278		
10	161	IGOROV Metodi	CAN	Precision	92	95	97	284	564	
				Rapid	92	94	94	280		
11	375	TABBASUM Mar-I Maqbool	PAK	Precision	93	94	95	282	563	
				Rapid	89	95	97	281		
12	383	VAN TONDER Daniel Francois	RSA	Precision	96	94	92	282	563	
				Rapid	95	90	96	281		
13	198	LUCAS Simon	ENG	Precision	96	88	96	280	562	
				Rapid	90	94	98	282		



Results

FRI 24 MAR 2006, Start Time 9:00

GR 583 RANA Jaspal IND 3 AUG 2002 Manchester (ENG)

Rk	Bib No.	Name	CGA Code	Stage	Series			Sub Total	Total	Remarks
					1	2	3			
14	395	CARROLL Bob	SCO	Precision	89	92	96	277	562	
				Rapid	97	92	96	285		
15	195	FLIPPANT Peter	ENG	Precision	95	97	96	288	562	
				Rapid	93	89	92	274		
16	443	GREEN Alan	WAL	Precision	92	96	95	283	561	
				Rapid	96	90	92	278		
17	146	BENSKIN Junior	BAR	Precision	92	95	95	282	560	
				Rapid	93	95	90	278		
18	113	MOORE David	AUS	Precision	96	94	96	286	560	
				Rapid	92	95	87	274		
19	445	PENGELLY Stephen	WAL	Precision	93	91	94	278	557	
				Rapid	90	96	93	279		
20	353	WAKELING Jason	NZL	Precision	95	94	91	280	552	
				Rapid	97	98	77	272		
21	341	STEWART Hugh Duncan	NIR	Precision	90	94	90	274	550	
				Rapid	91	90	95	276		
22	288	WARD David Leslie	JER	Precision	95	92	95	282	541	
				Rapid	89	84	86	259		
23	227	BOULTON Mark	GIB	Precision	89	93	87	269	540	
				Rapid	89	92	90	271		
24	147	FOSTER Chester	BAR	Precision	91	94	93	278	540	
				Rapid	90	85	87	262		
25	319	SACK Friedhelm Ferdinand	NAM	Precision	93	94	95	282	534	
				Rapid	90	81	81	252		
26	318	MALHERBE Leon Andre	NAM	Precision	87	91	93	271	528	
				Rapid	85	92	80	257		



Results

FRI 24 MAR 2006, Start Time 9:00

GR 583 RANA Jaspal IND 3 AUG 2002 Manchester (ENG)

Rk	Bib No.	Name	CGA Code	Stage	Series			Sub Total	Total	Remarks
					1	2	3			
27	337	USAINI Abdullahi	NGR	Precision	89	87	89	265	523	
				Rapid	85	82	91	258		
28	324	GLENNY Andrew	NFI	Precision	84	82	85	251	518	
				Rapid	94	87	86	267		
29	322	COCK Graham	NFI	Precision	81	93	85	259	497	
				Rapid	78	87	73	238		
30	329	ADOYI Elaochi	NGR	Precision	85	88	88	261	472	
				Rapid	70	62	79	211		
31	429	TAYLOR Bradley Rudolph	TCI	Precision	44	51	70	165	333	
				Rapid	54	37	77	168		

Legend:

GR - Games Record Rk - Rank



Results

WED 22 MAR 2006, Start Time 9:00

(Qualification)

GR 580 SANDSTROM Bengt AUS 30 JUN 1990 Auckland (NZL)

(Final)

FGR 679.9 GAULT Michael ENG 20 SEP 1998 Kuala Lumpur (MAS)

Rk	Bib No.	Name	CGA Code	Series						Total	Remarks
				1	2	3	4	5	6		
1	243	JUNG Samaresh	IND	97	96	99	98	97	97	584	GR
		Final shots:	9.9 9.4 10.0 9.9	10.2	9.9	10.5	10.6	10.7	10.3	101.4	
										685.4	FGR
2	249	SINGH Vivek	IND	95	98	97	97	96	95	578	
		Final shots:	10.0 10.3 10.3 9.8	9.9	10.2	10.3	10.4	10.8	7.6	99.6	
										677.6	
3	319	SACK Friedhelm Ferdinand	NAM	95	94	99	95	97	98	578	
		Final shots:	9.9 9.9 10.1 9.9	10.2	10.4	10.0	9.6	9.8	9.4	99.2	
										677.2	
4	115	REPACHOLI Daniel	AUS	98	95	99	96	96	95	579	
		Final shots:	9.5 10.3 10.1 9.5	8.5	10.3	9.4	9.8	9.8	10.6	97.8	
										676.8	
5	196	GAULT Mick	ENG	95	97	96	93	98	95	574	
		Final shots:	9.4 10.3 8.9 10.0	10.4	10.4	10.2	10.7	9.2	10.7	100.2	
										674.2	
6	194	BAXTER Nick	ENG	96	95	97	93	99	94	574	
		Final shots:	9.6 10.5 8.7 9.9	10.2	9.9	10.5	9.5	10.2	10.0	99.0	
										673.0	
7	434	DANIEL Roger	TRI	94	93	96	94	98	98	573	
		Final shots:	9.1 9.7 10.0 9.6	9.1	10.6	10.1	10.1	9.0	9.7	97.0	
										670.0	
8	354	WANG Yang	NZL	98	94	94	95	96	97	574	
		Final shots:	9.8 9.9 10.5 9.3	9.9	9.2	8.6	9.7	8.3	9.9	95.1	
										669.1	
9	383	VAN TONDER Daniel Francois	RSA	98	94	93	96	95	96	572	
10	396	LEWIS David	SCO	97	97	91	94	95	95	569	
11	415	POH Lip Meng	SIN	95	95	98	92	94	94	568	
12	113	MOORE David	AUS	95	97	93	98	95	90	568	
13	355	YELAVICH Gregory	NZL	92	97	94	97	92	95	567	
14	318	MALHERBE Leon Andre	NAM	96	89	96	93	96	96	566	
15	162	ILLINGWORTH Scott	CAN	94	91	96	95	97	93	566	
16	288	WARD David Leslie	JER	95	93	99	92	94	93	566	
17	147	FOSTER Chester	BAR	93	95	98	92	92	94	564	
18	373	ALI Irshad	PAK	94	94	94	94	94	93	563	
19	163	MOVSHOVICH Yuri	CAN	88	95	99	91	93	96	562	
20	416	SOO Kwok Seng	SIN	91	94	88	98	94	95	560	



Results

WED 22 MAR 2006, Start Time 9:00

(Qualification)

GR 580 SANDSTROM Bengt AUS 30 JUN 1990 Auckland (NZL)

(Final)

FGR 679.9 GAULT Michael ENG 20 SEP 1998 Kuala Lumpur (MAS)

Rk	Bib No.	Name	CGA Code	Series						Total	Remarks
				1	2	3	4	5	6		
21	382	McDONALD Allan Stuart	RSA	90	97	93	93	92	95	560	
22	444	HARRIS Ian	WAL	93	92	91	93	95	94	558	
23	282	BROWN Ronald	JAM	88	97	96	93	91	93	558	
24	397	RITCHIE Alan	SCO	89	94	92	94	95	91	555	
25	137	RAHMAN M Taufiqur	BAN	92	92	96	93	89	91	553	
26	443	GREEN Alan	WAL	92	91	96	91	91	89	550	
27	287	QUENAULT Michael Charles	JER	90	89	91	93	92	94	549	
28	136	KUMAR SINGHA Sree Mohendra	BAN	87	91	92	94	90	92	546	
29	341	STEWART Hugh Duncan	NIR	91	88	92	87	93	92	543	
30	329	ADOYI Elaochi	NGR	87	90	88	88	92	92	537	
31	146	BENSKIN Junior	BAR	91	86	90	92	90	87	536	
32	323	COULTER Kevin	NFI	85	87	89	89	91	88	529	
33	281	BLAKE Warren	JAM	90	89	88	85	87	87	526	
34	326	LOCK Graham	NFI	88	86	93	87	86	84	524	
35	330	EFFIONG Samuel	NGR	82	92	87	89	86	86	522	

Legend:

FGR - Final Games Record GR - Games Record Rk - Rank



21 MAR 2006
10:30

Results

CORRECTED

TUE 21 MAR 2006, Start Time 10:30

(Qualification)	(Final)
GR 124 MICHAEL Diamond AUS 31 JUL 2002 Manchester (ENG)	FGR --

Rank	Bib No.	Name	CGA Code	Day 1		Day 2			Qualification		Final	Total	Final S-Off	Remarks
				1	2	3	4	5	Total	S-Off				
1	359	EDE Graeme	NZL	24	24	24	23	25	120		18	138	+2	FGR
		Final shots:		□□□□□□□□□□	□□□□□□□□□□	□□□□□□□□□□	□□□□□□□□□□	□□□□□□□□□□						
2	460	BEATTIE David John	NIR	21	25	24	23	24	117		21	138	+1+4	FGR
		Final shots:		□□□□□□□□□□	□□□□□□□□□□	□□□□□□□□□□	□□□□□□□□□□	□□□□□□□□□□						
3	256	SANDHU Manavjit Singh	IND	24	25	24	24	25	122		16	138	+1+3	FGR
		Final shots:		□□□□□□□□□□	□□□□□□□□□□	□□□□□□□□□□	□□□□□□□□□□	□□□□□□□□□□						
4	207	LING Edward	ENG	24	24	24	21	24	117		18	135		
		Final shots:		□□□□□□□□□□	□□□□□□□□□□	□□□□□□□□□□	□□□□□□□□□□	□□□□□□□□□□						
4	401	MCLEAN Ossie	SCO	23	23	24	23	23	116	+5+5+2	19	135		
		Final shots:		□□□□□□□□□□	□□□□□□□□□□	□□□□□□□□□□	□□□□□□□□□□	□□□□□□□□□□						
6	165	BIETZ Tye Warner	CAN	23	24	24	23	25	119		14	133		
		Final shots:		□□□□□□□□□□	□□□□□□□□□□	□□□□□□□□□□	□□□□□□□□□□	□□□□□□□□□□						
7	258	SINGH Mansher	IND	22	24	24	24	22	116	+5+5+1				
8	225	KABLE Glenn	FIJ	21	24	25	24	22	116	+4				
9	447	BIRKETT EVANS James	WAL	20	21	24	25	25	115					
10	121	DIAMOND Michael	AUS	24	25	22	21	23	115					
11	127	VELLA Adam Joseph	AUS	23	23	22	25	22	115					
12	362	SINCLAIR Allan	NZL	25	21	23	25	21	115					
13	419	LEE Wung Yew	SIN	23	22	24	22	23	114					
14	274	WALTON David Robert	IOM	21	24	21	23	24	113					
15	188	VASILEIOU Andreas	CYP	24	21	23	21	24	113					
16	450	WIXEY Michael	WAL	21	23	22	24	23	113					
17	202	DEAN Chris	ENG	20	23	23	23	23	112					
18	169	REYNOLDS Kirk	CAN	22	23	23	21	23	112					
19	306	YEOH Bernard Cheng Han	MAS	23	21	23	24	21	112					
20	317	PACE Francis	MLT	23	22	20	23	23	111					
21	384	CILLIERS Etienne Zacharias	RSA	24	24	20	21	22	111					
22	461	MORRISON Mervyn	NIR	23	21	24	22	21	111					
23	385	ELEFThERIOU Georgios	RSA	22	24	17	24	22	109					
24	402	REID Jonathon	SCO	19	23	21	21	23	107					
25	418	CHOO Choon Seng	SIN	21	23	22	21	20	107					
26	149	GREENIDGE Richard	BAR	22	24	21	22	18	107					
27	228	COWLES Kevin Charles John	GIB	20	23	22	20	21	106					
28	239	ROBERTS Stefan Lawrence	GUE	20	20	20	22	22	104					
29	301	CHEN Seong Fook	MAS	20	21	18	21	21	101					
30	313	CARDONA Stanley	MLT	22	17	17	22	22	100					
31	237	DEWE Nicholas John	GUE	21	19	19	19	20	98					
32	269	BOYLES Trevor Charles	IOM	19	21	21	21	16	98					
33	435	AUERBACH Robert John	TRI	16	20	23	17	20	96					





Results

CORRECTED

TUE 21 MAR 2006, Start Time 10:30

(Qualification) GR 124 MICHAEL Diamond AUS 31 JUL 2002 Manchester (ENG) (Final) FGR --

Rank	Bib No.	Name	CGA Code	Day 1		Day 2			Qualification		Final	Total	Final S-Off	Remarks				
				1	2	3	4	5	Total	S-Off								
34	229	MURPHY Harry	GIB	20	18	20	20	18								96		
35	462	BRADLEY Milton	NFI	18	17	20	19	19									93	
36	224	PITALUGA Saul	FAI	20	20	15	20	18									93	
37	177	EBANKS Thomas George	CAY	20	18	17	16	18									89	
38	226	SOMARU Errol	FIJ	21	20	17	14	16									88	
39	179	JACKSON Christopher Thomas	CAY	21	17	18	13	18									87	
40	223	MCLEOD Henry Donald Alexander	FAI	15	17	17	18	16									83	
41	347	TOGIAVALU Sione Belle	NIU	9	18	21	18	14									80	

Legend:

FGR - Final Games Record GR - Games Record S-Off - Shoot-off





SHOOTING

Men's Skeet

Final



Results

FRI 24 MAR 2006, Start Time 10:30

(Qualification)	(Final)
GR 122 NICOLAIDES Antonis CYP 3 AUG 2002 Manchester (ENG)	FGR 146 MILLER Clayton CAN 3 AUG 2002 Manchester (ENG)

Rank	Bib No.	Name	CGA Code	Day 1		Day 2			Qualification		Final	Total	Final S-Off	Remarks
				1	2	3	4	5	Total	S-Off				
1	182	ACHILLEOS George	CYP	24	24	25	25	25	123		25	148		GR/FGR
		Final shots:		████████████████	████████████████	████████████████	████████████████	████████████████						
2	118	BARTON Clive	AUS	24	24	25	25	25	123		24	147		GR
		Final shots:		████████████████	████████████████	████████████████	████████████████	████████████████						
3	167	MILLER Clayton Alexander	CAN	25	25	23	22	23	118		25	143		
		Final shots:		████████████████	████████████████	████████████████	██████████████	██████████████						
4	185	NIKOLAIDES Antonis	CYP	22	24	24	25	24	119		23	142		
		Final shots:		██████████████	██████████████	██████████████	██████████████	██████████████						
5	119	BARTON George	AUS	24	23	24	23	24	118		23	141		
		Final shots:		██████████████	██████████████	██████████████	██████████████	██████████████						
6	150	MASKELL Michael	BAR	23	23	22	25	24	117 +2		22	139		
		Final shots:		██████████████	██████████████	██████████████	██████████████	██████████████						
7	305	TEH Chee Fei	MAS	24	21	25	23	24	117 +1					
8	364	WILSON Paul	NZL	24	24	23	23	23	117 +1					
9	399	MARSDEN Ian	SCO	23	22	22	25	24	116					
10	358	DUFF Malcolm	NZL	22	23	23	25	23	116					
11	448	GROVE Tony	WAL	23	24	25	23	21	116					
12	446	ALLEN Malcolm	WAL	21	25	24	24	21	115					
13	376	INAM Khurram	PAK	20	21	24	23	25	113					
14	257	SANGHI Amit	IND	22	24	23	22	22	113					
15	170	TRINCI Joe	CAN	24	21	22	21	24	112					
16	403	THOMSON Mike	SCO	22	22	22	23	23	112					
17	252	BEDI Baba Prithviraj Singh	IND	20	25	22	23	22	112					
18	302	CHEONG Yew Kwan	MAS	22	23	22	22	22	111					
19	201	BRICKELL Richard	ENG	23	24	20	22	22	111					
20	271	CLAGUE David	IOM	23	24	21	21	22	111					
21	270	CATLIN Glenn	IOM	23	23	20	24	21	111					
22	294	JACK Guy	KEN	21	21	22	22	23	109					
23	200	BRAMLEY Clive	ENG	20	23	21	23	22	109					
24	435	AUERBACH Robert John	TRI	20	23	23	20	20	106					
25	178	HARRIS Robert	CAY	17	20	21	23	22	103					
26	180	McLEAN Edison	CAY	21	19	22	22	16	100					
27	221	CLEMENT Gary	FAI	10	17	14	14	17	72					
28	222	DENT Stephen	FAI	17	14	11	12	17	71					

Legend:

FGR - Final Games Record GR - Games Record S-Off - Shoot-off





Results

THU 23 MAR 2006, Start Time 9:00

(Qualification)

GR 578 BHAGWAT Anjali IND 2 AUG 2002 Manchester (ENG)

(Final)

FGR 678.0 BHAGWAT Anjali IND 2 AUG 2002 Manchester (ENG)

Rk	Bib No.	Name	CGA Code	Position	Series		Sub Total	Total	Remarks	
					1	2				
1	262	JUNG Anuja	IND	Prone	98	97	195			
					93	96	189			
					94	96	190	574		
					10.1	9.9	9.4	10.7	8.0	96.7
		Final shots:							670.7	
2	390	VAN REENEN Esmari	RSA	Prone	99	100	199			
					92	92	184			
					97	96	193	576		
					8.9	9.7	7.7	10.5	9.7	94.0
		Final shots:							670.0	
3	311	NUR SURYANI BINTI Mohamed	MAS	Prone	97	95	192			
					96	95	191			
					97	96	193	576		
					8.5	10.2	8.7	9.0	9.1	92.0
		Final shots:							668.0	
4	454	CORISH Sian	WAL	Prone	99	100	199			
					91	92	183			
					93	96	189	571		
					9.4	9.7	9.6	10.0	9.3	95.4
		Final shots:							666.4	
5	259	BHAGWAT Anjali Mandar	IND	Prone	98	95	193			
					94	94	188			
					93	96	189	570		
					10.2	9.4	8.5	9.5	9.6	96.3
		Final shots:							666.3	
6	312	NURUL HUDDA BINTI Baharin	MAS	Prone	95	97	192			
					91	92	183			
					96	96	192	567		
					9.6	10.2	10.2	9.3	9.0	98.3
		Final shots:							665.3	
7	216	MINETT Louise	ENG	Prone	99	96	195			
					90	96	186			
					95	94	189	570		
					10.1	10.7	8.4	8.1	7.1	10.7
		Final shots:							663.7	



Results

THU 23 MAR 2006, Start Time 9:00

(Qualification)

GR 578 BHAGWAT Anjali IND 2 AUG 2002 Manchester (ENG)

(Final)

FGR 678.0 BHAGWAT Anjali IND 2 AUG 2002 Manchester (ENG)

Rk	Bib No.	Name	CGA Code	Position	Series		Sub Total	Total	Remarks				
					1	2							
8	423	ZHANG Jingna	SIN	Prone	98	95	193						
				Standing	96	92	188						
				Kneeling	93	96	189	570					
				Final shots:	10.2	10.6	8.6	9.3	9.7	8.4	10.2	8.0	9.3
												662.4	
9	135	SMITH Susannah	AUS	Prone	96	96	192						
				Standing	95	91	186						
				Kneeling	94	95	189	567					
10	405	JACKSON Susan	SCO	Prone	98	98	196						
				Standing	91	88	179						
				Kneeling	96	95	191	566					
11	133	McCREADY Sue	AUS	Prone	96	97	193						
				Standing	92	92	184						
				Kneeling	93	95	188	565					
12	428	RAMANAYAKA Pushpamali I.	SRI	Prone	97	96	193						
				Standing	93	88	181						
				Kneeling	98	92	190	564					
13	368	JOHNSTON Sally	NZL	Prone	98	97	195						
				Standing	88	91	179						
				Kneeling	94	95	189	563					
14	217	SPICER Becky	ENG	Prone	100	98	198						
				Standing	91	94	185						
				Kneeling	89	91	180	563	A				
15	404	COLE-HAMILTON Emma	SCO	Prone	98	99	197						
				Standing	91	93	184						
				Kneeling	90	91	181	562					
16	366	GLASS Sheryl	NZL	Prone	100	97	197						
				Standing	87	94	181						
				Kneeling	88	94	182	560					
17	173	HAMULAS Cynthia	CAN	Prone	99	97	196						
				Standing	91	89	180						
				Kneeling	93	88	181	557					
18	453	CORISH Jennifer	WAL	Prone	100	98	198						
				Standing	81	91	172						
				Kneeling	93	92	185	555					
19	143	SULTANA Sabrina	BAN	Prone	98	95	193						
				Standing	86	88	174						
				Kneeling	97	91	188	555					



Results

THU 23 MAR 2006, Start Time 9:00

(Qualification)

GR 578 BHAGWAT Anjali IND 2 AUG 2002 Manchester (ENG)

(Final)

FGR 678.0 BHAGWAT Anjali IND 2 AUG 2002 Manchester (ENG)

Rk	Bib No.	Name	CGA Code	Position	Series		Sub Total	Total	Remarks
					1	2			
20	420	LIM Chea Rong	SIN	Prone	94	96	190		
				Standing	84	90	174		
				Kneeling	94	94	188	552	
21	171	CABRERA Diana	CAN	Prone	96	97	193		
				Standing	88	91	179		
				Kneeling	87	93	180	552	
22	378	KHAN Nazish	PAK	Prone	95	97	192		
				Standing	86	85	171		
				Kneeling	89	91	180	543	
23	377	FATIMA Urooj	PAK	Prone	96	97	193		
				Standing	83	85	168		
				Kneeling	86	89	175	536	

Legend:

FGR - Final Games Record GR - Games Record Rk - Rank

Note: A : Two points penalty , Rule 7.6.6.2.1.2.1.



Results

WED 22 MAR 2006, Start Time 13:00

GR	590 QUIGLEY Carrie	AUS	21 SEP 1998	Langkawi (MAS)
GR	590 UNNIKRISHNAN Roopa	IND	21 SEP 1998	Langkawi (MAS)

Rk	Bib No.	Name	CGA Code	Series						Total	Remarks
				1	2	3	4	5	6		
1	409	SHARP Sheena	SCO	99	98	99	97	95	98	586	
2	365	ETHERINGTON Juliet	NZL	98	98	98	96	97	98	585	
3	452	BREKKE Johanne	WAL	98	98	98	94	98	98	584	
4	405	JACKSON Susan	SCO	95	94	98	98	97	98	580	
5	311	NUR SURYANI BINTI Mohamed	MAS	98	96	97	98	95	96	580	
6	390	VAN REENEN Esmari	RSA	95	98	98	96	98	95	580	
7	264	LAKSHMI PRIYA Damaraju Vs	IND	96	97	97	96	96	97	579	
8	215	LEE Sharon	ENG	97	97	95	97	95	96	577	
9	369	MEAD Kathryn	NZL	97	98	97	97	93	95	577	
10	143	SULTANA Sabrina	BAN	98	96	97	99	93	94	577	
11	308	MARIANI BINTI Mohamad R.	MAS	97	96	96	95	94	98	576	
12	131	FRAZER Kim	AUS	95	96	98	96	93	98	576	
13	420	LIM Chea Rong	SIN	96	95	97	97	94	97	576	
14	261	DESHPANDE Deepali	IND	99	96	94	95	96	96	576	
15	456	DALLIMORE Ceri	WAL	97	93	97	96	99	94	576	
16	218	SPITTLES Helen	ENG	97	98	96	95	94	95	575	
17	276	CUBBON Suzanne	IOM	96	95	98	96	92	97	574	
18	171	CABRERA Diana	CAN	97	96	95	94	96	96	574	
19	342	AIKEN Louise Kathryn	NIR	96	94	94	95	97	96	572	
20	173	HAMULAS Cynthia	CAN	93	93	95	99	94	96	570	
21	135	SMITH Susannah	AUS	95	94	94	94	95	97	569	
22	278	WARD Lara	IOM	95	94	97	95	94	94	569	
23	377	FATIMA Urooj	PAK	93	94	94	95	96	94	566	
24	392	VLOK Marli	RSA	92	96	95	93	92	97	565	
25	428	RAMANAYAKA Pushpamali I.	SRI	96	92	92	95	94	95	564	
26	378	KHAN Nazish	PAK	91	94	92	91	92	97	557	
27	439	MUNGOMA Cleopatra	UGA	92	94	93	95	92	91	557	

Legend:

GR - Games Record Rk - Rank



Results

MON 20 MAR 2006, Start Time 9:00

(Qualification)

GR 398 BHAGWAT Anjali IND 1 AUG 2002 Manchester (ENG)

(Final)

FGR 500.8 BHAGWAT Anjali IND 1 AUG 2002 Manchester (ENG)

Rk	Bib No.	Name	CGA Code	Series				Total	Remarks						
				1	2	3	4								
1	267	SAWANT Tejaswini	IND	100	98	100	100	398	EGR						
		Final shots:		9.8	9.6	10.2	10.4	10.4	10.7	10.5	10.2	10.8	10.0	102.6	
														500.6	
2	268	SIDHU Avneet Kaur	IND	99	100	99	100	398	EGR						
		Final shots:		10.4	9.4	9.8	10.5	10.2	10.4	10.8	10.2	10.4	10.1	102.2	
														500.2	
3	422	YONG Yu Zhen Vanessa	SIN	99	100	99	99	397							
		Final shots:		10.0	10.5	10.7	10.3	10.1	10.8	10.2	10.0	9.9	10.4	102.9	
														499.9	
4	217	SPICER Becky	ENG	98	99	100	98	395							
		Final shots:		10.8	10.3	10.6	10.6	10.2	10.6	10.7	10.7	9.3	10.2	104.0	
														499.0	
5	133	McCREADY Sue	AUS	98	98	98	99	393							
		Final shots:		10.1	10.0	10.3	10.2	10.8	10.4	10.2	9.8	10.4	10.1	102.3	S-Off 10.8
														495.3	
6	172	FYFE Monica	CAN	98	96	97	100	391							
		Final shots:		10.5	10.7	10.7	9.6	10.7	10.7	10.4	10.3	10.2	10.5	104.3	S-Off 9.5
														495.3	
7	216	MINETT Louise	ENG	99	97	97	99	392							
		Final shots:		9.8	10.2	10.6	10.0	9.7	10.5	10.5	10.4	10.4	9.6	101.7	
														493.7	
8	231	MANASCO Heloise	GIB	96	98	99	99	392							
		Final shots:		9.1	10.3	10.3	10.3	10.4	10.8	9.8	10.3	10.2	10.1	101.6	
														493.6	
9	423	ZHANG Jingna	SIN	100	96	99	96	391							
10	139	AKTER Suraiya	BAN	99	97	96	98	390							
11	310	MUSLIFAH BINTI Zulkifli	MAS	98	97	98	97	390							
12	407	RUDD Heather	SCO	97	96	98	97	388							
13	366	GLASS Sheryl	NZL	95	98	99	96	388							
14	311	NUR SURYANI BINTI Mohamed	MAS	99	99	96	94	388							
15	404	COLE-HAMILTON Emma	SCO	97	96	98	96	387							
16	283	KOBAYASHI Dawn Marie	JAM	94	96	98	97	385							
17	138	AKHTER Sharmin	BAN	96	96	97	96	385							
18	191	THEOFANOUS Fanoula	CYP	97	93	97	97	384							
19	135	SMITH Susannah	AUS	94	99	97	94	384							



Results

MON 20 MAR 2006, Start Time 9:00

(Qualification)
GR 398 BHAGWAT Anjali IND 1 AUG 2002 Manchester (ENG)

(Final)
FGR 500.8 BHAGWAT Anjali IND 1 AUG 2002 Manchester (ENG)

Rk	Bib No.	Name	CGA Code	Series				Total	Remarks
				1	2	3	4		
20	454	CORISH Sian	WAL	96	95	96	96	383	
21	173	HAMULAS Cynthia	CAN	96	95	98	94	383	
22	377	FATIMA Urooj	PAK	96	93	97	96	382	
23	189	CONSTANTINOU Marilena	CYP	94	94	94	97	379	
24	428	RAMANAYAKA Pushpamali I.	SRI	95	95	93	95	378	
25	453	CORISH Jennifer	WAL	96	92	97	93	378	
26	378	KHAN Nazish	PAK	92	94	94	93	373	
27	334	ESUGO Evi	NGR	89	90	95	92	366	
28	338	UTHO Caroline	NGR	87	86	85	86	344	

Legend:

EGR - Equalled Games Record FGR - Final Games Record GR - Games Record Rk - Rank S-Off - Shoot-off



Results

TUE 21 MAR 2006, Start Time 9:00

(Qualification)				(Final)			
GR	587 YAUHLEUSKAYA Lalita	AUS	3 AUG 2002 Manchester (ENG)	FGR	--		

Rank	Bib No.	Name	CGA Code	Stage	Series			Sub Total	Total	Remarks					
					1	2	3								
1	116	YAUHLEUSKAYA Lalita	AUS	Precision	97	99	94	290							
				Rapid	98	98	96	292	582						
				Final shots:	10.7	10.4	10.2	10.1	9.9	10.1	10.1	10.0	9.3	9.2	
					10.4	10.1	10.0	9.8	9.4	10.4	10.3	10.0	9.8	9.3	199.5
											781.5	FGR			
2	160	EAGLES Kim	CAN	Precision	95	95	98	288							
				Rapid	96	96	93	285	573						
				Final shots:	10.6	10.3	10.1	10.0	9.9	10.6	10.2	10.1	9.6	9.6	
					10.4	10.2	10.0	9.9	9.7	10.7	10.2	9.9	9.8	9.2	201.0
											774.0				
3	112	McKENZIE Pamela	AUS	Precision	95	95	96	286							
				Rapid	98	95	93	286	572						
				Final shots:	10.5	10.1	10.0	9.8	8.7	10.5	10.4	10.1	10.0	9.7	
					10.7	10.6	10.6	10.5	10.1	10.6	10.6	10.1	9.4	7.3	200.3
											772.3				
4	247	RANA Sushma	IND	Precision	98	96	95	289							
				Rapid	95	95	94	284	573						
				Final shots:	10.3	10.3	10.1	9.3	7.6	10.8	10.7	10.5	10.4	9.9	
					10.1	10.0	9.7	9.5	9.4	10.6	10.1	10.0	9.9	9.7	198.9
											771.9				
5	300	NG Bibiana Pei Chin	MAS	Precision	94	95	94	283							
				Rapid	95	95	98	288	571						
				Final shots:	9.9	9.8	9.6	9.0	8.7	10.4	10.2	10.1	10.0	9.0	
					10.1	10.0	9.6	9.7	9.5	10.6	10.2	10.0	9.9	9.9	196.2
											767.2				
6	242	JHUTHU Saroja Kumari	IND	Precision	89	96	95	280							
				Rapid	95	97	96	288	568						
				Final shots:	10.5	10.4	10.3	9.9	8.9	10.9	10.4	9.3	9.2	7.5	
					10.4	10.1	10.1	9.3	8.9	10.5	10.1	9.9	9.8	9.4	195.8
											763.8				
7	352	LEES Jocelyn	NZL	Precision	97	94	97	288							
				Rapid	94	94	95	283	571						
				Final shots:	10.3	10.1	9.3	8.7	8.4	10.7	10.1	10.0	9.2	7.8	
					10.4	10.3	9.8	9.6	0.0	10.7	10.4	10.2	9.7	9.6	185.3
											756.3				
8	199	LYDALL Julia	ENG	Precision	95	96	92	283							
				Rapid	91	96	95	282	565						
				Final shots:	10.5	10.4	9.8	8.6	8.4	9.9	9.8	9.8	8.0	7.5	
					10.1	10.0	9.5	9.4	9.3	10.1	10.0	9.9	9.7	9.2	189.9
											754.9				



Results

TUE 21 MAR 2006, Start Time 9:00

(Qualification) GR 587 YAUHLEUSKAYA Lalita AUS 3 AUG 2002 Manchester (ENG) (Final) FGR --

Rank	Bib No.	Name	CGA Code	Stage	Series			Sub Total	Total	Remarks
					1	2	3			
9	159	CHAO Avianna	CAN	Precision	92	95	95	282	560	
				Rapid	92	93	93	278		
10	425	ABEYMANNA Ruwini	SRI	Precision	96	96	96	288	558	
				Rapid	88	91	91	270		
11	148	MAYNARD Michele	BAR	Precision	87	92	92	271	554	
				Rapid	96	95	92	283		
12	197	GEIKIE Georgina	ENG	Precision	92	90	92	274	552	
				Rapid	89	95	94	278		
13	427	WIJESURIYA Chandrika S.	SRI	Precision	95	89	90	274	549	
				Rapid	90	90	95	275		
14	350	BALD Andrea	NZL	Precision	91	95	84	270	547	
				Rapid	91	95	91	277		
15	298	CHEAH Joeseline Lee Yean	MAS	Precision	95	95	93	283	546	
				Rapid	82	90	91	263		
16	332	OLABODE Yetunde	NGR	Precision	93	91	89	273	526	
				Rapid	87	81	85	253		
17	325	GRUNDY Jac	NFI	Precision	81	88	87	256	508	
				Rapid	80	84	88	252		
18	374	MAQSOOD Mehwish	PAK	Precision	93	92	95	280	482	
				Rapid	55	58	89	202		
19	331	OGBOGBO Florence	NGR	Precision	83	92	91	266	474	
				Rapid	68	77	63	208		
20	327	REEVES Denise	NFI	Precision	74	82	86	242	468	
				Rapid	72	75	79	226		

Legend:

FGR - Final Games Record GR - Games Record



Results

THU 23 MAR 2006, Start Time 9:00

(Qualification)

GR 384 YAUHLEUSKAYA Lalita AUS 1 AUG 2002 Manchester (ENG)

(Final)

FGR 480.6 FORDER Annemarie AUS 19 SEP 1998 Langkawi (MAS)

Rk	Bib No.	Name	CGA Code	Series				Total	Remarks
				1	2	3	4		
1	116	YAUHLEUSKAYA Lalita	AUS	96	97	96	95	384	
	Final shots:	9.5 10.0 10.1 10.2 10.5 10.0		10.1	10.6	9.1	10.7	100.8	
								484.8	FGR
2	108	ASPANDIYAROVA Dina	AUS	97	96	98	95	386	
	Final shots:	10.3 9.6 9.4 8.5 10.8 9.7		10.2	9.8	10.1	9.9	98.3	
								484.3	GR
3	160	EAGLES Kim	CAN	96	94	95	97	382	
	Final shots:	7.9 10.6 9.2 8.5 8.5 9.7		9.8	10.9	10.6	9.9	95.6	
								477.6	
4	298	CHEAH Joseline Lee Yean	MAS	91	90	95	98	374	
	Final shots:	8.6 9.5 10.7 10.5 9.1 9.0		9.1	10.1	10.6	9.1	96.3	
								470.3	
5	250	SRAO Harveen	IND	93	90	94	97	374	
	Final shots:	8.9 9.6 9.5 10.1 9.7 10.5		9.0	9.6	10.2	9.0	96.1	
								470.1	
6	199	LYDALL Julia	ENG	98	94	96	90	378	
	Final shots:	8.7 9.2 9.7 10.4 9.9 9.1		9.1	9.6	8.0	8.3	92.0	
								470.0	
7	417	ZHAO Huijing	SIN	94	94	91	97	376	
	Final shots:	8.9 9.7 9.9 10.4 9.1 8.7		8.6	10.8	10.1	7.3	93.5	
								469.5	
8	181	PANTELI Erini	CYP	94	94	95	94	377	
	Final shots:	5.8 8.5 9.1 9.6 8.9 9.1		9.2	10.3	9.8	8.8	89.1	
								466.1	
9	300	NG Bibiana Pei Chin	MAS	98	94	91	91	374	
10	374	MAQSOOD Mehwish	PAK	94	91	95	92	372	
11	246	RANA Sonia	IND	94	95	90	92	371	
12	159	CHAO Avianna	CAN	92	97	88	92	369	
13	197	GEIKIE Georgina	ENG	96	94	92	87	369	
14	352	LEES Jocelyn	NZL	93	92	91	91	367	
15	425	ABEYMANN Ruwini	SRI	91	95	93	88	367	
16	332	OLABODE Yetunde	NGR	91	91	92	90	364	
17	433	BULLEN JONES Marsha	TRI	91	94	88	90	363	
18	148	MAYNARD Michele	BAR	89	89	90	90	358	
19	350	BALD Andrea	NZL	86	90	92	89	357	
20	331	OGBOGBO Florence	NGR	91	83	93	81	348	



Results

THU 23 MAR 2006, Start Time 9:00

(Qualification)

GR 384 YAUHLEUSKAYA Lalita AUS 1 AUG 2002 Manchester (ENG)

(Final)

FGR 480.6 FORDER Annemarie AUS 19 SEP 1998 Langkawi (MAS)

Rk	Bib No.	Name	CGA Code	Series				Total	Remarks
				1	2	3	4		
21	327	REEVES Denise	NFI	87	85	79	74	325	
22	325	GRUNDY Jac	NFI	81	83	74	76	314	

Legend:

FGR - Final Games Record GR - Games Record Rk - Rank









Results

CORRECTED

TUE 21 MAR 2006, Start Time 10:00

(Qualification)			(Final)		
GR	72 NORTH Anita	ENG 30 JUL 2002 Manchester (ENG)	FGR	--	

Rank	Bib No.	Name	CGA Code	Round			Qualification		Final	Total	Final S-Off	Remarks
				1	2	3	Total	S-Off				
1	386	SWANTON Diane	RSA	24	24	24	72		20	92	EGR/FGR	
		Final shots:										
2	315	MADYSON Rebecca	MLT	23	22	25	70		16	86		
		Final shots:										
3	168	NATTRASS Susan Marie	CAN	25	22	21	68		15	83 +2		
		Final shots:										
4	120	BAYNES Deserie	AUS	22	22	23	67		16	83 +1		
		Final shots:										
5	356	BORRELL Teresa	NZL	23	23	22	68		15	83 +0		
		Final shots:										
6	449	WIXEY Sarah	WAL	23	23	21	67		14	81		
		Final shots:										
7	400	MARSHALL Shona	SCO	19	23	22	64					
8	204	GODDARD Lesley	ENG	19	24	21	64					
9	166	MEYER Cynthia Barbara	CAN	20	21	22	63					
10	117	BALOGH Suzanne	AUS	21	20	21	62					
11	363	STANTON Nadine	NZL	22	16	21	59					
12	320	AHRENS Gaby Diana	NAM	12	16	17	45					

Legend:

EGR - Equalled Games Record FGR - Final Games Record GR - Games Record S-Off - Shoot-off



SHOOTING

Women's Double Trap

Qualification



Results

THU 23 MAR 2006, Start Time 12:00

GR 104 KERWOOD Charlotte ENG 1 AUG 2002 Manchester (ENG)

Rank	Bib No.	Name	CGA Code	Round			Qualification		Final	Total	Final S-Off	Remarks
				1	2	3	Total	S-Off				
1	205	KERWOOD Charlotte	ENG	34	37	35	106					GR
2	209	PARISH Rachel	ENG	33	34	34	101					
3	166	MEYER Cynthia Barbara	CAN	34	34	29	97	+2				
4	363	STANTON Nadine	NZL	33	34	30	97	+1				
5	168	NATTRASS Susan Marie	CAN	34	33	28	95					
6	117	BALOGH Suzanne	AUS	33	29	28	90					
7	126	TRINDALL Susan	AUS	28	30	31	89					
8	356	BORRELL Teresa	NZL	29	23	29	81					

Legend:

GR - Games Record S-Off - Shoot-off





Results**FRI 24 MAR 2006, Start Time 10:00****(Qualification)**

GR 71 OGILVIE Lauryn AUS 2 AUG 2002 Manchester (ENG)

(Final)FGR 93 OGILVIE Lauryn AUS 2 AUG 2002 Manchester (ENG)
FGR 93 RAHMAN Natalia AUS 2 AUG 2002 Manchester (ENG)

Rank	Bib No.	Name	CGA Code	Round			Qualification		Final	Total	Final S-Off	Remarks
				1	2	3	Total	S-Off				
1	184	ELEFThERIOU Andri	CYP	20	22	25	67		22	89	+2	
		Final shots:										
2	122	MARK Lauryn	AUS	21	23	24	68		21	89	+1	
		Final shots:										
3	206	LE GRELLA Pinky	ENG	24	22	23	69		20	89	+0+2	
		Final shots:										
4	124	RAHMAN Natalia	AUS	24	22	23	69		20	89	+0+1	
		Final shots:										
5	187	THEOPHANOUS Louiza	CYP	24	22	20	66		21	87		
		Final shots:										
6	254	RAO Arti Singh	IND	21	24	22	67		15	82		
		Final shots:										
7	208	LITTLE Elena	ENG	20	20	24	64					
8	357	DISCOMBE Erin	NZL	19	22	19	60					
9	360	HOVERD Melanie	NZL	18	18	18	54					

Legend:

FGR - Final Games Record GR - Games Record S-Off - Shoot-off

SHOOTING

Open Full Bore

Qualification

Results



THU 23 MAR 2006, Start Time 10:00, Stage 3

GR 404.62 CALVERT David NIR 30 JUL 2002 Manchester (ENG)

Rk	Bib No.	Name	CGA Code	Stage 1			Stage 2			Stage 3		Agg Stg 1	Agg Stg 2	Agg Stg 3	Total	Remarks
				300	500	600	300	500	600	900	1000					
1	107	SCOTT Bruce	AUS	35.06	35.05	35.07	50.06	50.06	50.08	74.12	74.10	105.18	150.20	148.22	403.60	
2	193	PATEL Parag	ENG	35.06	35.06	35.05	50.07	50.06	50.07	75.14	72.06	105.17	150.20	147.20	402.57	
3	106	CORBETT James	AUS	34.05	35.05	35.04	50.07	49.08	49.06	75.14	74.08	104.14	148.21	149.22	401.57	
4	296	ZAINAL ABIDIN BIN Md	MAS	35.05	35.04	34.03	50.05	49.09	49.07	74.13	75.05	104.12	148.21	149.18	401.51	
5	297	ZULKEFLEE BIN Hamsan	MAS	34.04	35.04	34.03	50.07	49.05	50.06	75.10	74.10	103.11	149.18	149.20	401.49	
6	380	HAYTER Robert	RSA	35.05	35.02	34.02	50.06	49.07	50.05	75.10	73.09	104.09	149.18	148.19	401.46	
7	379	du TOIT Johannes Gerhardus	RSA	35.05	34.03	35.05	50.06	50.07	48.05	75.09	72.12	104.13	148.18	147.21	399.52	
8	393	PEDEN Lindsay	SCO	34.03	35.06	35.06	49.05	49.06	48.05	75.10	74.09	104.15	146.16	149.19	399.50	
9	339	CALVERT David Peter	NIR	34.04	34.05	34.05	49.07	50.07	49.06	75.09	74.07	102.14	148.20	149.16	399.50	
10	157	PATON James	CAN	35.04	34.05	34.05	50.06	50.06	48.06	74.10	74.08	103.14	148.18	148.18	399.50	
11	235	JORY Peter Michael	GUE	35.05	35.05	35.05	50.09	48.03	50.05	74.10	72.08	105.15	148.17	146.18	399.50	
12	348	CARTER Brian	NZL	35.06	35.04	35.05	50.03	48.08	49.05	74.10	73.06	105.15	147.16	147.16	399.47	
13	234	JORY Adam Mathew	GUE	34.04	35.03	35.05	49.02	49.08	49.06	75.13	72.04	104.12	147.16	147.17	398.45	
14	280	RICKMAN David	JAM	34.06	34.03	35.04	50.04	50.08	48.05	75.09	72.06	103.13	148.17	147.15	398.45	
15	441	MORRIS Gareth	WAL	33.01	35.04	35.05	49.08	49.06	48.03	74.10	74.06	103.10	146.17	148.16	397.43	
16	394	SHAW Ian	SCO	34.05	33.02	32.02	50.10	50.07	49.06	74.10	74.11	99.09	149.23	148.21	396.53	
17	240	GOODLUCK Ransford	GUY	35.03	35.07	35.05	47.03	50.07	49.02	73.08	72.08	105.15	146.12	145.16	396.43	
18	340	MILLAR Martin Lindsay	NIR	33.03	34.04	34.02	50.06	50.04	49.07	73.10	73.06	101.09	149.17	146.16	396.42	
19	293	SEHMI Satiender Singh	KEN	35.05	34.00	35.01	48.06	49.06	49.04	74.09	72.06	104.06	146.16	146.15	396.37	
20	442	WOODWARD Alexander	WAL	34.02	33.05	34.06	49.04	49.06	49.04	74.10	73.09	101.13	147.14	147.19	395.46	
21	349	SNOWDEN John	NZL	34.03	35.05	33.02	48.05	50.07	50.01	74.11	71.05	102.10	148.13	145.16	395.39	
22	285	LE QUESNE David Robert	JER	33.02	34.01	34.04	49.05	49.06	49.05	73.08	72.05	101.07	147.16	145.13	393.36	
23	158	VAMPLEW Patrick	CAN	35.04	33.04	33.01	50.09	49.06	50.08	74.09	67.03	101.09	149.23	141.12	391.44	

SHOOTING

Open Full Bore

Qualification

Results



THU 23 MAR 2006, Start Time 10:00, Stage 3

GR 404.62 CALVERT David NIR 30 JUL 2002 Manchester (ENG)

Rk	Bib No.	Name	CGA Code	Stage 1			Stage 2			Stage 3		Agg Stg 1	Agg Stg 2	Agg Stg 3	Total	Remarks
				300	500	600	300	500	600	900	1000					
24	284	BENEST Richard Alexander	JER	33.03	34.05	35.05	46.04	49.04	49.07	74.09	71.05	102.13	144.15	145.14	391.42	
25	241	PERSAUD Mahendra	GUY	34.03	35.05	34.03	50.08	49.05	48.03	71.08	70.07	103.11	147.16	141.15	391.42	
26	192	BARNETT Glyn	ENG	35.04	35.05	30.03	49.06	48.05	50.06	73.09	70.07	100.12	147.17	143.16	390.45	
27	279	NELSON Denis John	JAM	34.02	33.03	33.02	49.05	50.06	45.03	74.08	69.05	100.07	144.14	143.13	387.34	
28	432	GOMEZ Norris	TRI	32.01	35.03	34.02	47.03	48.04	45.05	73.07	73.07	101.06	140.12	146.14	387.32	
29	431	AWONG Carl	TRI	33.04	34.01	34.02	45.03	49.06	49.06	72.07	69.05	101.07	143.15	141.12	385.34	
30	144	BRANCH Karl	BAR	34.03	34.03	33.04	49.03	44.03	44.03	72.08	65.04	101.10	137.09	137.12	375.31	
31	219	ALDRIDGE Kenneth	FAI	34.04	34.03	30.02	47.03	49.06	45.02	69.03	67.04	98.09	141.11	136.07	375.27	
32	145	KING Louis	BAR	31.00	31.02	34.04	46.03	47.02	43.03	72.04	70.04	96.06	136.08	142.08	374.22	
33	220	McCALLUM Christopher	FAI	30.01	33.03	34.03	47.05	43.04	46.03	69.03	69.06	97.07	136.12	138.09	371.28	
34	292	NDAMBUKI Simon Musyoki	KEN	34.02	32.03	33.04	46.02	44.02	43.02	64.06	71.04	99.09	133.06	135.10	367.25	
35	153	SIMONS Nelson Chesterfield	BER	32.04	31.01	33.03	47.03	47.02	43.01	67.05	64.02	96.08	137.06	131.07	364.21	
36	154	TROTT Stewart Harry Walter	BER	30.02	31.02	29.01	37.01	37.00	41.01	64.01	68.03	90.05	115.02	132.04	337.11	
37	101	JOSEPH Christopher Emanuel	ANT	31.00	30.03	29.03	41.01	40.01	37.00	62.01	62.01	90.06	118.02	124.02	332.10	
38	100	GOMES Ivor Jerome	ANT	23.01	29.00	29.02	35.01	37.00	30.00	49.00	56.04	81.03	102.01	105.04	288.08	

Legend:

Agg - Aggregate **GR** - Games Record **Rk** - Rank



Results

MON 20 MAR 2006, Start Time 9:00

GR 2300 CANADA (DION Michael, SORENSEN Wayne) CAN 22 AUG 1994 Victoria (CAN)

Rk	Bib No.	Name	CGA Code	Position	Series				Sub Total	Total	Remarks	
					1	2	3	4				
1		INDIA	IND	Prone	196	199	194	195	784			
				Standing	190	185	180	192	747			
				Kneeling	191	186	191	188	756			2287
	260	BINDRA Abhinav			Prone	99	99	95	97	390		
					Standing	93	92	89	94	368		
					Kneeling	97	96	97	96	386		
	265	NARANG Gagan			Prone	97	100	99	98	394		
					Standing	97	93	91	98	379		
					Kneeling	94	90	94	92	370		
2		AUSTRALIA	AUS	Prone	193	194	195	192	774			
				Standing	179	182	180	192	733			
				Kneeling	188	191	189	194	762			2269
	129	BURGE Ben			Prone	95	97	97	96	385		
					Standing	93	94	95	96	378		
					Kneeling	92	95	96	94	377		
	128	BROWN Michael			Prone	98	97	98	96	389		
					Standing	86	88	85	96	355		
					Kneeling	96	96	93	100	385		
3		ENGLAND	ENG	Prone	194	197	198	197	786			
				Standing	185	186	184	182	737			
				Kneeling	177	187	188	190	742			2265
	213	HECTOR Chris			Prone	99	97	98	99	393		
					Standing	91	95	97	90	373		
					Kneeling	86	94	96	94	370		
	212	BURRAGE Jason			Prone	95	100	100	98	393		
					Standing	94	91	87	92	364		
					Kneeling	91	93	92	96	372		



Results

MON 20 MAR 2006, Start Time 9:00

GR 2300 CANADA (DION Michael, SORENSEN Wayne) CAN 22 AUG 1994 Victoria (CAN)

Rk	Bib No.	Name	CGA Code	Position	Series				Sub Total	Total	Remarks		
					1	2	3	4					
4	SCOTLAND		SCO	Prone	193	197	197	196	783	2264			
				Standing	188	183	185	182	738				
				Kneeling	184	180	191	188	743				
	408 RUDD Graham			Prone	97	98	98	98	391			1138	
				Standing	93	93	96	91	373				
				Kneeling	93	92	95	94	374				
	410 SINCLAIR Martin			Prone	96	99	99	98	392			1126	
				Standing	95	90	89	91	365				
				Kneeling	91	88	96	94	369				
5	MALAYSIA		MAS	Prone	191	196	197	198	782	2254			
				Standing	180	185	180	179	724				
				Kneeling	191	188	185	184	748				
	307 AZLAN BIN Johari			Prone	95	97	98	99	389			1128	
				Standing	89	92	92	88	361				
				Kneeling	97	94	94	93	378				
	309 MOHD HAMELEAY BIN Abdul			Prone	96	99	99	99	393			1126	
				Standing	91	93	88	91	363				
				Kneeling	94	94	91	91	370				
6	NEW ZEALAND		NZL	Prone	195	193	196	191	775	2241			
				Standing	184	181	184	179	728				
				Kneeling	181	188	188	181	738				
	370 SLINN Dayle			Prone	99	97	97	94	387			1127	
				Standing	93	89	91	93	366				
				Kneeling	94	94	94	92	374				
	367 GRUMMITT David			Prone	96	96	99	97	388			1114	
				Standing	91	92	93	86	362				
				Kneeling	87	94	94	89	364				



Results

MON 20 MAR 2006, Start Time 9:00

GR 2300 CANADA (DION Michael, SORENSEN Wayne) CAN 22 AUG 1994 Victoria (CAN)

Rk	Bib No.	Name	CGA Code	Position	Series				Sub Total	Total	Remarks	
					1	2	3	4				
7	CANADA		CAN	Prone	195	193	189	191	768			
				Standing	180	180	181	182	723			
				Kneeling	191	185	183	184	743	2234		
	175 NIEFER Cory				Prone	97	98	93	94	382		
					Standing	92	91	90	93	366		
					Kneeling	97	90	92	92	371	1119	
	174 HOCKINGS Michael				Prone	98	95	96	97	386		
					Standing	88	89	91	89	357		
					Kneeling	94	95	91	92	372	1115	
8	WALES		WAL	Prone	196	196	192	192	776			
				Standing	180	184	176	183	723			
				Kneeling	178	189	181	185	733	2232		
	455 CROYDON John				Prone	100	99	97	96	392		
					Standing	93	89	88	91	361		
					Kneeling	89	94	92	93	368	1121	
	451 BLAKE Martyn				Prone	96	97	95	96	384		
					Standing	87	95	88	92	362		
					Kneeling	89	95	89	92	365	1111	
9	SAINT HELENA		SHE	Prone	173	184	183	182	722			
				Standing	150	152	153	143	598			
				Kneeling	174	167	169	167	677	1997		
	413 YON Mario James				Prone	89	94	91	92	366		
					Standing	72	79	80	68	299		
					Kneeling	85	87	87	83	342	1007	
	412 HENRY Simon Paul				Prone	84	90	92	90	356		
					Standing	78	73	73	75	299		
					Kneeling	89	80	82	84	335	990	



Results

MON 20 MAR 2006, Start Time 9:00

GR 2300 CANADA (DION Michael, SORENSEN Wayne) CAN 22 AUG 1994 Victoria (CAN)

Rk	Bib No.	Name	CGA Code	Position	Series				Sub Total	Total	Remarks
					1	2	3	4			
10		BARBADOS	BAR	Prone	94	96	95	94	379	1064	
				Standing	90	82	79	84	335		
				Kneeling	85	88	90	87	350		
152	BEST	Marlon		Prone	94	96	95	94	379	1064	
				Standing	90	82	79	84	335		
				Kneeling	85	88	90	87	350		
151	AUGUSTIN	Gerard		Prone							DNS
				Standing							
				Kneeling							

Legend:

DNS - Did Not Start GR - Games Record Rk - Rank



Results

SAT 18 MAR 2006, Start Time 11:00

GR	1189 SOUTH AFRICA (THIELE Michael, VAN RHYN Gavin)	RSA	14 SEP 1998 Kuala Lumpur (MAS)
EGR	1189 ENGLAND (BABB Michael, DAY Neil)	ENG	28 JUL 2002 Manchester (ENG)

Rk	Bib No.	Name	CGA Code	Series						Total	Remarks
				1	2	3	4	5	6		
1		ENGLAND	ENG	199	198	198	198	198	191	1182	
	211	BABB Mike		100	99	99	99	99	95	591	
	213	HECTOR Chris		99	99	99	99	99	96	591	
2		SCOTLAND	SCO	195	198	196	195	200	195	1179	
	411	STIRTON Neil		97	100	98	96	100	99	590	
	410	SINCLAIR Martin		98	98	98	99	100	96	589	
3		WALES	WAL	197	195	198	196	192	198	1176	
	458	PHELPS David		98	98	99	100	98	100	593	
	457	MORGAN Gruffudd		99	97	99	96	94	98	583	
4		AUSTRALIA	AUS	196	193	197	197	199	194	1176	
	134	POTENT Warren		97	99	98	99	100	98	591	
	130	CLIFTON David		99	94	99	98	99	96	585	
5		INDIA	IND	195	195	194	195	198	196	1173	
	263	KARMAKAR Joydeep		96	98	97	98	99	100	588	
	266	RAJPUT Sanjeev		99	97	97	97	99	96	585	
6		NEW ZEALAND	NZL	196	196	193	198	196	193	1172	
	371	TAYLOR Grant		99	96	95	99	98	99	586	
	372	TAYLOR Ryan		97	100	98	99	98	94	586	
7		SOUTH AFRICA	RSA	189	197	198	195	196	196	1171	
	391	van RHYN Gavin Shawn		93	98	99	99	100	97	586	
	389	SEMORE Martin		96	99	99	96	96	99	585	
8		NORTHERN IRELAND	NIR	191	196	194	195	195	197	1168	
	344	OGLE Clifford William Chesney		96	97	99	97	98	98	585	
	343	LEWIS Alan		95	99	95	98	97	99	583	
9		ISLE of MAN	IOM	195	196	195	193	193	192	1164	
	275	CREEVY Harry		96	99	98	96	97	96	582	
	277	GLOVER James Philip Winton		99	97	97	97	96	96	582	



Results

SAT 18 MAR 2006, Start Time 11:00

GR	1189 SOUTH AFRICA (THIELE Michael, VAN RHYN Gavin)	RSA	14 SEP 1998 Kuala Lumpur (MAS)
EGR	1189 ENGLAND (BABB Michael, DAY Neil)	ENG	28 JUL 2002 Manchester (ENG)

Rk	Bib No.	Name	CGA Code	Series						Total	Remarks
				1	2	3	4	5	6		
10		CANADA	CAN	191	194	192	197	193	196	1163	
	176	SAUER Johannes		97	99	97	100	96	98	587	
	175	NIEFER Cory		94	95	95	97	97	98	576	
11		MALAYSIA	MAS	195	196	193	190	194	195	1163	
	309	MOHD HAMELEAY BIN Abdul		100	98	97	95	97	97	584	
	307	AZLAN BIN Johari		95	98	96	95	97	98	579	
12		JERSEY	JER	195	193	196	196	193	190	1163	
	290	le COUILLARD Stephen John		100	99	100	98	96	96	589	
	289	de GRUCHY Kevin Brian		95	94	96	98	97	94	574	
13		TRINIDAD and TOBAGO	TRI	197	194	194	190	191	191	1157	
	436	BLUNT Curtis		97	97	98	97	97	94	580	
	437	SANKAR Takoor		100	97	96	93	94	97	577	
14		GIBRALTAR	GIB	195	186	191	193	194	192	1151	
	230	LUGNANI Adrian		97	94	97	95	98	97	578	
	233	PIRI Wayne		98	92	94	98	96	95	573	
15		BARBADOS	BAR	192	186	192	187	194	189	1140	
	152	BEST Marlon		95	95	98	98	97	91	574	
	151	AUGUSTIN Gerard		97	91	94	89	97	98	566	
16		BERMUDA	BER	183	186	184	186	183	183	1105	
	156	ROBERTS Ross Gladwin Eugene		96	98	94	96	90	93	567	
	155	RAYNER Sinclair Charles		87	88	90	90	93	90	538	
17		ANTIGUA and BARBUDA	ANT	185	185	184	173	181	187	1095	
	105	WINTER Stephans Theodore Alexis		94	93	93	88	92	95	555	
	104	AMBROSE Ivan Junior Desmond		91	92	91	85	89	92	540	
18		SAINT HELENA	SHE	184	181	181	180	184	185	1095	
	413	YON Mario James		92	92	91	86	94	93	548	
	412	HENRY Simon Paul		92	89	90	94	90	92	547	



Results

SAT 18 MAR 2006, Start Time 11:00

GR	1189 SOUTH AFRICA (THIELE Michael, VAN RHYN Gavin)	RSA 14 SEP 1998 Kuala Lumpur (MAS)
EGR	1189 ENGLAND (BABB Michael, DAY Neil)	ENG 28 JUL 2002 Manchester (ENG)

Rk	Bib No.	Name	CGA Code	Series						Total	Remarks
				1	2	3	4	5	6		
19		NIGERIA	NGR	184	182	187	182	173	169	1077	
	336	HAMAKIM Jonny		91	93	96	94	94	96	564	
	335	ESUGO Okposo		93	89	91	88	79	73	513	A

Legend:

EGR - Equalled Games Record **GR** - Games Record **Rk** - Rank

Note: A : 2 points penalty. Rule 7.6.6.4.2.



Results

FRI 17 MAR 2006, Start Time 9:00

GR 1184 INDIA (BINDRA Abhinav, AMBEKAR Sameer) IND 27 JUL 2002 Manchester (ENG)

Rk	Bib No.	Name	CGA Code	Series						Total	Remarks
				1	2	3	4	5	6		
1		INDIA	IND	197	198	199	198	198	199	1189	GR
	265	NARANG Gagan		100	100	99	100	99	100	598	
	260	BINDRA Abhinav		97	98	100	98	99	99	591	
2		BANGLADESH	BAN	198	196	199	193	197	198	1181	
	141	HOSSAIN KHAN Md Asif		99	100	100	98	98	99	594	
	142	SINGHA Anjan Kumer		99	96	99	95	99	99	587	
3		SINGAPORE	SIN	196	197	195	197	194	198	1177	
	424	ZHANG Jin		99	100	97	99	98	100	593	
	421	ONG Jun Hong		97	97	98	98	96	98	584	
4		ENGLAND	ENG	194	196	196	196	196	195	1173	
	213	HECTOR Chris		98	97	99	99	98	97	588	
	214	LACEY Chris		96	99	97	97	98	98	585	
5		MALAYSIA	MAS	193	194	197	195	195	196	1170	
	307	AZLAN BIN Johari		96	96	99	98	98	99	586	
	309	MOHD HAMELEAY BIN Abdul		97	98	98	97	97	97	584	
6		NEW ZEALAND	NZL	196	192	193	198	197	194	1170	
	370	SLINN Dayle		98	95	96	100	98	99	586	
	367	GRUMMITT David		98	97	97	98	99	95	584	
7		CANADA	CAN	189	195	197	192	190	196	1159	
	175	NIEFER Cory		97	97	99	96	97	99	585	
	174	HOCKINGS Michael		92	98	98	96	93	97	574	
8		SCOTLAND	SCO	189	193	193	197	194	193	1159	
	408	RUDD Graham		94	97	98	99	99	96	583	
	406	LAW Robin		95	96	95	98	95	97	576	
9		AUSTRALIA	AUS	192	194	192	193	194	192	1157	
	129	BURGE Ben		97	97	96	97	97	97	581	
	132	INABINET Matt		95	97	96	96	97	95	576	



Results

FRI 17 MAR 2006, Start Time 9:00

GR 1184 INDIA (BINDRA Abhinav, AMBEKAR Sameer) IND 27 JUL 2002 Manchester (ENG)

Rk	Bib No.	Name	CGA Code	Series						Total	Remarks
				1	2	3	4	5	6		
10		WALES	WAL	194	191	192	193	188	189	1147	
	451	BLAKE Martyn		98	96	94	97	96	97	578	
	455	CROYDON John		96	95	98	96	92	92	569	
11		BARBADOS	BAR	185	185	191	186	190	188	1125	
	151	AUGUSTIN Gerard		93	94	97	92	96	95	567	
	152	BEST Marlon		92	91	94	94	94	93	558	
12		NIGERIA	NGR	186	183	189	182	188	184	1112	
	335	ESUGO Okposo		94	93	95	93	95	89	559	
	333	ABOLARIN Sesan		92	90	94	89	93	95	553	
		JERSEY	JER								Guest Only
	291	TURNER David Jonathan									
		GIBRALTAR	GIB								Guest Only
	232	PERALTA Ernest									

Legend:

DSQ - Disqualified GR - Games Record Rk - Rank

SHOOTING

Men's 50m Pistol Pairs

Qualification



Results

FRI 17 MAR 2006, Start Time 9:00

GR 1106 AUSTRALIA (ADAMS Philip, SANDSTROM Bengt) AUS 25 JAN 1990 Auckland (NZL)

Rk	Bib No.	Name	CGA Code	Series						Total	Remarks
				1	2	3	4	5	6		
1		AUSTRALIA	AUS	177	180	177	183	186	183	1086	
	115	REPACHOLI Daniel		91	94	88	92	94	90	549	
	113	MOORE David		86	86	89	91	92	93	537	
2		INDIA	IND	182	180	176	178	180	186	1082	
	243	JUNG Samaresh		93	93	86	90	93	92	547	
	249	SINGH Vivek		89	87	90	88	87	94	535	
3		ENGLAND	ENG	180	180	182	180	183	173	1078	
	196	GAULT Mick		91	93	93	89	93	89	548	
	194	BAXTER Nick		89	87	89	91	90	84	530	
4		NAMIBIA	NAM	166	181	180	179	179	186	1071	
	319	SACK Friedhelm Ferdinand		83	90	93	95	92	94	547	
	318	MALHERBE Leon Andre		83	91	87	84	87	92	524	
5		SCOTLAND	SCO	176	175	171	176	177	180	1055	
	397	RITCHIE Alan		92	92	88	86	91	87	536	
	396	LEWIS David		84	83	83	90	86	93	519	
6		NEW ZEALAND	NZL	179	173	174	178	175	173	1052	
	355	YELAVICH Gregory		90	90	89	92	86	89	536	
	351	EARLE Alan		89	83	85	86	89	84	516	
7		CANADA	CAN	177	175	169	177	167	174	1039	
	163	MOVSHOVICH Yuri		89	88	85	89	88	89	528	
	164	ROCHON Jean		88	87	84	88	79	85	511	
8		SOUTH AFRICA	RSA	173	171	173	177	153	158	1005	
	383	VAN TONDER Daniel Francois		87	87	92	90	88	87	531	
	381	BEGG Godam Mohyedien		86	84	81	87	65	71	474	
9		NORFOLK ISLAND	NFI	170	173	154	167	157	159	980	
	321	CHECK Brian		88	90	80	90	85	81	514	
	322	COCK Graham		82	83	74	77	72	78	466	



Results

FRI 17 MAR 2006, Start Time 9:00

GR 1106 AUSTRALIA (ADAMS Philip, SANDSTROM Bengt) AUS 25 JAN 1990 Auckland (NZL)

Rk	Bib No.	Name	CGA Code	Series						Total	Remarks
				1	2	3	4	5	6		
		TRINIDAD & TOBAGO	TRI								Guest Only
	434	DANIEL Roger									
		WALES	WAL								Guest Only
	444	HARRIS Ian									

Legend:

DSQ - Disqualified GR - Games Record Rk - Rank





Results

CORRECTED

SUN 19 MAR 2006, Start Time 9:00, Day 1

GR AUSTRALIA (FAVELL Bruce, MURRAY Patrick) AUS Melbourne (AUS)

Rk	Bib No.	Name	CGA Code	Stage	Series			Sub Total	Total	Remarks	
					8	6	4				
1		INDIA	IND	Stage 1	194	187	190	571	1134 GR		
				Stage 2	190	189	184	563			
	244	KUMAR Vijay			Stage 1	98	94	98	290	571	
					Stage 2	95	95	91	281		
	251	TAMANG Pemba			Stage 1	96	93	92	281	563	
					Stage 2	95	94	93	282		
2		AUSTRALIA	AUS	Stage 1	191	187	179	557	1116		
				Stage 2	193	189	177	559			
	109	CHAPMAN David			Stage 1	97	95	90	282	568	
					Stage 2	97	98	91	286		
	111	FAVELL Bruce			Stage 1	94	92	89	275	548	
					Stage 2	96	91	86	273		
3		CANADA	CAN	Stage 1	189	190	171	550	1111		
				Stage 2	192	190	179	561			
	161	IGOROV Metodi			Stage 1	96	95	87	278	558	
					Stage 2	95	95	90	280		
	163	MOVSHOVICH Yuri			Stage 1	93	95	84	272	553	
					Stage 2	97	95	89	281		
4		NEW ZEALAND	NZL	Stage 1	195	186	168	549	1101		
				Stage 2	190	184	178	552			
	353	WAKELING Jason			Stage 1	97	95	86	278	555	
					Stage 2	95	94	88	277		
	351	EARLE Alan			Stage 1	98	91	82	271	546	
					Stage 2	95	90	90	275		
5		SOUTH AFRICA	RSA	Stage 1	195	183	167	545	1089		
				Stage 2	190	180	174	544			
	382	McDONALD Allan Stuart			Stage 1	96	93	87	276	559	
					Stage 2	98	95	90	283		
	383	VAN TONDER Daniel Francois			Stage 1	99	90	80	269	530	
					Stage 2	92	85	84	261		



SHOOTING

Men's 25m Rapid Fire Pistol Pairs

Qualification



Results

CORRECTED

SUN 19 MAR 2006, Start Time 9:00, Day 1

GR AUSTRALIA (FAVELL Bruce, MURRAY Patrick) AUS Melbourne (AUS)

Rk	Bib No.	Name	CGA Code	Stage	Series			Sub Total	Total	Remarks
					8	6	4			
6		NORFOLK ISLAND	NFI	Stage 1	150	142	123	415		
				Stage 2	164	143	102	409	824	
	321	CHECK Brian		Stage 1	85	82	71	238		
				Stage 2	87	80	61	228	466	
	326	LOCK Graham		Stage 1	65	60	52	177		
				Stage 2	77	63	41	181	358	

Legend:

GR - Games Record Rk - Rank





Results

SAT 18 MAR 2006, Start Time 13:30

GR 1130 INDIA (RANA Jaspal, JUNG Samaresh) IND 29 JUL 2002 Manchester (ENG)

Rk	Bib No.	Name	CGA Code	Stage	Series		Sub Total	Total	Remarks		
					1	2					
1	INDIA		IND	150 Sec	192	195	387	1139 GR			
				20 Sec	191	190	381				
				10 Sec	187	184	371				
				245 PANDIT Ronak	150 Sec	97	97			194	574
				20 Sec	98	96	194				
				10 Sec	94	92	186				
				243 JUNG Samaresh	150 Sec	95	98			193	565
					20 Sec	93	94			187	
					10 Sec	93	92			185	
2	AUSTRALIA		AUS	150 Sec	192	194	386	1112			
				20 Sec	176	188	364				
				10 Sec	182	180	362				
				114 QUICK Bruce	150 Sec	98	97			195	569
				20 Sec	95	95	190				
				10 Sec	91	93	184				
				113 MOORE David	150 Sec	94	97			191	543
					20 Sec	81	93			174	
					10 Sec	91	87			178	
3	SOUTH AFRICA		RSA	150 Sec	190	187	377	1106			
				20 Sec	186	188	374				
				10 Sec	173	182	355				
				383 VAN TONDER Daniel Francois	150 Sec	96	96			192	559
				20 Sec	89	93	182				
				10 Sec	91	94	185				
				382 McDONALD Allan Stuart	150 Sec	94	91			185	547
					20 Sec	97	95			192	
					10 Sec	82	88			170	



Results

SAT 18 MAR 2006, Start Time 13:30

GR 1130 INDIA (RANA Jaspal, JUNG Samaresh) IND 29 JUL 2002 Manchester (ENG)

Rk	Bib No.	Name	CGA Code	Stage	Series		Sub Total	Total	Remarks	
					1	2				
4		CANADA	CAN	150 Sec	190	190	380	1105		
				20 Sec	180	188	368			
				10 Sec	178	179	357			
	162	ILLINGWORTH Scott			150 Sec	94	97	191	555	
					20 Sec	86	96	182		
					10 Sec	92	90	182		
	164	ROCHON Jean			150 Sec	96	93	189	550	
					20 Sec	94	92	186		
					10 Sec	86	89	175		
	5		ENGLAND	ENG	150 Sec	191	190	381	1091	
					20 Sec	183	183	366		
					10 Sec	168	176	344		
196		GAULT Mick			150 Sec	96	99	195	563	
					20 Sec	95	91	186		
					10 Sec	90	92	182		
198		LUCAS Simon			150 Sec	95	91	186	528	
					20 Sec	88	92	180		
					10 Sec	78	84	162		
6			NEW ZEALAND	NZL	150 Sec	185	184	369	1091	
					20 Sec	185	193	378		
					10 Sec	179	165	344		
	351	EARLE Alan			150 Sec	94	93	187	547	
					20 Sec	92	97	189		
					10 Sec	85	86	171		
	353	WAKELING Jason			150 Sec	91	91	182	544	
					20 Sec	93	96	189		
					10 Sec	94	79	173		



Results

SAT 18 MAR 2006, Start Time 13:30

GR 1130 INDIA (RANA Jaspal, JUNG Samaresh) IND 29 JUL 2002 Manchester (ENG)

Rk	Bib No.	Name	CGA Code	Stage	Series		Sub Total	Total	Remarks								
					1	2											
7	PAKISTAN	PAK	150 Sec	196	187	383	1089										
				20 Sec	185	186				371							
				10 Sec	169	166				335							
				375 TABBASUM Mar-I Maqbool	150 Sec	99				94	193	551					
					20 Sec	93				93	186						
					10 Sec	89				83	172						
				373 ALI Irshad	150 Sec	97				93	190	538					
					20 Sec	92				93	185						
					10 Sec	80				83	163						
				8	BARBADOS	BAR				150 Sec	187	191	378	1086			
											20 Sec	184	180				364
											10 Sec	164	180				344
146 BENSKIN Junior	150 Sec	94	95				189	546									
	20 Sec	90	91				181										
	10 Sec	82	94				176										
147 FOSTER Chester	150 Sec	93	96				189	540									
	20 Sec	94	89				183										
	10 Sec	82	86				168										
9	NAMIBIA	NAM	150 Sec				190	194	384		1081						
							20 Sec	180	172								352
							10 Sec	166	179								345
				319 SACK Friedhelm Ferdinand	150 Sec	97	96	193	549								
					20 Sec	92	91	183									
					10 Sec	83	90	173									
				318 MALHERBE Leon Andre	150 Sec	93	98	191	532								
					20 Sec	88	81	169									
					10 Sec	83	89	172									



Results

SAT 18 MAR 2006, Start Time 13:30

GR 1130 INDIA (RANA Jaspal, JUNG Samaresh) IND 29 JUL 2002 Manchester (ENG)

Rk	Bib No.	Name	CGA Code	Stage	Series		Sub Total	Total	Remarks	
					1	2				
10		WALES	WAL	150 Sec	189	190	379	1075		
				20 Sec	177	188	365			
				10 Sec	166	165	331			
	445	PENGELLY Stephen			150 Sec	94	96	190	541	
					20 Sec	89	91	180		
					10 Sec	90	81	171		
	443	GREEN Alan			150 Sec	95	94	189	534	
					20 Sec	88	97	185		
					10 Sec	76	84	160		
11		JERSEY	JER	150 Sec	184	186	370	1070		
				20 Sec	183	179	362			
				10 Sec	173	165	338			
	288	WARD David Leslie			150 Sec	94	94	188	539	
					20 Sec	89	91	180		
					10 Sec	87	84	171		
	286	HILL Marcus James			150 Sec	90	92	182	531	
					20 Sec	94	88	182		
					10 Sec	86	81	167		
12		NORFOLK ISLAND	NFI	150 Sec	164	172	336	960		
				20 Sec	167	148	315			
				10 Sec	146	163	309			
	328	RYAN Stephen			150 Sec	82	88	170	497	
					20 Sec	86	87	173		
					10 Sec	76	78	154		
	323	COULTER Kevin			150 Sec	82	84	166	463	
					20 Sec	81	61	142		
					10 Sec	70	85	155		



Results

SAT 18 MAR 2006, Start Time 13:30

GR 1130 INDIA (RANA Jaspal, JUNG Samaresh) IND 29 JUL 2002 Manchester (ENG)

Rk	Bib No.	Name	CGA Code	Stage	Series		Sub Total	Total	Remarks
					1	2			
13		NIGERIA	NGR	150 Sec	170	181	351	948	
				20 Sec	149	172	321		
				10 Sec	157	119	276		
329	ADOYI Elaochi			150 Sec	81	88	169	474	
				20 Sec	71	87	158		
				10 Sec	75	72	147		
337	USAINI Abdullahi			150 Sec	89	93	182	474	
				20 Sec	78	85	163		
				10 Sec	82	47	129		
14	ANTIGUA and BARBUDA		ANT	150 Sec	151	152	303	880	
				20 Sec	146	153	299		
				10 Sec	140	138	278		
102	MEADE Vernon Anthony			150 Sec	85	83	168	458	
				20 Sec	73	75	148		
				10 Sec	68	74	142		
103	THEODORE Frank Alva			150 Sec	66	69	135	422	
				20 Sec	73	78	151		
				10 Sec	72	64	136		
		GIBRALTAR	GIB	150 Sec				Guest Only	
				20 Sec					
				10 Sec					
227	BOULTON Mark			150 Sec					
				20 Sec					
				10 Sec					
		NORTHERN IRELAND	NIR	150 Sec				Guest Only	
				20 Sec					
				10 Sec					
341	STEWART Hugh Duncan			150 Sec					
				20 Sec					
				10 Sec					



Results

SAT 18 MAR 2006, Start Time 13:30

GR 1130 INDIA (RANA Jaspal, JUNG Samaresh) IND 29 JUL 2002 Manchester (ENG)

Rk	Bib No.	Name	CGA Code	Stage	Series		Sub Total	Total	Remarks
					1	2			
		SCOTLAND	SCO	150 Sec					
				20 Sec					
				10 Sec					Guest Only
	395	CARROLL Bob		150 Sec					
				20 Sec					
				10 Sec					

Legend:

DNS - Did Not Start **GR** - Games Record **Rk** - Rank



Results

MON 20 MAR 2006, Start Time 9:00

GR 1168 INDIA (RANA Jaspal, PANDIT Ashok) IND 21 AUG 1994 Victoria (CAN)

Rk	Bib No.	Name	CGA Code	Stage	Series			Sub Total	Total	Remarks	
					1	2	3				
1		INDIA	IND	Precision	191	192	192	575			
				Rapid	194	191	190	575			1150
	243	JUNG Samaresh			Precision	97	94	99	290		
					Rapid	97	96	94	287		
	248	RANA Jaspal			Precision	94	98	93	285		
					Rapid	97	95	96	288		
2		ENGLAND	ENG	Precision	193	187	192	572			
				Rapid	189	188	189	566			1138
	195	FLIPPANT Peter			Precision	99	95	98	292		
					Rapid	98	93	96	287		
	198	LUCAS Simon			Precision	94	92	94	280		
					Rapid	91	95	93	279		
3		SOUTH AFRICA	RSA	Precision	188	188	190	566			
				Rapid	187	193	189	569			1135
	383	VAN TONDER Daniel Francois			Precision	92	95	95	282		
					Rapid	95	100	95	290		
	382	McDONALD Allan Stuart			Precision	96	93	95	284		
					Rapid	92	93	94	279		
4		CANADA	CAN	Precision	190	187	192	569			
				Rapid	193	180	190	563			1132
	164	ROCHON Jean			Precision	95	95	99	289		
					Rapid	97	96	94	287		
	161	IGOROV Metodi			Precision	95	92	93	280		
					Rapid	96	84	96	276		
5		NEW ZEALAND	NZL	Precision	188	187	190	565			
				Rapid	185	196	186	567			1132
	355	YELAVICH Gregory			Precision	96	95	97	288		
					Rapid	89	98	96	283		
	353	WAKELING Jason			Precision	92	92	93	277		
					Rapid	96	98	90	284		



Results

MON 20 MAR 2006, Start Time 9:00

GR 1168 INDIA (RANA Jaspal, PANDIT Ashok) IND 21 AUG 1994 Victoria (CAN)

Rk	Bib No.	Name	CGA Code	Stage	Series			Sub Total	Total	Remarks	
					1	2	3				
6		PAKISTAN	PAK	Precision	192	189	192	573	1130		
				Rapid	183	186	188	557			
	373	ALI Irshad			Precision	98	95	96	289	566	
					Rapid	91	94	92	277		
	375	TABBASUM Mar-I Maqbool			Precision	94	94	96	284	564	
					Rapid	92	92	96	280		
7		AUSTRALIA	AUS	Precision	182	189	189	560	1125		
				Rapid	187	185	193	565			
	113	MOORE David			Precision	94	99	96	289	570	
					Rapid	93	93	95	281		
	110	DOWLING Bob			Precision	88	90	93	271	555	
					Rapid	94	92	98	284		
8		BARBADOS	BAR	Precision	186	190	184	560	1109		
				Rapid	177	182	190	549			
	147	FOSTER Chester			Precision	93	96	92	281	558	
					Rapid	90	93	94	277		
	146	BENSKIN Junior			Precision	93	94	92	279	551	
					Rapid	87	89	96	272		
9		WALES	WAL	Precision	187	188	183	558	1102		
				Rapid	180	176	188	544			
	445	PENGELLY Stephen			Precision	93	94	94	281	555	
					Rapid	88	94	92	274		
	443	GREEN Alan			Precision	94	94	89	277	547	
					Rapid	92	82	96	270		
10		NAMIBIA	NAM	Precision	183	192	188	563	1092		
				Rapid	173	174	182	529			
	319	SACK Friedhelm Ferdinand			Precision	93	97	94	284	547	
					Rapid	84	86	93	263		
	318	MALHERBE Leon Andre			Precision	90	95	94	279	545	
					Rapid	89	88	89	266		



Results

MON 20 MAR 2006, Start Time 9:00

GR 1168 INDIA (RANA Jaspal, PANDIT Ashok) IND 21 AUG 1994 Victoria (CAN)

Rk	Bib No.	Name	CGA Code	Stage	Series			Sub Total	Total	Remarks	
					1	2	3				
11		NIGERIA	NGR	Precision	174	174	177	525	1022		
				Rapid	157	169	171	497			
				337 USAINI Abdullahi	Precision	93	88	84			265
					Rapid	83	84	86			253
				329 ADOYI Elaochi	Precision	81	86	93			260
					Rapid	74	85	85			244
12		NORFOLK ISLAND	NFI	Precision	170	169	168	507	1011		
				Rapid	169	154	181	504			
				324 GLENNY Andrew	Precision	88	90	79			257
					Rapid	87	79	92			258
				322 COCK Graham	Precision	82	79	89			250
					Rapid	82	75	89			246

Legend:

GR - Games Record Rk - Rank



Results

SAT 18 MAR 2006, Start Time 9:00

GR 1145 ENGLAND (GAULT Michael, BAXTER Nicholas) ENG 16 SEP 2002 Manchester (ENG)

Rk	Bib No.	Name	CGA Code	Series						Total	Remarks
				1	2	3	4	5	6		
1		INDIA	IND	194	191	190	195	190	194	1154	GR
	243	JUNG Samaresh		98	95	96	98	94	97	578	
	249	SINGH Vivek		96	96	94	97	96	97	576	
2		ENGLAND	ENG	194	194	191	194	190	189	1152	
	196	GAULT Mick		98	96	97	99	96	97	583	
	194	BAXTER Nick		96	98	94	95	94	92	569	
3		AUSTRALIA	AUS	194	193	190	192	187	188	1144	
	115	REPACHOLI Daniel		96	97	98	97	92	96	576	
	113	MOORE David		98	96	92	95	95	92	568	
4		SINGAPORE	SIN	191	191	193	190	187	189	1141	
	415	POH Lip Meng		96	97	98	95	95	94	575	
	416	SOO Kwok Seng		95	94	95	95	92	95	566	
5		SOUTH AFRICA	RSA	185	188	189	188	192	191	1133	
	383	VAN TONDER Daniel Francois		94	96	95	96	95	95	571	
	382	McDONALD Allan Stuart		91	92	94	92	97	96	562	
6		CANADA	CAN	188	190	187	192	189	187	1133	
	163	MOVSHOVICH Yuri		95	96	93	94	94	96	568	
	162	ILLINGWORTH Scott		93	94	94	98	95	91	565	
7		NEW ZEALAND	NZL	190	187	193	189	188	184	1131	
	355	YELAVICH Gregory		96	95	97	94	95	92	569	
	354	WANG Yang		94	92	96	95	93	92	562	
8		SCOTLAND	SCO	188	188	184	188	190	190	1128	
	397	RITCHIE Alan		93	94	94	94	99	94	568	
	396	LEWIS David		95	94	90	94	91	96	560	
9		BARBADOS	BAR	186	185	187	186	188	186	1118	
	147	FOSTER Chester		94	93	94	94	96	94	565	
	146	BENSKIN Junior		92	92	93	92	92	92	553	



Results

SAT 18 MAR 2006, Start Time 9:00

GR 1145 ENGLAND (GAULT Michael, BAXTER Nicholas) ENG 16 SEP 2002 Manchester (ENG)

Rk	Bib No.	Name	CGA Code	Series						Total	Remarks
				1	2	3	4	5	6		
10		NAMIBIA	NAM	185	186	186	189	187	184	1117	
	319	SACK Friedhelm Ferdinand		94	94	92	94	92	94	560	
	318	MALHERBE Leon Andre		91	92	94	95	95	90	557	
11		BANGLADESH	BAN	182	180	184	186	188	185	1105	
	137	RAHMAN M Taufiqur		91	90	91	95	95	91	553	
	136	KUMAR SINGHA Sree Mohendra		91	90	93	91	93	94	552	
12		WALES	WAL	189	178	182	185	180	187	1101	
	444	HARRIS Ian		94	90	92	92	89	94	551	
	443	GREEN Alan		95	88	90	93	91	93	550	
13		JERSEY	JER	180	182	187	186	181	185	1101	
	287	QUENAULT Michael Charles		91	91	96	95	92	91	556	
	288	WARD David Leslie		89	91	91	91	89	94	545	
14		JAMAICA	JAM	184	181	178	183	177	187	1090	
	282	BROWN Ronald		97	92	89	94	88	97	557	
	281	BLAKE Warren		87	89	89	89	89	90	533	
15		NORFOLK ISLAND	NFI	169	178	173	172	177	178	1047	
	323	COULTER Kevin		88	88	86	86	88	90	526	
	326	LOCK Graham		81	90	87	86	89	88	521	
16		NIGERIA	NGR	176	173	175	185	165	164	1038	
	329	ADOYI Elaochi		88	91	90	94	89	89	541	
	330	EFFIONG Samuel		88	82	85	91	76	75	497	A
17		PAKISTAN	PAK								DNS
	373	ALI Irshad									
	375	TABBASUM Mar-I Maqbool									
		NORTHERN IRELAND	NIR								DNS
	341	STEWART Hugh Duncan									



Results

SAT 18 MAR 2006, Start Time 9:00

GR 1145 ENGLAND (GAULT Michael, BAXTER Nicholas) ENG 16 SEP 2002 Manchester (ENG)

Rk	Bib No.	Name	CGA Code	Series						Total	Remarks
				1	2	3	4	5	6		

		TRINIDAD & TOBAGO	TRI							DNS	
		434 DANIEL Roger									

Legend:

DNS - Did Not Start GR - Games Record Rk - Rank

Note: A : Rules 8.4.3.1.1 8.4.3.1.1.2.1.





SHOOTING

Men's Trap Pairs

Qualification



Results

FRI 17 MAR 2006, Start Time 10:00

GR 192 INDIA (SINGH Mansher, SINGH Manavjit) IND 12 AUG 1998 Kuala Lumpur (MAS)

Rank	Bib No.	Name	CGA Code	Rounds				Total	Remarks
				1	2	3	4		
1		AUSTRALIA	AUS	44	49	49	47	189	
	121	DIAMOND Michael		22	25	25	23	95	
	127	VELLA Adam Joseph		22	24	24	24	94	
2		CANADA	CAN	45	47	45	48	185	
	165	BIETZ Tye Warner		24	23	24	25	96	
	169	REYNOLDS Kirk		21	24	21	23	89	
3		ISLE of MAN	IOM	42	47	47	47	183	
	269	BOYLES Trevor Charles		22	24	23	23	92	
	274	WALTON David Robert		20	23	24	24	91	
4		INDIA	IND	48	45	44	46	183	
	256	SANDHU Manavjit Singh		25	23	22	23	93	
	258	SINGH Mansher		23	22	22	23	90	
5		SINGAPORE	SIN	47	46	45	44	182	
	418	CHOO Choon Seng		23	24	22	22	91	
	419	LEE Wung Yew		24	22	23	22	91	
6		WALES	WAL	45	45	44	45	179	
	450	WIXEY Michael		24	23	22	22	91	
	447	BIRKETT EVANS James		21	22	22	23	88	
7		ENGLAND	ENG	45	44	44	43	176	
	202	DEAN Chris		23	22	23	20	88	
	207	LING Edward		22	22	21	23	88	
8		SOUTH AFRICA	RSA	41	46	43	45	175	
	384	CILLIERS Etienne Zacharias		19	23	24	22	88	
	385	ELEFTHERIOU Georgios		22	23	19	23	87	
9		NEW ZEALAND	NZL	43	41	43	46	173	
	362	SINCLAIR Allan		21	21	23	22	87	
	359	EDE Graeme		22	20	20	24	86	



Results

FRI 17 MAR 2006, Start Time 10:00

GR 192 INDIA (SINGH Mansher, SINGH Manavijt) IND 12 AUG 1998 Kuala Lumpur (MAS)

Rank	Bib No.	Name	CGA Code	Rounds				Total	Remarks
				1	2	3	4		
10		NORTHERN IRELAND	NIR	42	41	41	45	169	
	461	MORRISON Mervyn		20	23	20	23	86	
	460	BEATTIE David John		22	18	21	22	83	
11		SCOTLAND	SCO	42	44	39	44	169	
	401	MCLEAN Ossie		22	23	19	23	87	
	402	REID Jonathon		20	21	20	21	82	
12		MALAYSIA	MAS	45	40	37	45	167	
	306	YEOH Bernard Cheng Han		23	20	22	23	88	
	301	CHEN Seong Fook		22	20	15	22	79	
13		MALTA	MLT	44	43	41	38	166	
	313	CARDONA Stanley		21	24	20	18	83	
	317	PACE Francis		23	19	21	20	83	
14		GUERNSEY	GUE	41	40	41	41	163	
	239	ROBERTS Stefan Lawrence		21	23	21	19	84	
	237	DEWE Nicholas John		20	17	20	22	79	
15		GIBRALTAR	GIB	42	38	38	37	155	
	228	COWLES Kevin Charles John		20	21	21	19	81	
	229	MURPHY Harry		22	17	17	18	74	
16		FIJI	FIJ	38	33	43	35	149	
	225	KABLE Glenn		23	24	25	23	95	
	226	SOMARU Errol		15	9	18	12	54	
17		FALKLAND ISLANDS	FAI	34	41	39	30	144	
	224	PITALUGA Saul		16	25	19	17	77	
	223	MCLEOD Henry Donald Alexander		18	16	20	13	67	
18		CAYMAN ISLANDS	CAY	32	30	38	34	134	
	179	JACKSON Christopher Thomas		18	17	21	20	76	
	177	EBANKS Thomas George		14	13	17	14	58	



Results

FRI 17 MAR 2006, Start Time 10:00

GR 192 INDIA (SINGH Mansher, SINGH Manavijt) IND 12 AUG 1998 Kuala Lumpur (MAS)

Rank	Bib No.	Name	CGA Code	Rounds				Total	Remarks
				1	2	3	4		
19		CYPRUS	CYP	23	24	21	24	92	
	188	VASILEIOU Andreas		23	24	21	24	92	
20		BARBADOS	BAR	25	23	19	21	88	
	149	GREENIDGE Richard		25	23	19	21	88	
21		NORFOLK ISLAND	NFI	19	21	17	16	73	
	462	BRADLEY Milton		19	21	17	16	73	
22		TRINIDAD & TOBAGO	TRI	20	17	18	15	70	
	435	AUERBACH Robert John		20	17	18	15	70	
23		NIUE	NIU					0	
	345	TALAGI San Juan Isaia							DNS
	347	TOGIAVALU Sione Belle							DNS

Legend:

DNS - Did Not Start GR - Games Record



Results

CORRECTED

SUN 19 MAR 2006, Start Time 10:00

GR 184 INDIA (MORAAD Ali Khan, SINGH Rajyavardhan) IND 28 JUL 2002 Manchester (ENG)

Rank	Bib No.	Name	CGA Code	Round		Total	Remarks
				1	2		
1		AUSTRALIA	AUS	93	93	186	GR
	123	MARK Russell		47	46	93	
	125	TREMBATH Craig William		46	47	93	
2		INDIA	IND	91	88	179	
	253	BHATNAGAR Vikram		46	44	90	
	255	RATHORE Rajyavardhan Singh		45	44	89	
3		ENGLAND	ENG	92	84	176	
	203	FAULDS Richard		45	44	89	
	210	WALTON Stevan		47	40	87	
4		MALTA	MLT	85	88	173	
	314	CHETCUTI William		48	49	97	
	316	MICALLEF Rodney		37	39	76	
5		ISLE of MAN	IOM	83	84	167	
	272	KNEALE Timothy James		46	43	89	
	273	PARSONS Neil Edward		37	41	78	
6		CANADA	CAN	84	83	167	
	169	REYNOLDS Kirk		42	43	85	
	165	BIETZ Tye Warner		42	40	82	
7		SOUTH AFRICA	RSA	85	82	167	
	387	SWANTON Byron		46	43	89	
	388	SWART Nicolaas Jacob		39	39	78	
8		MALAYSIA	MAS	77	74	151	
	303	KHOR Seng Chye		40	38	78	
	304	TAN Tian Xiang		37	36	73	
9		CYPRUS	CYP	73	71	144	
	186	THEODOTOU Stephen		37	39	76	
	183	DEMETRIOU Demetris		36	32	68	



Results

CORRECTED

SUN 19 MAR 2006, Start Time 10:00

GR 184 INDIA (MORAAD Ali Khan, SINGH Rajyavardhan) IND 28 JUL 2002 Manchester (ENG)

Rank	Bib No.	Name	CGA Code	Round		Total	Remarks
				1	2		
10		NIUE	NIU	60	50	110	
	347	TOGIAVALU Sione Belle		30	26	56	
	346	TALAITI Talaititama		30	24	54	
11		FALKLAND ISLANDS	FAI			0 DNS	
	223	MCLEOD Henry Donald Alexander					
	224	PITALUGA Saul					
12		GIBRALTAR	GIB			0 DNS	
	228	COWLES Kevin Charles John					
	229	MURPHY Harry					

Legend:

DNS - Did Not Start GR - Games Record





Results

MON 20 MAR 2006, Start Time 10:00

GR 194 CYPRUS (KOURTELLAS Christos, NICOLAIDES Antonis) CYP 29 JUL 2002 Manchester (ENG)

Rank	Bib No.	Name	CGA Code	Rounds				Total	Remarks
				1	2	3	4		
1		CYPRUS	CYP	47	48	47	48	190	
	182	ACHILLEOS George		24	24	24	25	97	
	185	NIKOLAIDES Antonis		23	24	23	23	93	
2		ENGLAND	ENG	45	45	49	47	186	
	201	BRICKELL Richard		24	23	25	23	95	
	200	BRAMLEY Clive		21	22	24	24	91	
3		AUSTRALIA	AUS	47	47	46	45	185	
	119	BARTON George		25	24	23	23	95	
	118	BARTON Clive		22	23	23	22	90	
4		WALES	WAL	46	46	47	44	183	
	448	GROVE Tony		23	24	22	23	92	
	446	ALLEN Malcolm		23	22	25	21	91	
5		CANADA	CAN	42	43	48	49	182	
	167	MILLER Clayton Alexander		21	22	23	25	91	
	170	TRINCI Joe		21	21	25	24	91	
6		SCOTLAND	SCO	45	42	45	47	179	
	399	MARSDEN Ian		22	23	22	23	90	
	403	THOMSON Mike		23	19	23	24	89	
7		NEW ZEALAND	NZL	44	48	42	45	179	
	364	WILSON Paul		23	24	22	23	92	
	358	DUFF Malcolm		21	24	20	22	87	
8		INDIA	IND	41	44	46	44	175	
	257	SANGHI Amit		21	24	22	23	90	
	252	BEDI Baba Prithviraj Singh		20	20	24	21	85	
9		MALAYSIA	MAS	44	39	45	42	170	
	305	TEH Chee Fei		24	20	21	21	86	
	302	CHEONG Yew Kwan		20	19	24	21	84	



Results

MON 20 MAR 2006, Start Time 10:00

GR 194 CYPRUS (KOURTELLAS Christos, NICOLAIDES Antonis) CYP 29 JUL 2002 Manchester (ENG)

Rank	Bib No.	Name	CGA Code	Rounds				Total	Remarks
				1	2	3	4		
10		CAYMAN ISLANDS	CAY	42	45	38	41	166	
	180	McLEAN Edison		23	23	21	22	89	
	178	HARRIS Robert		19	22	17	19	77	
11		ISLE of MAN	IOM	37	41	38	47	163	
	271	CLAGUE David		18	22	21	25	86	
	270	CATLIN Glenn		19	19	17	22	77	
12		FALKLAND ISLANDS	FAI	30	32	29	30	121	
	222	DENT Stephen		16	15	17	15	63	
	221	CLEMENT Gary		14	17	12	15	58	

Legend:

GR - Games Record



Results

SUN 19 MAR 2006, Start Time 9:00

GR 1143 CANADA (BOWES Sharon, ASHCROFT Christina) CAN 21 AUG 1994 Victoria (CAN)

Rk	Bib No.	Name	CGA Code	Stage	Series		Sub Total	Total	Remarks	
					1	2				
1		ENGLAND	ENG	Prone	193	197	390	1143	EGR	
				Standing	186	189	375			
				Kneeling	189	189	378			
	216	MINETT Louise			Prone	96	97	193	574	
					Standing	95	94	189		
					Kneeling	97	95	192		
	217	SPICER Becky			Prone	97	100	197	569	
					Standing	91	95	186		
					Kneeling	92	94	186		
2		INDIA	IND	Prone	192	189	381	1142		
				Standing	192	190	382			
				Kneeling	188	191	379			
	259	BHAGWAT Anjali Mandar			Prone	94	95	189	573	
					Standing	97	96	193		
					Kneeling	96	95	191		
	262	JUNG Anuja			Prone	98	94	192	569	
					Standing	95	94	189		
					Kneeling	92	96	188		
3		MALAYSIA	MAS	Prone	194	196	390	1140		
				Standing	190	179	369			
				Kneeling	192	189	381			
	311	NUR SURYANI BINTI Mohamed			Prone	95	97	192	573	
					Standing	94	93	187		
					Kneeling	99	95	194		
	312	NURUL HUDDA BINTI Baharin			Prone	99	99	198	567	
					Standing	96	86	182		
					Kneeling	93	94	187		



Results

SUN 19 MAR 2006, Start Time 9:00

GR 1143 CANADA (BOWES Sharon, ASHCROFT Christina) CAN 21 AUG 1994 Victoria (CAN)

Rk	Bib No.	Name	CGA Code	Stage	Series		Sub Total	Total	Remarks
					1	2			
4	AUSTRALIA		AUS	Prone	193	197	390	1131	
	Standing	178		179	357				
	Kneeling	190		194	384				
	133	McCREADY Sue		Prone	99	98	197	577	
				Standing	92	95	187		
				Kneeling	97	96	193		
	135	SMITH Susannah		Prone	94	99	193	554	
				Standing	86	84	170		
				Kneeling	93	98	191		
5	NEW ZEALAND		NZL	Prone	193	196	389	1128	
	Standing	171		184	355				
	Kneeling	191		193	384				
	368	JOHNSTON Sally		Prone	96	99	195	566	
				Standing	87	92	179		
				Kneeling	95	97	192		
	366	GLASS Sheryl		Prone	97	97	194	562	
				Standing	84	92	176		
				Kneeling	96	96	192		
6	SCOTLAND		SCO	Prone	195	195	390	1126	
	Standing	179		181	360				
	Kneeling	187		189	376				
	404	COLE-HAMILTON Emma		Prone	97	98	195	572	
				Standing	98	92	190		
				Kneeling	93	94	187		
	405	JACKSON Susan		Prone	98	97	195	554	
				Standing	81	89	170		
				Kneeling	94	95	189		



Results

SUN 19 MAR 2006, Start Time 9:00

GR 1143 CANADA (BOWES Sharon, ASHCROFT Christina) CAN 21 AUG 1994 Victoria (CAN)

Rk	Bib No.	Name	CGA Code	Stage	Series		Sub Total	Total	Remarks	
					1	2				
7		WALES	WAL	Prone	194	196	390	1122		
				Standing	180	178	358			
				Kneeling	188	186	374			
	453	CORISH Jennifer			Prone	96	98	194	562	
					Standing	89	92	181		
					Kneeling	95	92	187		
	454	CORISH Sian			Prone	98	98	196	560	
					Standing	91	86	177		
					Kneeling	93	94	187		
8		PAKISTAN	PAK	Prone	194	193	387	1112		
				Standing	183	176	359			
				Kneeling	184	182	366			
	378	KHAN Nazish			Prone	97	97	194	558	
					Standing	93	90	183		
					Kneeling	92	89	181		
	377	FATIMA Urooj			Prone	97	96	193	554	
					Standing	90	86	176		
					Kneeling	92	93	185		
9		SINGAPORE	SIN	Prone	190	191	381	1101		
				Standing	176	176	352			
				Kneeling	185	183	368			
	423	ZHANG Jingna			Prone	95	97	192	552	
					Standing	86	91	177		
					Kneeling	93	90	183		
	420	LIM Chea Rong			Prone	95	94	189	549	
					Standing	90	85	175		
					Kneeling	92	93	185		



Results

SUN 19 MAR 2006, Start Time 9:00

GR 1143 CANADA (BOWES Sharon, ASHCROFT Christina) CAN 21 AUG 1994 Victoria (CAN)

Rk	Bib No.	Name	CGA Code	Stage	Series		Sub Total	Total	Remarks
					1	2			
10		CANADA	CAN	Prone	194	193	387	1091	
				Standing	166	180	346		
				Kneeling	180	178	358		
173	HAMULAS Cynthia			Prone	98	97	195	561	
				Standing	86	92	178		
				Kneeling	91	97	188		
171	CABRERA Diana			Prone	96	96	192	530	
				Standing	80	88	168		
				Kneeling	89	81	170		

Legend:

EGR - Equalled Games Record GR - Games Record Rk - Rank



Results

SAT 18 MAR 2006, Start Time 13:00

GR 1175 WALES (BREKKE Johanne, DALLIMORE Ceri) WAL 30 JUL 2002 Manchester (ENG)

Rk	Bib No.	Name	CGA Code	Series						Total	Remarks
				1	2	3	4	5	6		
1		SCOTLAND	SCO	192	198	195	194	193	194	1166	
	409	SHARP Sheena		97	100	98	97	98	98	588	
	405	JACKSON Susan		95	98	97	97	95	96	578	
2		ENGLAND	ENG	191	193	196	193	195	193	1161	
	215	LEE Sharon		97	96	99	96	98	96	582	
	218	SPITTLES Helen		94	97	97	97	97	97	579	
3		NEW ZEALAND	NZL	195	193	195	198	189	191	1161	
	365	ETHERINGTON Juliet		97	95	97	99	96	97	581	
	369	MEAD Kathryn		98	98	98	99	93	94	580	
4		AUSTRALIA	AUS	194	193	198	190	195	190	1160	
	131	FRAZER Kim		97	97	99	98	99	94	584	
	135	SMITH Susannah		97	96	99	92	96	96	576	
5		WALES	WAL	188	195	190	190	196	195	1154	
	452	BREKKE Johanne		95	96	97	97	98	98	581	
	456	DALLIMORE Ceri		93	99	93	93	98	97	573	
6		ISLE of MAN	IOM	192	196	190	192	189	190	1149	
	276	CUBBON Suzanne		95	96	96	98	97	96	578	
	278	WARD Lara		97	100	94	94	92	94	571	
7		SOUTH AFRICA	RSA	186	191	195	193	190	192	1147	
	390	VAN REENEN Esmari		94	97	97	99	95	96	578	
	392	VLOK Marli		92	94	98	94	95	96	569	
8		CANADA	CAN	195	192	191	185	190	193	1146	
	171	CABRERA Diana		98	97	96	96	95	96	578	
	173	HAMULAS Cynthia		97	95	95	89	95	97	568	
9		INDIA	IND	190	189	192	192	191	191	1145	
	264	LAKSHMI PRIYA Damaraju Vs		95	96	96	98	97	95	577	
	261	DESHPANDE Deepali		95	93	96	94	94	96	568	



Results

SAT 18 MAR 2006, Start Time 13:00

GR 1175 WALES (BREKKE Johanne, DALLIMORE Ceri) WAL 30 JUL 2002 Manchester (ENG)

Rk	Bib No.	Name	CGA Code	Series						Total	Remarks
				1	2	3	4	5	6		
10		MALAYSIA	MAS	188	193	194	192	184	191	1142	
	311	NUR SURYANI BINTI Mohamed		95	96	97	96	95	95	574	
	308	MARIANI BINTI Mohamad R.		93	97	97	96	89	96	568	
11		PAKISTAN	PAK	189	191	190	189	192	187	1138	
	378	KHAN Nazish		97	97	95	95	94	95	573	
	377	FATIMA Urooj		92	94	95	94	98	92	565	
		NORTHERN IRELAND	NIR								DNS
	342	AIKEN Louise Kathryn									
		SRI LANKA	SRI								DNS
	428	RAMANAYAKA Pushpamali I.									

Legend:

DNS - Did Not Start GR - Games Record Rk - Rank



Results

FRI 17 MAR 2006, Start Time 11:30

GR 795 INDIA (BHAGWAT Anjali, SHIRUR Suma) IND 28 JUL 2002 Manchester (ENG)

Rk	Bib No.	Name	CGA Code	Series				Total	Remarks
				1	2	3	4		
1		INDIA	IND	198	197	198	198	791	
	268	SIDHU Avneet Kaur		100	99	98	99	396	
	267	SAWANT Tejaswini		98	98	100	99	395	
2		CANADA	CAN	192	196	197	196	781	
	172	FYFE Monica		97	98	99	97	391	
	173	HAMULAS Cynthia		95	98	98	99	390	
3		SINGAPORE	SIN	194	196	196	195	781	
	423	ZHANG Jingna		98	98	98	97	391	
	422	YONG Yu Zhen Vanessa		96	98	98	98	390	
4		AUSTRALIA	AUS	193	191	197	196	777	
	133	McCREADY Sue		98	98	100	97	393	
	135	SMITH Susannah		95	93	97	99	384	
5		ENGLAND	ENG	192	196	196	193	777	
	217	SPICER Becky		96	99	98	99	392	
	216	MINETT Louise		96	97	98	94	385	
6		MALAYSIA	MAS	194	196	192	192	774	
	310	MUSLIFAH BINTI Zulkifli		98	99	96	95	388	
	311	NUR SURYANI BINTI Mohamed		96	97	96	97	386	
7		BANGLADESH	BAN	194	192	194	193	773	
	138	AKHTER Sharmin		96	97	98	96	387	
	139	AKTER Suraiya		98	95	96	97	386	
8		SCOTLAND	SCO	195	195	193	189	772	
	404	COLE-HAMILTON Emma		97	98	97	95	387	
	407	RUDD Heather		98	97	96	94	385	
9		WALES	WAL	192	189	192	190	763	
	454	CORISH Sian		98	95	98	94	385	
	453	CORISH Jennifer		94	94	94	96	378	



Results

FRI 17 MAR 2006, Start Time 11:30

GR 795 INDIA (BHAGWAT Anjali, SHIRUR Suma) IND 28 JUL 2002 Manchester (ENG)

Rk	Bib No.	Name	CGA Code	Series				Total	Remarks
				1	2	3	4		
10		CYPRUS	CYP	190	189	187	188	754	
	191	THEOFANOUS Fanoula		97	93	95	95	380	
	189	CONSTANTINOU Marilena		93	96	92	93	374	
11		PAKISTAN	PAK	191	187	191	185	754	
	377	FATIMA Urooj		95	94	96	94	379	
	378	KHAN Nazish		96	93	95	91	375	
12		NIGERIA	NGR	178	183	176	169	706	
	334	ESUGO Evi		88	91	89	90	358	
	338	UTHO Caroline		90	92	87	79	348	
		GIBRALTAR	GIB						Guest Only
	231	MANASCO Heloise							
		JAMAICA	JAM						Guest Only
	283	KOBAYASHI Dawn Marie							
		NEW ZEALAND	NZL						Guest Only
	366	GLASS Sheryl							

Legend:

DSQ - Disqualified GR - Games Record Rk - Rank



Results

FRI 17 MAR 2006, Start Time 10:00

GR 1150 AUSTRALIA (YAUHLEUSKAYA Lalita, RYAN Linda) AUS 30 JUL 2002 Manchester (ENG)

Rank	Bib No.	Name	CGA Code	Stage	Series			Sub Total	Total	Remarks
					1	2	3			
1	INDIA		IND	Precision	185	191	184	560		
				Rapid	194	192	194	580		
	242 JHUTHU Saroja Kumari			Precision	93	95	94	282	574	
				Rapid	96	97	99	292		
	247 RANA Sushma			Precision	92	96	90	278	566	
				Rapid	98	95	95	288		
2	AUSTRALIA		AUS	Precision	191	187	192	570		
				Rapid	194	186	184	564		
	116 YAUHLEUSKAYA Lalita			Precision	97	95	97	289	569	
				Rapid	96	93	91	280		
	112 McKENZIE Pamela			Precision	94	92	95	281	565	
				Rapid	98	93	93	284		
3	CANADA		CAN	Precision	184	187	191	562		
				Rapid	190	185	193	568		
	160 EAGLES Kim			Precision	93	94	96	283	574	
				Rapid	96	96	99	291		
	159 CHAO Avianna			Precision	91	93	95	279	556	
				Rapid	94	89	94	277		
4	MALAYSIA		MAS	Precision	191	185	188	564		
				Rapid	190	189	173	552		
	300 NG Bibiana Pei Chin			Precision	94	91	96	281	569	
				Rapid	99	97	92	288		
	298 CHEAH Joseline Lee Yean			Precision	97	94	92	283	547	
				Rapid	91	92	81	264		
5	NEW ZEALAND		NZL	Precision	187	188	181	556		
				Rapid	178	187	189	554		
	352 LEES Jocelyn			Precision	96	97	94	287	571	
				Rapid	92	94	98	284		
	350 BALD Andrea			Precision	91	91	87	269	539	
				Rapid	86	93	91	270		



Results

FRI 17 MAR 2006, Start Time 10:00

GR 1150 AUSTRALIA (YAUHLEUSKAYA Lalita, RYAN Linda) AUS 30 JUL 2002 Manchester (ENG)

Rank	Bib No.	Name	CGA Code	Stage	Series			Sub Total	Total	Remarks
					1	2	3			
6	SRI LANKA		SRI	Precision	190	187	182	559	1091	
				Rapid	185	163	184	532		
	425 ABEYMANNA Ruwini			Precision	97	93	95	285	555	
				Rapid	93	82	95	270		
	427 WIJESURIYA Chandrika S.			Precision	93	94	87	274	536	
				Rapid	92	81	89	262		
7	ENGLAND		ENG	Precision	182	185	186	553	1090	
				Rapid	172	182	183	537		
	197 GEIKIE Georgina			Precision	88	91	93	272	546	
				Rapid	91	92	91	274		
	199 LYDALL Julia			Precision	94	94	93	281	544	
				Rapid	81	90	92	263		
8	NIGERIA		NGR	Precision	181	184	183	548	1011	
				Rapid	155	150	158	463		
	332 OLABODE Yetunde			Precision	92	92	90	274	516	
				Rapid	79	82	81	242		
	331 OGBOGBO Florence			Precision	89	92	93	274	495	
				Rapid	76	68	77	221		
9	NORFOLK ISLAND		NFI	Precision	167	166	165	498	959	
				Rapid	135	161	165	461		
	327 REEVES Denise			Precision	77	84	79	240	480	
				Rapid	77	79	84	240		
	325 GRUNDY Jac			Precision	90	82	86	258	479	
				Rapid	58	82	81	221		
BARBADOS			Precision						Guest Only	
			Rapid							
148 MAYNARD Michele			Precision							
			Rapid							



Results

FRI 17 MAR 2006, Start Time 10:00

GR 1150 AUSTRALIA (YAUHLEUSKAYA Lalita, RYAN Linda) AUS 30 JUL 2002 Manchester (ENG)

Rank	Bib No.	Name	CGA Code	Stage	Series			Sub Total	Total	Remarks
					1	2	3			
		PAKISTAN	PAK	Precision						Guest Only
				Rapid						
	374	MAQSOOD Mehwish		Precision						
				Rapid						

Legend:

DSQ - Disqualified GR - Games Record





Results

SUN 19 MAR 2006, Start Time 9:00

GR 748 AUSTRALIA (FORDER Annemarie, TREFRY Christine) AUS 15 SEP 1998 Kuala Lumpur (MAS)

Rk	Bib No.	Name	CGA Code	Series				Total	Remarks
				1	2	3	4		
1		AUSTRALIA	AUS	192	194	195	189	770	GR
	108	ASPANDIYAROVA Dina		96	99	98	93	386	
	116	YAUHLEUSKAYA Lalita		96	95	97	96	384	
2		MALAYSIA	MAS	188	186	191	193	758	
	300	NG Bibiana Pei Chin		94	96	94	99	383	
	298	CHEAH Joseline Lee Year		94	90	97	94	375	
3		ENGLAND	ENG	187	185	189	189	750	
	199	LYDALL Julia		94	94	95	96	379	
	197	GEIKIE Georgina		93	91	94	93	371	
4		INDIA	IND	188	186	188	186	748	
	250	SRAO Harveen		95	93	94	93	375	
	246	RANA Sonia		93	93	94	93	373	
5		CANADA	CAN	188	188	189	182	747	
	160	EAGLES Kim		97	94	96	91	378	
	159	CHAO Avianna		91	94	93	91	369	
6		NEW ZEALAND	NZL	186	182	188	180	736	
	352	LEES Jocelyn		95	94	94	90	373	
	350	BALD Andrea		91	88	94	90	363	
7		NIGERIA	NGR	173	169	182	184	708	
	332	OLABODE Yetunde		91	89	95	90	365	
	331	OGBOGBO Florence		82	80	87	94	343	
8		NORFOLK ISLAND	NFI	160	167	173	168	668	
	325	GRUNDY Jac		84	84	86	81	335	
	327	REEVES Denise		76	83	87	87	333	

Legend:

GR - Games Record Rk - Rank



Results

FRI 17 MAR 2006, Start Time 10:00

GR 90 AUSTRALIA (JENKINS Nessa, REEVES Diane) AUS 27 JUL 2002 Manchester (ENG)

Rank	Bib No.	Name	CGA Code	Round		Total	Remarks
				1	2		
1		AUSTRALIA	AUS	43	44	87	
	120	BAYNES Deserie		23	23	46	
	117	BALOGH Suzanne		20	21	41	
2		CANADA	CAN	41	42	83	
	168	NATTRASS Susan Marie		21	21	42	
	166	MEYER Cynthia Barbara		20	21	41	
3		NEW ZEALAND	NZL	40	37	77	
	363	STANTON Nadine		20	21	41	
	356	BORRELL Teresa		20	16	36	

Legend:

DSQ - Disqualified GR - Games Record



19 MAR 2006
10:00

Results

SUN 19 MAR 2006, Start Time 10:00

GR 137 NEW ZEALAND (STANTON Nadine, BORRELL Teresa) NZL 28 JUL 2002 Manchester (ENG)

Rank	Bib No.	Name	CGA Code	Round		Total	Remarks
				1	2		
1		ENGLAND	ENG	65	69	134	
	209	PARISH Rachel		35	33	68	
	205	KERWOOD Charlotte		30	36	66	
2		CANADA	CAN	54	69	123	
	166	MEYER Cynthia Barbara		28	38	66	
	168	NATTRASS Susan Marie		26	31	57	
3		AUSTRALIA	AUS	62	59	121	
	117	BALOGH Suzanne		35	27	62	
	126	TRINDALL Susan		27	32	59	
4		NEW ZEALAND	NZL	58	51	109	
	363	STANTON Nadine		32	28	60	
	356	BORRELL Teresa		26	23	49	

Legend:

GR - Games Record



Results

MON 20 MAR 2006, Start Time 10:00

GR 95 AUSTRALIA (OGILVIE Lauryn, RAHMAN Natalia) AUS 29 JUL 2002 Manchester (ENG)

Rank	Bib No.	Name	CGA Code	Round		Total	Remarks
				1	2		
1		AUSTRALIA	AUS	49	41	90	
	122	MARK Lauryn		24	21	45	
	124	RAHMAN Natalia		25	20	45	
2		CYPRUS	CYP	43	45	88	
	184	ELEFThERIOU Andri		21	25	46	
	187	THEOPHANOUS Louiza		22	20	42	
3		ENGLAND	ENG	44	42	86	
	208	LITTLE Elena		22	22	44	
	206	LE GRELLE Pinky		22	20	42	
4		NEW ZEALAND	NZL	44	40	84	
	357	DISCOMBE Erin		22	22	44	
	360	HOVERD Melanie		22	18	40	

Legend:

GR - Games Record





SUN 19 MAR 2006, Start Time 13:45, Stage 3

GR 595.75 NORTHERN IRELAND (MILLAR Martin, CALVERT David) NIR 14 SEP 1998 Kuala Lumpur (MAS)

Rk	Bib No.	Name	CGA Code	Stage 2			Stage 3		Agg Stg 2	Agg Stg 3	Total	Remarks
				300	500	600	900	1000				
1		ENGLAND	ENG	99.17	100.17	100.15	148.23	147.15	299.49	295.38	594.87	
	192	BARNETT Glyn		50.08	50.07	50.07	75.14	72.07	150.22	147.21	297.43	
	193	PATEL Parag		49.09	50.10	50.08	73.09	75.08	149.27	148.17	297.44	
2		AUSTRALIA	AUS	99.15	100.14	100.13	149.21	145.11	299.42	294.32	593.74	
	107	SCOTT Bruce		49.08	50.06	50.06	75.13	73.06	149.20	148.19	297.39	
	106	CORBETT James		50.07	50.08	50.07	74.08	72.05	150.22	146.13	296.35	
3		MALAYSIA	MAS	99.10	99.14	100.14	149.18	145.16	298.38	294.34	592.72	
	296	ZAINAL ABIDIN BIN Md		50.06	50.09	50.09	75.10	72.08	150.24	147.18	297.42	
	297	ZULKEFLEE BIN Hamsan		49.04	49.05	50.05	74.08	73.08	148.14	147.16	295.30	
4		SCOTLAND	SCO	96.13	99.13	100.17	150.22	145.16	295.43	295.38	590.81	
	394	SHAW Ian		47.07	50.07	50.08	75.11	74.10	147.22	149.21	296.43	
	393	PEDEN Lindsay		49.06	49.06	50.09	75.11	71.06	148.21	146.17	294.38	
5		CANADA	CAN	97.11	100.17	99.17	146.16	148.19	296.45	294.35	590.80	
	158	VAMPLEW Patrick		49.07	50.09	50.09	75.09	74.08	149.25	149.17	298.42	
	157	PATON James		48.04	50.08	49.08	71.07	74.11	147.20	145.18	292.38	
6		NORTHERN IRELAND	NIR	99.11	100.12	99.12	146.22	146.22	298.35	292.44	590.79	
	340	MILLAR Martin Lindsay		50.05	50.06	49.06	74.12	73.11	149.17	147.23	296.40	
	339	CALVERT David Peter		49.06	50.06	50.06	72.10	73.11	149.18	145.21	294.39	



SUN 19 MAR 2006, Start Time 13:45, Stage 3

GR 595.75 NORTHERN IRELAND (MILLAR Martin, CALVERT David) NIR 14 SEP 1998 Kuala Lumpur (MAS)

Rk	Bib No.	Name	CGA Code	Stage 2			Stage 3		Agg Stg 2	Agg Stg 3	Total	Remarks
				300	500	600	900	1000				
7		NEW ZEALAND	NZL	99.16	100.11	100.15	146.13	145.12	299.42	291.25	590.67	
	348	CARTER Brian		50.09	50.04	50.08	73.07	72.04	150.21	145.11	295.32	
	349	SNOWDEN John		49.07	50.07	50.07	73.06	73.08	149.21	146.14	295.35	
8		SOUTH AFRICA	RSA	100.14	99.15	99.11	149.23	142.08	298.40	291.31	589.71	
	379	du TOIT Johannes Gerhardus		50.05	50.09	50.05	75.14	74.07	150.19	149.21	299.40	
	380	HAYTER Robert		50.09	49.06	49.06	74.09	68.01	148.21	142.10	290.31	
9		GUYANA	GUY	97.13	99.12	98.12	148.20	144.14	294.37	292.34	586.71	
	240	GOODLUCK Ransford		49.06	50.07	48.07	74.09	74.07	147.20	148.16	295.36	
	241	PERSAUD Mahendra		48.07	49.05	50.05	74.11	70.07	147.17	144.18	291.35	
10		JERSEY	JER	97.11	100.12	97.13	145.20	146.14	294.36	291.34	585.70	
	284	BENEST Richard Alexander		48.04	50.08	49.08	72.10	73.08	147.20	145.18	292.38	
	285	LE QUESNE David Robert		49.07	50.04	48.05	73.10	73.06	147.16	146.16	293.32	
11		GUERNSEY	GUE	100.12	100.19	99.12	147.18	137.13	299.43	284.31	583.74	
	234	JORY Adam Mathew		50.07	50.09	49.05	72.10	74.11	149.21	146.21	295.42	
	235	JORY Peter Michael		50.05	50.10	50.07	75.08	63.02	150.22	138.10	288.32	
12		WALES	WAL	96.10	98.10	99.15	147.20	142.16	293.35	289.36	582.71	
	441	MORRIS Gareth		48.06	49.07	49.07	74.11	73.09	146.20	147.20	293.40	
	442	WOODWARD Alexander		48.04	49.03	50.08	73.09	69.07	147.15	142.16	289.31	



SUN 19 MAR 2006, Start Time 13:45, Stage 3

GR 595.75 NORTHERN IRELAND (MILLAR Martin, CALVERT David) NIR 14 SEP 1998 Kuala Lumpur (MAS)

Rk	Bib No.	Name	CGA Code	Stage 2			Stage 3		Agg Stg 2	Agg Stg 3	Total	Remarks
				300	500	600	900	1000				
13		JAMAICA	JAM	100.08	99.11	96.08	142.14	136.05	295.27	278.19	573.46	
	280	RICKMAN David		50.04	50.06	49.04	73.10	68.02	149.14	141.12	290.26	
	279	NELSON Denis John		50.04	49.05	47.04	69.04	68.03	146.13	137.07	283.20	
14		TRINIDAD and TOBAGO	TRI	97.14	97.11	94.06	137.13	139.09	288.31	276.22	564.53	
	432	GOMEZ Norris		49.07	50.07	47.04	72.09	71.04	146.18	143.13	289.31	
	431	AWONG Carl		48.07	47.04	47.02	65.04	68.05	142.13	133.09	275.22	
15		FALKLAND ISLANDS	FAI	97.13	98.13	87.06	143.10	138.11	282.32	281.21	563.53	
	220	McCALLUM Christopher		49.08	50.09	48.04	71.05	70.05	147.21	141.10	288.31	
	219	ALDRIDGE Kenneth		48.05	48.04	39.02	72.05	68.06	135.11	140.11	275.22	
16		KENYA	KEN	98.11	95.13	96.09	139.13	133.06	289.33	272.19	561.52	
	292	NDAMBUKI Simon Musyoki		49.06	49.08	50.06	68.06	66.02	148.20	134.08	282.28	
	293	SEHMI Satiender Singh		49.05	46.05	46.03	71.07	67.04	141.13	138.11	279.24	
17		BARBADOS	BAR	94.06	97.08	91.10	140.04	137.08	282.24	277.12	559.36	
	145	KING Louis		46.01	48.03	46.05	73.01	72.06	140.09	145.07	285.16	
	144	BRANCH Karl		48.05	49.05	45.05	67.03	65.02	142.15	132.05	274.20	
18		BERMUDA	BER	81.06	93.05	88.05	130.09	126.05	262.16	256.14	518.30	
	153	SIMONS Nelson Chesterfield		46.05	48.03	47.04	67.06	66.02	141.12	133.08	274.20	
	154	TROTT Stewart Harry Walter		35.01	45.02	41.01	63.03	60.03	121.04	123.06	244.10	



SUN 19 MAR 2006, Start Time 13:45, Stage 3

GR 595.75 NORTHERN IRELAND (MILLAR Martin, CALVERT David) NIR 14 SEP 1998 Kuala Lumpur (MAS)

Rk	Bib No.	Name	CGA Code	Stage 2			Stage 3		Agg Stg 2	Agg Stg 3	Total	Remarks
				300	500	600	900	1000				
19		ANTIGUA and BARBUDA	ANT	81.03	89.03	75.04	106.00	113.04	245.10	219.04	464.14	
	101	JOSEPH Christopher Emanuel		39.01	47.02	41.03	60.00	57.02	127.06	117.02	244.08	
	100	GOMES Ivor Jerome		42.02	42.01	34.01	46.00	56.02	118.04	102.02	220.06	

Legend:

Agg - Aggregate GR - Games Record Rk - Rank

Official Communication

The Following athletes, being eligible to shoot a Minimum Qualification Score (MQS) in the Olympic Shooting Beijing 2008, (Article 3.12.3.1 Annex Q), have officially attained a MQS as noted below by event at the Melbourne 2006 Commonwealth Games.

Issued by: David REW
 Time: 18:01
 Date: 21 03 2006

This decision affects: RESULTS
 SCHEDULE
 OTHER

<input type="checkbox"/>
<input type="checkbox"/>
<input checked="" type="checkbox"/>

ISSF Number	CWG Bib Number	CGA Code	NAT	Name	Meeting	Event	Event MQS	Date Achieved	MQS
SHINDW1209198001	267	IND	IND	SAWANT Tejaswini	Commonwealth Games Melbourne 2006	Womens 10m Air Rifle Qualification	375	20/03/2006	398
SHINDW1112198101	268	IND	IND	SIDHU Avneet Kaur	Commonwealth Games Melbourne 2006	Womens 10m Air Rifle Qualification	375	20/03/2006	398
SHSINW1509198801	422	SIN	SIN	YONG YU Zhen Vanessa	Commonwealth Games Melbourne 2006	Womens 10m Air Rifle Qualification	375	20/03/2006	397
SHGBRW1603198001	217	ENG	GBR	SPICER Becky	Commonwealth Games Melbourne 2006	Womens 10m Air Rifle Qualification	375	20/03/2006	395
SHAUSW0404198101	133	AUS	AUS	McCREADY Sue	Commonwealth Games Melbourne 2006	Womens 10m Air Rifle Qualification	375	20/03/2006	393
SHGBRW1104197501	216	ENG	GBR	MINETT Louise	Commonwealth Games Melbourne 2006	Womens 10m Air Rifle Qualification	375	20/03/2006	392
SHCANW1708199001	172	CAN	CAN	FYFE Monica	Commonwealth Games Melbourne 2006	Womens 10m Air Rifle Qualification	375	20/03/2006	391
SHSINW0405198801	423	SIN	SIN	ZHANG Jingna	Commonwealth Games Melbourne 2006	Womens 10m Air Rifle Qualification	375	20/03/2006	391
SHBANW0503198301	139	BAN	BAN	AKTER Suraiya	Commonwealth Games Melbourne 2006	Womens 10m Air Rifle Qualification	375	20/03/2006	390
SHMASW2812198501	310	MAS	MAS	MUSLIFAH BINTI Zulkifli	Commonwealth Games Melbourne 2006	Womens 10m Air Rifle Qualification	375	20/03/2006	390
SHGBRW2003198501	407	SCO	GBR	RUDD Heather	Commonwealth Games Melbourne 2006	Womens 10m Air Rifle Qualification	375	20/03/2006	388
SHNZLW2110196801	366	NZL	NZL	GLASS Sheryl	Commonwealth Games Melbourne 2006	Womens 10m Air Rifle Qualification	375	20/03/2006	388
SHMASW2409198201	311	MAS	MAS	NUR SURYANI BINTI Mohamed	Commonwealth Games Melbourne 2006	Womens 10m Air Rifle Qualification	375	20/03/2006	388
SHGBRW1210198501	404	SCO	GBR	COLE-HAMILTON Emma	Commonwealth Games Melbourne 2006	Womens 10m Air Rifle Qualification	375	20/03/2006	387
SHJAMW1806197101	283	JAM	JAM	KOBAYASHI Dawn Marie	Commonwealth Games Melbourne 2006	Womens 10m Air Rifle Qualification	375	20/03/2006	385
SHBANW1010198801	138	BAN	BAN	AKHTER Sharmin	Commonwealth Games Melbourne 2006	Womens 10m Air Rifle Qualification	375	20/03/2006	385
SHCYPW2602196401	191	CYP	CYP	THEOFANOUS Fanoula	Commonwealth Games Melbourne 2006	Womens 10m Air Rifle Qualification	375	20/03/2006	384
SHAUSW2111197901	135	AUS	AUS	SMITH Susannah	Commonwealth Games Melbourne 2006	Womens 10m Air Rifle Qualification	375	20/03/2006	384
SHGBRW2506198702	454	WAL	GBR	CORISH Sian	Commonwealth Games Melbourne 2006	Womens 10m Air Rifle Qualification	375	20/03/2006	383
SHCANW2107198101	173	CAN	CAN	HAMULAS Cynthia	Commonwealth Games Melbourne 2006	Womens 10m Air Rifle Qualification	375	20/03/2006	383



Official Communication

SHPAKW2403198501	377	PAK	PAK	FATIMA Urooj	Commonwealth Games Melbourne 2006	Womens 10m Air Rifle Qualification	375	20/03/2006	382
SHCYPW2503198401	189	CYP	CYP	CONSTANTINO Marilena	Commonwealth Games Melbourne 2006	Womens 10m Air Rifle Qualification	375	20/03/2006	379
SHSRIW2512196701	428	SRI	SRI	RAMANAYAKA Pushpamali I.	Commonwealth Games Melbourne 2006	Womens 10m Air Rifle Qualification	375	20/03/2006	378
SHGBRW2506198701	453	WAL	GBR	CORISH Jennifer	Commonwealth Games Melbourne 2006	Womens 10m Air Rifle Qualification	375	20/03/2006	378

Official Communication

The Following athletes, being eligible to shoot a Minimum Qualification Score (MQS) in the Olympic Shooting Beijing 2008, (Article 3.12.3.1 Annex Q), have officially attained a MQS as noted below by event at the Melbourne 2006 Commonwealth Games.

Issued by: David REW
 Time: 16:00
 Date: 21 03 2006

This decision affects: RESULTS
 SCHEDULE
 OTHER

<input type="checkbox"/>
<input type="checkbox"/>
<input checked="" type="checkbox"/>

ISSF Number	CWG Bib Number	CGA Code	NAT	Name	Meeting	Event	Event MQS	Date Achieved	MQS
SHINDM1905197001	243	IND	IND	JUNG Samaresh	Commonwealth Melbourne 2006 Games	Mens 50m Pistol Qualification	540	21/03/2006	554
SHGBRM0205195401	196	ENG	GBR	GAULT Mick	Commonwealth Melbourne 2006 Games	Mens 50m Pistol Qualification	540	21/03/2006	552
SHNAMM3005195601	319	NAM	NAM	SACK Friedhelm Ferdinand	Commonwealth Melbourne 2006 Games	Mens 50m Pistol Qualification	540	21/03/2006	546
SHINDM2408197601	249	IND	IND	SINGH Vivek	Commonwealth Melbourne 2006 Games	Mens 50m Pistol Qualification	540	21/03/2006	545
SHTRIM2202197001	434	TRI	TRI	DANIEL Roger	Commonwealth Melbourne 2006 Games	Mens 50m Pistol Qualification	540	21/03/2006	544
SHGBRM1803197101	194	ENG	GBR	BAXTER Nick	Commonwealth Melbourne 2006 Games	Mens 50m Pistol Qualification	540	21/03/2006	542
SHAUSM3012195301	113	AUS	AUS	MOORE David	Commonwealth Melbourne 2006 Games	Mens 50m Pistol Qualification	540	21/03/2006	542
SHGBRM0409196302	396	SCO	GBR	LEWIS David	Commonwealth Melbourne 2006 Games	Mens 50m Pistol Qualification	540	21/03/2006	541
SHBLRW3112196301	116	AUS	AUS	YAUHLEUSKAYA Lalita	Commonwealth Melbourne 2006 Games	Womens 25m Pistol	555	21/03/2006	582
SHINDW2209197901	247	IND	IND	RANA Sushma	Commonwealth Melbourne 2006 Games	Womens 25m Pistol	555	21/03/2006	573
SHCANW1512197601	160	CAN	CAN	EAGLES Kim	Commonwealth Melbourne 2007 Games	Womens 25m Pistol	555	21/03/2006	573
SHAUSW2208196201	112	AUS	AUS	McKENZIE Pamela	Commonwealth Melbourne 2006 Games	Womens 25m Pistol	555	21/03/2006	572
SHMASW1606197701	300	MAS	MAS	NG Bibiana Pei Chin	Commonwealth Melbourne 2006 Games	Womens 25m Pistol	555	21/03/2006	571
SHNZLW1911196501	352	NZL	NZL	LEES Jocelyn	Commonwealth Melbourne 2006 Games	Womens 25m Pistol	555	21/03/2006	571
SHINDW0506196801	242	IND	IND	JUTHU Saroja Kumari	Commonwealth Melbourne 2006 Games	Womens 25m Pistol	555	21/03/2006	568
SHGBRW1605198601	199	ENG	GBR	LYDALL Julia	Commonwealth Melbourne 2006 Games	Womens 25m Pistol	555	21/03/2006	565
SHCANW0305197501	159	CAN	CAN	CHAO Avianna	Commonwealth Melbourne 2006 Games	Womens 25m Pistol	555	21/03/2006	560
SHSRIW1908197001	425	SRI	SRI	ABAYMANNA Ruwini	Commonwealth Melbourne 2006 Games	Womens 25m Pistol	555	21/03/2006	558
SHINDM0605198301	265	IND	IND	NARANG Gagan	Commonwealth Melbourne 2006 Games	Mens 10m Air Rifle	570	21/03/2006	597
SHSINM1209198801	424	SIN	SIN	ZHANG Jin	Commonwealth Melbourne 2006 Games	Mens 10m Air Rifle	570	21/03/2006	595

Official Communication

SHINDM2809198201	260	IND	IND	BINDRA Abhinav	Commonwealth Melbourne 2006	Games	Mens 10m Air Rifle	570	21/03/2006	594
SHGBRM2412196801	213	ENG	GBR	HECTOR Chris	Commonwealth Melbourne 2006	Games	Mens 10m Air Rifle	570	21/03/2006	589
SHCANM1810197501	175	CAN	CAN	NIEFER Cory	Commonwealth Melbourne 2006	Games	Mens 10m Air Rifle	570	21/03/2006	588
SHSINM0304198801	421	SIN	SIN	ONG Jun Hong	Commonwealth Melbourne 2006	Games	Mens 10m Air Rifle	570	21/03/2006	587
SHBANM1502198601	141	BAN	BAN	HOSSAIN KHAN Md Asif	Commonwealth Melbourne 2006	Games	Mens 10m Air Rifle	570	21/03/2006	586
SHGBRM1711198201	408	SCO	GBR	RUDD Graham	Commonwealth Melbourne 2006	Games	Mens 10m Air Rifle	570	21/03/2006	585
SHGBRM2110196001	406	SCO	GBR	LAW Robin	Commonwealth Melbourne 2006	Games	Mens 10m Air Rifle	570	21/03/2006	584
SHAUSM1106198001	129	AUS	AUS	BURGE Ben	Commonwealth Melbourne 2006	Games	Mens 10m Air Rifle	570	21/03/2006	583
SHGBRM0112198701	214	ENG	GBR	LACEY Chris	Commonwealth Melbourne 2006	Games	Mens 10m Air Rifle	570	21/03/2006	583
SHMASM2206198701	307	MAS	MAS	AZLAN BIN Johari	Commonwealth Melbourne 2006	Games	Mens 10m Air Rifle	570	21/03/2006	583
SHCYPM0708195501	190	CYP	CYP	CONSTANTINOU Andreas	Commonwealth Melbourne 2006	Games	Mens 10m Air Rifle	570	21/03/2006	582
SHNZLM0807197101	367	NZL	NZL	GRUMMITT David	Commonwealth Melbourne 2006	Games	Mens 10m Air Rifle	570	21/03/2006	582
SHGBRM2502197401	291	JER	GBR	TURNER David	Commonwealth Melbourne 2006	Games	Mens 10m Air Rifle	570	21/03/2006	581
SHAUSM3009198401	132	AUS	AUS	INABINET Matt	Commonwealth Melbourne 2006	Games	Mens 10m Air Rifle	570	21/03/2006	580
SHNZLM0601197601	370	NZL	NZL	SLINN Dayle	Commonwealth Melbourne 2006	Games	Mens 10m Air Rifle	570	21/03/2006	577
SHGBRM2807197901	455	WAL	GBR	CROYDON John	Commonwealth Melbourne 2006	Games	Mens 10m Air Rifle	570	21/03/2006	576
SHCANM2211195601	174	CAN	CAN	HOCKINGS Michael	Commonwealth Melbourne 2006	Games	Mens 10m Air Rifle	570	21/03/2006	573
SHGBRM1410196301	211	ENG	GBR	BABB Mike	Commonwealth Melbourne 2006	Games	Mens 50m Rifle Prone Elimination	587	21/03/2006	587
SHRSAM0506196802	389	RSA	RSA	SENORE Martin	Commonwealth Melbourne 2006	Games	Mens 50m Rifle Prone Elimination	587	21/03/2006	589
SHNZLM2607195001	371	NZL	NZL	TAYLOR Dennis Grant	Commonwealth Melbourne 2006	Games	Mens 50m Rifle Prone Elimination	587	21/03/2006	589
SHGBRM2412196801	213	ENG	GBR	HECTOR Chris	Commonwealth Melbourne 2006	Games	Mens 50m Rifle Prone Elimination	587	21/03/2006	588
SHAUSM0704196201	134	AUS	AUS	POTENT Warren	Commonwealth Melbourne 2006	Games	Mens 50m Rifle Prone Elimination	587	21/03/2006	588

Official Communication

The Following athletes, being eligible to shoot a Minimum Qualification Score (MQS) in the Olympic Shooting Beijing 2008, (Article 3.12.3.1 Annex Q), have officially attained a MQS as noted below by event at the Melbourne 2006 Commonwealth Games.

Issued by: David REW
 Time: 14:28
 Date: 22 03 2006

This decision affects: RESULTS
 SCHEDULE
 OTHER

<input type="checkbox"/>
<input type="checkbox"/>
<input checked="" type="checkbox"/>

ISSF Number	CWG Bib Number	CGA Code	NAT	Name	Meeting	Event	Event MQS	Date Achieved	MQS
SHINDM1905197001	243	IND	IND	JUNG Samaresh	Commonwealth Games Melbourne 2006	Mens 10m Air Pistol Qualification	563	22/03/2006	584
SHAUSM1505198201	115	AUS	AUS	REPACHOLI Daniel	Commonwealth Games Melbourne 2006	Mens 10m Air Pistol Qualification	563	22/03/2006	579
SHNAMM3005195601	319	NAM	NAM	SACK Friedheim Ferdinand	Commonwealth Games Melbourne 2006	Mens 10m Air Pistol Qualification	563	22/03/2006	578
SHINDM2408197601	249	IND	IND	SINGH Vivek	Commonwealth Games Melbourne 2006	Mens 10m Air Pistol Qualification	563	22/03/2006	578
SHNZLM2503197601	354	NZL	NZL	WANG Yang	Commonwealth Games Melbourne 2006	Mens 10m Air Pistol Qualification	563	22/03/2006	574
SHGBRM0205195401	196	ENG	GBR	GAULT Mick	Commonwealth Games Melbourne 2006	Mens 10m Air Pistol Qualification	563	22/03/2006	574
SHGBRM1803197101	194	ENG	GBR	BAXTER Nick	Commonwealth Games Melbourne 2006	Mens 10m Air Pistol Qualification	563	22/03/2006	574
SHTRIM2202197001	434	TRI	TRI	DANIEL Roger	Commonwealth Games Melbourne 2006	Mens 10m Air Pistol Qualification	563	22/03/2006	573
SHRSAM2101197001	383	RSA	RSA	VAN TONDER Daniel Francois	Commonwealth Games Melbourne 2006	Mens 10m Air Pistol Qualification	563	22/03/2006	572
SHGBRM0409196302	396	SCO	GBR	LEWIS David	Commonwealth Games Melbourne 2006	Mens 10m Air Pistol Qualification	563	22/03/2006	569
SHSINM1002196901	415	SIN	SIN	POH Lip Meng	Commonwealth Games Melbourne 2006	Mens 10m Air Pistol Qualification	563	22/03/2006	568
SHAUSM3012195301	113	AUS	AUS	MOORE David	Commonwealth Games Melbourne 2006	Mens 10m Air Pistol Qualification	563	22/03/2006	568
SHNZLM0803195701	355	NZL	NZL	YELAVICH Gregory	Commonwealth Games Melbourne 2006	Mens 10m Air Pistol Qualification	563	22/03/2006	567
SHNAMM2703196201	318	NAM	NAM	MALHERBE Leon Andre	Commonwealth Games Melbourne 2006	Mens 10m Air Pistol Qualification	563	22/03/2006	566
SHCANM1106197301	162	CAN	CAN	ILLINGWORTH Scott	Commonwealth Games Melbourne 2006	Mens 10m Air Pistol Qualification	563	22/03/2006	566

Official Communication

SHGBRM2607194901	288	JER	GBR	WARD David Leslie	Commonwealth Games Melbourne 2006	Mens 10m Air Pistol Qualification	563	22/03/2006	566
SHBARM2903195201	147	BAR	BAR	FOSTER Chester	Commonwealth Games Melbourne 2006	Mens 10m Air Pistol Qualification	563	22/03/2006	564
SHPAKM1712196601	373	PAK	PAK	ALI Irshad	Commonwealth Games Melbourne 2006	Mens 10m Air Pistol Qualification	563	22/03/2006	563
SHGBRM1004197701	458	WAL	GBR	PHELPS David	Commonwealth Games Melbourne 2006	Mens 50m Rifle Prone Qualification	587	22/03/2006	596
SHINDM0501198101	266	IND	IND	RAJPUT Sanjeev	Commonwealth Games Melbourne 2006	Mens 50m Rifle Prone Qualification	587	22/03/2006	594
SHAUSM0704196201	134	AUS	AUS	POTENT Warren	Commonwealth Games Melbourne 2006	Mens 50m Rifle Prone Qualification	587	22/03/2006	594
SHNZLM0203198001	372	NZL	NZL	TAYLOR Ryan	Commonwealth Games Melbourne 2006	Mens 50m Rifle Prone Qualification	587	22/03/2006	594
SHGBRM1410196301	211	ENG	GBR	BABB Mike	Commonwealth Games Melbourne 2006	Mens 50m Rifle Prone Qualification	587	22/03/2006	593
SHGBRM1512196601	410	SCO	GBR	SINCLAIR Martin	Commonwealth Games Melbourne 2006	Mens 50m Rifle Prone Qualification	587	22/03/2006	592
SHGBRM2412196801	213	ENG	GBR	HECTOR Chris	Commonwealth Games Melbourne 2006	Mens 50m Rifle Prone Qualification	587	22/03/2006	592
SHGBRM2207197901	457	WAL	GBR	MORGAN Gruffudd	Commonwealth Games Melbourne 2006	Mens 50m Rifle Prone Qualification	587	22/03/2006	591
SHGBRM1502198101	411	SCO	GBR	STIRTON Neil	Commonwealth Games Melbourne 2006	Mens 50m Rifle Prone Qualification	587	22/03/2006	591
SHRSAM0506196802	389	RSA	RSA	SEMORE Martin	Commonwealth Games Melbourne 2006	Mens 50m Rifle Prone Qualification	587	22/03/2006	590
SHBANM2810196801	140	BAN	BAN	ALAM Saiful	Commonwealth Games Melbourne 2006	Mens 50m Rifle Prone Qualification	587	22/03/2006	589
SHINDM0712197901	263	IND	IND	KARMAKAR Joydeep	Commonwealth Games Melbourne 2006	Mens 50m Rifle Prone Qualification	587	22/03/2006	588
SHAUSM1505196101	130	AUS	AUS	CLIFTON David	Commonwealth Games Melbourne 2006	Mens 50m Rifle Prone Qualification	587	22/03/2006	588
SHNZLM2607195001	371	NZL	NZL	TAYLOR Dennis Grant	Commonwealth Games Melbourne 2006	Mens 50m Rifle Prone Qualification	587	22/03/2006	588
SHGBRM2204194801	277	IOM	GBR	GLOVER	Commonwealth Games Melbourne 2006	Mens 50m Rifle Prone Qualification	587	22/03/2006	588
SHGBRM2205195501	275	IOM	GBR	CREEVY Harry	Commonwealth Games Melbourne 2006	Mens 50m Rifle Prone Qualification	587	22/03/2006	587

Official Communication

The Following athletes, being eligible to shoot a Minimum Qualification Score (MQS) in the Olympic Shooting Beijing 2008, (Article 3.12.3.1 Annex Q), have officially attained a MQS as noted below by event at the Melbourne 2006 Commonwealth Games.

Issued by: David REW
 Time: 14:28
 Date: 23 03 2006

This decision affects: RESULTS
 SCHEDULE
 OTHER

<input type="checkbox"/>
<input type="checkbox"/>
<input checked="" type="checkbox"/>

ISSF Number	CWG Bib Number	CGA Code	NAT	Name	Meeting	Event	Event MQS	Date Achieved	MQS
SHKAZW1007197601	108	AUS	AUS	ASPANDIYAROVA Dina	Commonwealth Games Melbourne 2006	Womens 10m Air Pistol	365	23/03/2006	386
SHBLRW3112196301	116	AUS	AUS	YAUHLEUSKAYA Lalita	Commonwealth Games Melbourne 2006	Womens 10m Air Pistol	365	23/03/2006	384
SHCANW1512197601	160	CAN	CAN	EAGLES Kim	Commonwealth Games Melbourne 2006	Womens 10m Air Pistol	365	23/03/2006	382
SHGBRW1605198601	199	ENG	GBR	LYDALL Julia	Commonwealth Games Melbourne 2006	Womens 10m Air Pistol	365	23/03/2006	378
SHCYPW3107196401	181	CYP	CYP	PANTELI Erini	Commonwealth Games Melbourne 2006	Womens 10m Air Pistol	365	23/03/2006	377
SHSINW0302198601	417	SIN	SIN	ZHAO Huijing	Commonwealth Games Melbourne 2006	Womens 10m Air Pistol	365	23/03/2006	376
SHMASW0711198301	298	MAS	MAS	CHEAH Joseline Lee Yean	Commonwealth Games Melbourne 2006	Womens 10m Air Pistol	365	23/03/2006	374
SHINDW2503198601	250	IND	IND	SRAO Harveen	Commonwealth Games Melbourne 2006	Womens 10m Air Pistol	365	23/03/2006	374
SHMASW1606197701	300	MAS	MAS	NG Bibiana Pei Chin	Commonwealth Games Melbourne 2006	Womens 10m Air Pistol	365	23/03/2006	374
SHINDW1311198001	246	IND	IND	RANA Sonia	Commonwealth Games Melbourne 2006	Womens 10m Air Pistol	365	23/03/2006	371
SHCANW0305197501	159	CAN	CAN	CHAO Avianna	Commonwealth Games Melbourne 2006	Womens 10m Air Pistol	365	23/03/2006	369
SHGBRW0612198401	197	ENG	GBR	GEIKIE Georgina	Commonwealth Games Melbourne 2006	Womens 10m Air Pistol	365	23/03/2006	369
SHNZLW1911196501	14	NZL	NZL	LEES Jocelyn	Commonwealth Games Melbourne 2006	Womens 10m Air Pistol	365	23/03/2006	367
SHSRIW1908197001	15	SRI	SRI	ABEYMANNNA Ruwini	Commonwealth Games Melbourne 2006	Womens 10m Air Pistol	365	23/03/2006	367
SHMASW2409198201	311	MAS	MAS	NUR SURYANI BINTI Mohamed	Commonwealth Games Melbourne	Womens 50m Rifle 3 Positions	555	23/03/2006	576

Official Communication

					2006							
SHRSAW2809198101	380	RSA	RSA	VAN REENEN Esmari	Commonwealth Games Melbourne 2006	Womens Positions	50m Rifle	3	555	23/03/2006	576	
SHINDW0608197101	262	IND	IND	JUNG Anuja	Commonwealth Games Melbourne 2006	Womens Positions	50m Rifle	3	555	23/03/2006	574	
SHGBRW2506198702	454	WAL	GBR	CORISH Sian	Commonwealth Games Melbourne 2006	Womens Positions	50m Rifle	3	555	23/03/2006	571	
SHINDW1205196901	259	IND	IND	BHAGWAT Anjali Mandar	Commonwealth Games Melbourne 2006	Womens Positions	50m Rifle	3	555	23/03/2006	570	
SHSINW0405198801	423	SIN	SIN	ZHANG Jingna	Commonwealth Games Melbourne 2006	Womens Positions	50m Rifle	3	555	23/03/2006	570	
SHGBRW1104197501	216	ENG	GBR	MINETT Louise	Commonwealth Games Melbourne 2006	Womens Positions	50m Rifle	3	555	23/03/2006	570	
SHMASW1708197301	312	MAS	MAS	NURUL HUDDA BINTI Baharin	Commonwealth Games Melbourne 2006	Womens Positions	50m Rifle	3	555	23/03/2006	567	
SHAUSW2111197901	135	AUS	AUS	SMITH Susannah	Commonwealth Games Melbourne 2006	Womens Positions	50m Rifle	3	555	23/03/2006	567	
SHGBRW2004197301	405	SCO	GBR	JACKSON Susan	Commonwealth Games Melbourne 2006	Womens Positions	50m Rifle	3	555	23/03/2006	566	
SHAUSW0404198101	133	AUS	AUS	MCCREADY Sue	Commonwealth Games Melbourne 2006	Womens Positions	50m Rifle	3	555	23/03/2006	565	
SHSRIW2512196701	428	SRI	SRI	RAMANAYAKA Pushpamali I	Commonwealth Games Melbourne 2006	Womens Positions	50m Rifle	3	555	23/03/2006	564	
SHGBRW1603198001	217	ENG	GBR	SPICER Becky	Commonwealth Games Melbourne 2006	Womens Positions	50m Rifle	3	555	23/03/2006	563	
SHNZLW1207197001	368	NZL	NZL	JOHNSTON Sally	Commonwealth Games Melbourne 2006	Womens Positions	50m Rifle	3	555	23/03/2006	563	
SHGBRW1210198501	404	SCO	GBR	COLE-HAMILTON Emma	Commonwealth Games Melbourne 2006	Womens Positions	50m Rifle	3	555	23/03/2006	562	
SHNZLW2110196801	366	NZL	NZL	GLASS Sheryl	Commonwealth Games Melbourne 2006	Womens Positions	50m Rifle	3	555	23/03/2006	560	
SHCANW2107198101	173	CAN	CAN	HAMULAS Cynthia	Commonwealth Games Melbourne 2006	Womens Positions	50m Rifle	3	555	23/03/2006	557	
SHBANW0103197501	143	BAN	BAN	SULTANA Sabrina	Commonwealth Games Melbourne 2006	Womens Positions	50m Rifle	3	555	23/03/2006	555	
SHGBRW2506198701	453	WAL	GBR	CORISH Jennifer	Commonwealth Games Melbourne 2006	Womens Positions	50m Rifle	3	555	23/03/2006	555	
SHINDM1908198501	244	IND	IND	KUMAR Vijay	Commonwealth Games Melbourne 2006	Mens 25m Rapid Fire Pistol Qualification			573	23/03/2006	581	

Official Communication

SHINDM1103198001	251	IND	IND	TAMANG Pemba	Commonwealth Games Melbourne 2006	Mens 25m Rapid Fire Pistol Qualification	573	23/03/2006	580
SHMASM2202197701	299	MAS	MAS	HASLI IZWAN BIN Amir	Commonwealth Games Melbourne 2006	Mens 25m Rapid Fire Pistol Qualification	573	23/03/2006	573

Official Communication

The Following athletes, being eligible to shoot a Minimum Qualification Score (MQS) in the Olympic Shooting Beijing 2008, (Article 3.12.3.1 Annex Q), have officially attained a MQS as noted below by event at the Melbourne 2006 Commonwealth Games.

Issued by: David REW
Time: 15:30
Date: 24 03 2006

This decision affects: RESULTS
SCHEDULE
OTHER

<input type="checkbox"/>
<input type="checkbox"/>
<input checked="" type="checkbox"/>

ISSF Number	CWG Bib Number	CGA Code	NAT	Name	Meeting	Event	Event MQS	Date Achieved	MQS
SHINDM0605198301	265	IND	IND	NARANG Gagan	Commonwealth Games Melbourne 2006	Mens 50m Rifle 3 Position	1135	24/03/2006	1163
SHINDM2809198201	260	IND	IND	BINDRA Abhinav	Commonwealth Games Melbourne 2006	Mens 50m Rifle 3 Position	1135	24/03/2006	1151
SHAUSM1106198001	129	AUS	AUS	BURGE Ben	Commonwealth Games Melbourne 2006	Mens 50m Rifle 3 Position	1135	24/03/2006	1150
SHGBRM2807197901	455	WAL	GBR	CROYDON John	Commonwealth Games Melbourne 2006	Mens 50m Rifle 3 Position	1135	24/03/2006	1143
SHGBRM2412196801	213	ENG	GBR	HECTOR Chris	Commonwealth Games Melbourne 2006	Mens 50m Rifle 3 Position	1135	24/03/2006	1143
SHNZLM0807197101	367	NZL	NZL	GRUMMITT David	Commonwealth Games Melbourne 2006	Mens 50m Rifle 3 Position	1135	24/03/2006	1139

Official Communication

The Following athletes, being eligible to shoot a Minimum Qualification Score (MQS) in the Olympic Shooting Beijing 2008, (Article 3.12.3.1 Annex Q), have officially attained a MQS as noted below by event at the Melbourne 2006 Commonwealth Games.

Issued by: David REW
 Time: 16:30
 Date: 22 03 2006

This decision affects: RESULTS
 SCHEDULE
 OTHER

<input type="checkbox"/>
<input type="checkbox"/>
<input checked="" type="checkbox"/>

ISSF Number	CWG Bib Number	CGA Code	NAT	Name	Meeting	Event	Event MQS	Date Achieved	MQS
SHRSAW1108197901	386	RSA	RSA	SWANTON Diane	Commonwealth Melbourne 2006 Games	Womens Trap - Individual	58	22/03/02006	72
SHAUSW2004197901	315	MLT	MLT	MADYSON Rebecca	Commonwealth Melbourne 2006 Games	Womens Trap - Individual	58	22/03/02006	70
SHNZLW1905196201	356	NZL	NZL	BORRELL Teresa	Commonwealth Melbourne 2006 Games	Womens Trap - Individual	58	22/03/02006	68
SHCANW0511195001	168	CAN	CAN	NATTRASS Susan Marie	Commonwealth Melbourne 2006 Games	Womens Trap - Individual	58	22/03/02006	68
SHAUSW1109196001	120	AUS	AUS	BAYNES Deserie	Commonwealth Melbourne 2006 Games	Womens Trap - Individual	58	22/03/02006	67
SHGBRW0406197101	449	WAL	GBR	WIXEY Sarah	Commonwealth Melbourne 2006 Games	Womens Trap - Individual	58	22/03/02006	67
SHGBRW2706196401	400	SCO	GBR	MARSHALL Shona	Commonwealth Melbourne 2006 Games	Womens Trap - Individual	58	22/03/02006	64
SHGBRW1510195701	204	ENG	GBR	GODDARD Lesley	Commonwealth Melbourne 2006 Games	Womens Trap - Individual	58	22/03/02006	64
SHCANW0610196501	166	CAN	CAN	MEYER Cynthia Barbara	Commonwealth Melbourne 2006 Games	Womens Trap - Individual	58	22/03/02006	63
SHAUSW0805197301	117	AUS	AUS	BALOGH Suzy	Commonwealth Melbourne 2006 Games	Womens Trap - Individual	58	22/03/02006	62
SHNZLW1109197501	363	NZL	NZL	STANTON Nadine	Commonwealth Melbourne 2006 Games	Womens Trap - Individual	58	22/03/02006	59

Official Communication

The Following athletes, being eligible to shoot a Minimum Qualification Score (MQS) in the Olympic Shooting Beijing 2008, (Article 3.12.3.1 Annex Q), have officially attained a MQS as noted below by event at the Melbourne 2006 Commonwealth Games.

Issued by: David REW
 Time: 16:30
 Date: 23 03 2006

This decision affects: RESULTS
 SCHEDULE
 OTHER

<input type="checkbox"/>
<input type="checkbox"/>
<input checked="" type="checkbox"/>

ISSF Number	CWG Bib Number	CGA Code	NAT	Name	Meeting	Event	Event MQS	Date Achieved	MQS
SHINDM0311197601	256	IND	IND	SANDHU Manavjit Singh	Commonwealth Melbourne 2006 Games	Mens Trap - Individual	112	23/03/2006	122
SHNZLM0702196001	359	NZL	NZL	EDE Graeme	Commonwealth Melbourne 2006 Games	Mens Trap - Individual	112	23/03/2006	120
SHCANM0502198401	165	CAN	CAN	BIETZ Tye Warner	Commonwealth Melbourne 2006 Games	Mens Trap - Individual	112	23/03/2006	119
SHGBRM2807195301	460	NIR	GBR	BEATTIE David	Commonwealth Melbourne 2006 Games	Mens Trap - Individual	112	23/03/2006	117
SHGBRM0703198301	207	ENG	ENG	LING Edward	Commonwealth Melbourne 2006 Games	Mens Trap - Individual	112	23/03/2006	117
SHGBRM0708197101	401	SCO	GBR	MCLEAN Ossie	Commonwealth Melbourne 2006 Games	Mens Trap - Individual	112	23/03/2006	116
SHFIJM0405196301	225	FIJ	FIJ	KABLE Glenn	Commonwealth Melbourne 2006 Games	Mens Trap - Individual	112	23/03/2006	116
SHINDM0112196501	258	IND	IND	SINGH Mansher	Commonwealth Melbourne 2006 Games	Mens Trap - Individual	112	23/03/2006	116
SHGBRM3012196501	447	WAL	GBR	BIRKETT EVANS James	Commonwealth Melbourne 2006 Games	Mens Trap - Individual	112	23/03/2006	115
SHAUSM2005197201	121	AUS	AUS	DIAMOND Michael	Commonwealth Melbourne 2006 Games	Mens Trap - Individual	112	23/03/2006	115
SHAUSM1206197101	127	AUS	AUS	VELLA Adam	Commonwealth Melbourne 2006 Games	Mens Trap - Individual	112	23/03/2006	115
SHNZLM2105197101	362	NZL	NZL	SINCLAIR Allan	Commonwealth Melbourne 2006 Games	Mens Trap - Individual	112	23/03/2006	115
SHSINM1903196601	419	SIN	SIN	LEE Wung Yew	Commonwealth Melbourne 2006 Games	Mens Trap - Individual	112	23/03/2006	114
SHCYPM0804196801	188	CYP	CYP	VASILEIOU Andreas	Commonwealth Melbourne 2006 Games	Mens Trap - Individual	112	23/03/2006	113
SHGBRM0406197101	450	WAL	GBR	WIXEY Michael	Commonwealth Melbourne 2006 Games	Mens Trap - Individual	112	23/03/2006	113
SHGBRM2912195701	202	ENG	GBR	DEAN Chris	Commonwealth Melbourne 2006 Games	Mens Trap - Individual	112	23/03/2006	112
SHCANM2011197401	169	CAN	CAN	REYNOLDS Kirk	Commonwealth Melbourne 2006 Games	Mens Trap - Individual	112	23/03/2006	112
SHMASM1104196901	306	MAS	MAS	YEOH Bernard Cheng Han	Commonwealth Melbourne 2006 Games	Mens Trap - Individual	112	23/03/2006	112

Official Communication

The Following athletes, being eligible to shoot a Minimum Qualification Score (MQS) in the Olympic Shooting Beijing 2008, (Article 3.12.3.1 Annex Q), have officially attained a MQS as noted below by event at the Melbourne 2006 Commonwealth Games.

Issued by: David REW
 Time: 16:30
 Date: 24 03 2006

This decision affects: RESULTS
 SCHEDULE
 OTHER

<input type="checkbox"/>
<input type="checkbox"/>
<input checked="" type="checkbox"/>

ISSF Number	CWG Bib Number	CGA Code	NAT	Name	Meeting	Event	Event MQS	Date Achieved	MQS
SHINDM2901197001	255	IND	IND	RATHORE Rajyavardhan Singh	Commonwealth Melbourne 2006 Games	Mens Double Trap - Individual	118	24/03/2006	137
SHRSAM0708198501	387	RSA	RSA	SWANTON Byron	Commonwealth Melbourne 2006 Games	Mens Double Trap - Individual	118	24/03/2006	134
SHMLTM0701198501	314	MLT	MLT	CHECUTI William	Commonwealth Melbourne 2006 Games	Mens Double Trap - Individual	118	24/03/2006	139
SHAUSM2502196401	123	AUS	AUS	MARK Russell	Commonwealth Melbourne 2006 Games	Mens Double Trap - Individual	118	24/03/2006	134
SHGBRM1603197701	203	ENG	GBR	FAULDS Richard	Commonwealth Melbourne 2006 Games	Mens Double Trap - Individual	118	24/03/2006	134
SHGBRM2304198501	210	ENG	GBR	WALTON Stevan Paul	Commonwealth Melbourne 2006 Games	Mens Double Trap - Individual	118	24/03/2006	141
SHINDM3105197001	253	IND	IND	BHATNAGAR Vikram	Commonwealth Melbourne 2006 Games	Mens Double Trap - Individual	118	24/03/2006	133
SHCYPM0705198501	186	CYP	CYP	THEODOTOU Stephen	Commonwealth Melbourne 2006 Games	Mens Double Trap - Individual	118	24/03/2006	132
SHCANM0502198401	165	CAN	CAN	BIETZ Tye Warner	Commonwealth Melbourne 2006 Games	Mens Double Trap - Individual	118	24/03/2006	129
SHAUSM1201197201	125	AUS	AUS	TREMBATH Craig	Commonwealth Melbourne 2006 Games	Mens Double Trap - Individual	118	24/03/2006	128
SHGBRM1707196801	273	IOM	GBR	PARSONS Neil Edward	Commonwealth Melbourne 2006 Games	Mens Double Trap - Individual	118	24/03/2006	126
SHGBRM1610198201	272	IOM	GBR	KNEALE Timothy James	Commonwealth Melbourne 2006 Games	Mens Double Trap - Individual	118	24/03/2006	126
SHCANM2011197401	169	CAN	CAN	REYNOLDS Kirk	Commonwealth Melbourne 2006 Games	Mens Double Trap - Individual	118	24/03/2006	126
SHMASM2501196101	303	MAS	MAS	KHOR Seng Chye	Commonwealth Melbourne 2006 Games	Mens Double Trap - Individual	118	24/03/2006	125
SHMLTM1509197901	316	MLT	MLT	MICALLEF Rodney	Commonwealth Melbourne 2006 Games	Mens Double Trap - Individual	118	24/03/2006	124
SHCYPM2610195801	183	CYP	CYP	DEMETRIOU Demetris	Commonwealth Melbourne 2006 Games	Mens Double Trap - Individual	118	24/03/2006	122
SHCYPW1906198401	184	CYP	CYP	ELEFThERIOU Andri	Commonwealth Melbourne 2006 Games	Womens Skeet - Individual	60	24/03/2006	67
SHAUSW1504198001	122	AUS	AUS	MARK Lauryn	Commonwealth Melbourne 2006 Games	Womens Skeet - Individual	60	24/03/2006	68
SHGBRW0405195201	206	ENG	GBR	LE GRELLE Pinky	Commonwealth Melbourne 2006 Games	Womens Skeet - Individual	60	24/03/2006	69
SHAUSW2407198201	124	AUS	AUS	RAHMAN Natalia	Commonwealth Melbourne 2006 Games	Womens Skeet - Individual	60	24/03/2006	69



Official Communication

SHCYPW2104197701	187	CYP	CYP	THEOPHANOUS Louiza	Commonwealth Melbourne 2006	Games	Womens Skeet - Individual	60	24/03/2006	66
SHINDW0307197901	254	IND	IND	RAO Arti Singh	Commonwealth Melbourne 2006	Games	Womens Skeet - Individual	60	24/03/2006	67
SHGBRW1007197501	208	ENG	GBR	LITTLE Elena	Commonwealth Melbourne 2006	Games	Womens Skeet - Individual	60	24/03/2006	64
SHNZLW1411198601	357	NZL	NZL	DISCOMBE Erin	Commonwealth Melbourne 2006	Games	Womens Skeet - Individual	60	24/03/2006	60

Official Communication

The Following athletes, being eligible to shoot a Minimum Qualification Score (MQS) in the Olympic Shooting Beijing 2008, (Article 3.12.3.1 Annex Q), have officially attained a MQS as noted below by event at the Melbourne 2006 Commonwealth Games.

Issued by: David REW
 Time: 15:20
 Date: 25 03 2006

This decision affects: RESULTS
 SCHEDULE
 OTHER

<input type="checkbox"/>
<input type="checkbox"/>
<input checked="" type="checkbox"/>

ISSF Number	CWG Bib Number	CGA Code	NAT	Name	Meeting	Event	Event MQS	Date Achieved	MQS
SHCYPM2412198001	182	CYP	CYP	ACHILLEOS George	Commonwealth Games Melbourne 2006	Mens Skeet - Qualification	114	25/03/2006	123
SHAUSM0210197101	118	AUS	AUS	BARTON Clive	Commonwealth Games Melbourne 2006	Mens Skeet - Qualification	114	25/03/2006	123
SHCYPM2401196701	185	CYP	CYP	NIKOLAIDES Antonis	Commonwealth Games Melbourne 2006	Mens Skeet - Qualification	114	25/03/2006	119
SHAUSM0609197701	119	AUS	AUS	BARTON George	Commonwealth Games Melbourne 2006	Mens Skeet - Qualification	114	25/03/2006	118
SHCANM0710197701	167	CAN	CAN	MILLER Clayton Alexand	Commonwealth Games Melbourne 2006	Mens Skeet - Qualification	114	25/03/2006	118
SHBARM2404196601	150	BAR	BAR	MASKELL Michael	Commonwealth Games Melbourne 2006	Mens Skeet - Qualification	114	25/03/2006	117
SHMASM1905196301	305	MAS	MAS	TEH Chee Fei	Commonwealth Games Melbourne 2006	Mens Skeet - Qualification	114	25/03/2006	117
SHNZLM1406196701	364	NZL	NZL	WILSON Paul	Commonwealth Games Melbourne 2006	Mens Skeet - Qualification	114	25/03/2006	117
SHGBRM1607195901	399	SCO	GBR	MARSDEN Ian	Commonwealth Games Melbourne 2006	Mens Skeet - Qualification	114	25/03/2006	116
SHNZLM2409196001	358	NZL	NZL	DUFF Malcolm	Commonwealth Games Melbourne 2006	Mens Skeet - Qualification	114	25/03/2006	116
SHGBRM2211195201	448	WAL	GBR	GROVE Tony	Commonwealth Games Melbourne 2006	Mens Skeet - Qualification	114	25/03/2006	116
SHGBRM1310196101	446	WAL	GBR	ALLEN Malcolm	Commonwealth Games Melbourne 2006	Mens Skeet - Qualification	114	25/03/2006	115