



Shooting



Contents

Competition Schedule

Officials

Entry List by CGA

Summary Results - 10m Air Rifle - Singles Men

Summary Results - 10m Air Rifle - Singles Women

Summary Results - 10m Air Pistol - Singles Men

Summary Results - 10m Air Pistol - Singles Women

Summary Results - 25m Pistol - Singles Women

Summary Results - 25m Rapid Fire Pistol - Singles Men

Summary Results - 25m Centre Fire Pistol - Singles Men

Summary Results - 25m Standard Pistol - Singles Men

Summary Results - 50m Rifle 3 Positions - Singles Men

Summary Results - 50m Rifle 3 Positions - Singles Women

Summary Results - 50m Rifle Prone - Singles Men

Summary Results - 50m Rifle Prone - Singles Women

Summary Results - 50m Pistol - Singles Men

Summary Results - Trap - Singles Men

Summary Results - Trap - Singles Women

Summary Results - Double Trap - Singles Men

Summary Results - Double Trap - Singles Women

Summary Results - Skeet - Singles Men

Summary Results - Skeet - Singles Women

Summary Results - Full Bore Rifle Stage 1 - Singles Open

Summary Results - Full Bore Rifle Stage 2 - Singles Open

Summary Results - Full Bore Rifle Stage 3 - Singles Open

Summary Results - 10m Air Rifle - Pairs Men

Summary Results - 10m Air Rifle - Pairs Women

Summary Results - 10m Air Pistol - Pairs Men

Summary Results - 10m Air Pistol - Pairs Women

Summary Results - 25m Pistol - Pairs Women

Summary Results - 25m Rapid Fire Pistol - Pairs Men

Summary Results - 25m Centre Fire Pistol - Pairs Men

Summary Results - 25m Standard Pistol - Pairs Men

Summary Results - 50m Rifle 3 Positions - Pairs Men

Summary Results - 50m Rifle 3 Positions - Pairs Women

Summary Results - 50m Rifle Prone - Pairs Men

Summary Results - 50m Rifle Prone - Pairs Women

Summary Results - 50m Pistol - Pairs Men

Summary Results - Trap - Pairs Men

Summary Results - Trap - Pairs Women

Summary Results - Double Trap - Pairs Men

Summary Results - Double Trap - Pairs Women

Summary Results - Skeet - Pairs Men

Summary Results - Skeet - Pairs Women

Summary Results - Full Bore Rifle Stage 2 - Pairs Open

Summary Results - Full Bore Rifle Stage 3 - Pairs Open

Official Communications

Medallists by Event

Medal Standings

Records Broken

The XVII Commonwealth Games Shooting


Bisley, England

26th July – 3rd August 2002

The Shooting Events of the XVII Commonwealth Games: 10m Air Rifle, 50m Rifle, 10m Air Pistol, 25m Pistol and 50m Pistol, Trap, Double Trap and Skeet events were conducted in accordance with the official Rules and Regulations of the International Sport Shooting Federation (ISSF). The Fullbore Rifle events were conducted in accordance with the official Rules and Regulations of the National Rifle Association.

The Championships took place at the National Shooting Centre, Bisley Camp, England.

This document contains the official results.



Fritz Schattleitner
ISSF Technical Delegate


We the undersigned Chairmen of the various Juries appointed on the authority of the ISSF and the NRA (Fullbore Rifle), confirm the official results were achieved under the full conditions of the applicable Official Statutes Rules and Regulations.



Graeme Hudson (NZL)
Chairman Jury of Appeal



Robert Aitken (SCO)
Chairman Full Bore Rifle Jury




William Vorster (RSA)
Chairman ISSF Pistol Jury




Muzli Mustakim (MAS)
Chairman Equipment Control Jury



Aado Maranik (AUS)
Chairman Classification Jury



Jaswant Singh (IND)
Chairman ISSF Rifle Jury



Demetris Lordos (CYP)
Chairman ISSF Shotgun Jury



Dr Rod Macdonald (ENG)
Head of Doping Control

COMPETITION SCHEDULE

NATIONAL SHOOTING CENTRE BISLEY



SHOOTING

Date	Time	Event	Phase
27 JUL 2002	09:00	Men 10m Air Rifle Pairs	Conclusion
	09:00	Men Trap Pairs	Conclusion
	09:00	Women Trap Pairs	Conclusion
	10:00	Open Full Bore Rifle Pairs	Stage 2
	11:30	Men 10m Air Pistol Pairs	Conclusion
28 JUL 2002	09:00	Women 10m Air Rifle Pairs	Conclusion
	09:00	Men Double Trap Pairs	Conclusion
	09:00	Women Double Trap Pairs	Conclusion
	10:00	Open Full Bore Rifle Pairs	Stage 3
	10:00	Men 50m Pistol Pairs	Conclusion
	11:00	Women 10m Air Pistol Pairs	Conclusion
	13:00	Men 50m Rifle Prone Pairs	Conclusion
29 JUL 2002	08:30	Men 25m Rapid Fire Pistol Pairs	Stage 1
	09:00	Men Skeet Pairs	Conclusion
	09:00	Women Skeet Pairs	Conclusion
	10:00	Men 25m Rapid Fire Pistol Pairs	Conclusion
	10:30	Women 50m Rifle 3 Positions Pairs	Conclusion
	12:30	Men 25m Standard Pistol Pairs	Conclusion
30 JUL 2002	08:30	Men 25m Centre Fire Pistol Pairs	Conclusion
	09:00	Women Trap Singles	Qualification
	09:00	Men Trap Singles	Stage 1
	10:00	Open Full Bore Rifle Singles	Stage 1
	10:30	Women 50m Rifle Prone Pairs	Conclusion
	12:00	Women 25m Pistol Pairs	Conclusion
	12:45	Men 50m Rifle 3 Positions Pairs	Conclusion
	14:00	Women Trap Singles	Final
31 JUL 2002	09:00	Men 10m Air Rifle Singles	Qualification
	10:00	Men Trap Singles	Stage 2
	10:00	Open Full Bore Rifle Singles	Stage 2
	11:45	Men 10m Air Rifle Singles	Final
	12:45	Men 10m Air Pistol Singles	Qualification
	14:00	Men Trap Singles	Final
	15:30	Men 10m Air Pistol Singles	Final
01 AUG 2002	09:00	Women 10m Air Rifle Singles	Qualification
	09:45	Men 50m Pistol Singles	Qualification
	10:00	Women Double Trap Singles	Qualification
	10:00	Men Double Trap Singles	Qualification
	11:15	Women 10m Air Rifle Singles	Final
	12:45	Men 50m Pistol Singles	Final
	13:15	Women 10m Air Pistol Singles	Qualification
	13:30	Women Double Trap Singles	Final
	13:45	Men 50m Rifle Prone Singles	Qualification
	14:15	Men Double Trap Singles	Final
	15:30	Women 10m Air Pistol Singles	Final
	16:15	Men 50m Rifle Prone Singles	Final
02 AUG 2002	08:30	Men 25m Rapid Fire Pistol Singles	Stage 1
	09:00	Men Skeet Singles	Stage 1
	09:00	Women Skeet Singles	Qualification
	09:45	Women 50m Rifle 3 Positions Singles	Qualification
	10:00	Open Full Bore Rifle Singles	Stage 3
	10:00	Men 25m Rapid Fire Pistol Singles	Stage 2
	12:30	Men 25m Rapid Fire Pistol Singles	Final
	13:15	Women 50m Rifle 3 Positions Singles	Final
	13:45	Men 25m Standard Pistol Singles	Conclusion
	14:00	Women Skeet Singles	Final
03 AUG 2002	08:30	Men 25m Centre Fire Pistol Singles	Conclusion
	09:45	Women 50m Rifle Prone Singles	Conclusion
	10:00	Men Skeet Singles	Stage 2
	12:00	Men 50m Rifle 3 Positions Singles	Qualification
	12:00	Women 25m Pistol Singles	Qualification
	14:00	Men Skeet Singles	Final
	15:30	Women 25m Pistol Singles	Final
	16:30	Men 50m Rifle 3 Positions Singles	Final

Legend:

M Men
O Open

W Women



ISSF Technical Delegate

SCHATTLEITNER Fritz Austria (AUT)

Appeal Jury

HUDSON Graeme (Chairman)	New Zealand (NZL)	FUNG Lok Nam	Singapore (SIN)
HARDMAN Dennis Roscoe	Zimbabwe (ZIM)	SCHATTLEITNER Fritz	Austria (AUT)
PARISH David Roy Vanderleur	England (ENG)		

Full Bore Rifle Jury

AITKEN Robert James (Chairman)	Scotland (SCO)	PAGE Peter Ewart	Canada (CAN)
HARRISON Edward Philip Jermyn	England (ENG)		

ISSF Rifle Jury

SINGH Jaswant (Chairman)	India (IND)	MUSTAKIM Muzli	Malaysia (MAS)
HUNTER John	England (ENG)		

ISSF Pistol Jury

VORSTER William (Chairman)	South Africa (RSA)	FORTUNE Colin	New Zealand (NZL)
TWEEDIE Spencer	Australia (AUS)	JALALUDDIN Amin Jainulabdeen	India (IND)
OLDROYD Tony	England (ENG)		

ISSF Shotgun Jury

LORDOS Demetris (Chairman)	Cyprus (CYP)	KELLY James	Australia (AUS)
PAECKMEYER Glenn	England (ENG)		

ISSF Classification Jury

MARANIK Aado (Chairman)	Australia (AUS)	PILKINGTON Pauline	Canada (CAN)
RODRIGO Carlyle Elmore	Sri Lanka (SRI)	WATTERSON Stewart William	Isle of Man (IOM)
TURNER Jon	England (ENG)		

ISSF Equipment Control Jury

MUSTAKIM Muzli (Chairman)	Malaysia (MAS)	FORTUNE Colin	New Zealand (NZL)
JALALUDDIN Amin Jainulabdeen	India (IND)	PAECKMEYER Glenn	England (ENG)

Directors of Shooting

UNDERHILL Peter	England (ENG)	O'BRIEN Colin Stuart	England (ENG)
BOAKES Phill	England (ENG)	PAGE Jenny	England (ENG)
GLAISTER Doug	England (ENG)	IVY Derek	England (ENG)
GOODFELLOW David	England (ENG)	DOWER Craig	England (ENG)

Chief Range Officers

CLAYTON Anthony Robert	England (ENG)	JENNINGS Fred	England (ENG)
DOUGLISS Eric	England (ENG)	REDDY Clive	England (ENG)
MURRAY Keith	England (ENG)		

Range Officers

CLARKE Arthur Eric	Scotland (SCO)	STEVENS David Randall	England (ENG)
KIDNER Tim	Scotland (SCO)	HILLS Allen Leslie	England (ENG)
GARDNER John	England (ENG)	STONER Arthur	England (ENG)
ALLISS Peter	England (ENG)	LEECH Jon Richard	England (ENG)
FRENCH Ivor	England (ENG)	RUSS Tom	England (ENG)
BUCHANAN John Royston	Scotland (SCO)	MALLOWS Ann	England (ENG)
NEWSTEAD John Warner	England (ENG)	HORSFIELD Trevor	England (ENG)
MALLOWS James Alexander	England (ENG)	SILCOX John Richard	Scotland (SCO)
BILLBROUGH John	England (ENG)	GREEN Robert	Northern Ireland (NIR)
THOMAS David	England (ENG)	MARANIK Dorothy Edith May	Australia (AUS)
OLDROYD Nicola J	England (ENG)	POWELL Robert	England (ENG)



GARRETT Norman Keith	England (ENG)	NICHOLLS Malcolm	England (ENG)
GIRLING Brian Edward	England (ENG)	GREGORY Jenny	Australia (AUS)
HANKEY Kathleen Rene	England (ENG)	PIERPOINT Lesley Denise	England (ENG)
KIRKLAND Andrew John	England (ENG)	DOBBS Barry	England (ENG)
DIXSON Raymond	England (ENG)	SAVAGE Tejay	England (ENG)
GRIDLEY Kevin Ronald	England (ENG)	JONES John Noel Victor	England (ENG)
PAVLOU Costas	Cyprus (CYP)	XENOFONTOS Kostakis	Cyprus (CYP)
BONNER Michael	Canada (CAN)	G-ORDUNA Emilio	England (ENG)

Classification Officers

WEBBER Hugh	England (ENG)	FARNAN Martin Gerald	Northern Ireland (NIR)
FARNAN Phyllis Jacqueline	England (ENG)	CORNISH Brian George	England (ENG)
HEATH Ben	England (ENG)	PARKER George Frederick	England (ENG)
VOLLER Marion	England (ENG)	BUNCH Sarah Christine	England (ENG)
STUART-BAMFORD Eric	England (ENG)	HUNTER Norah	England (ENG)
GOODFELLOW Gill	England (ENG)	FILLERY Richard Henry	England (ENG)
FILLERY Ronald James	England (ENG)	FURSDON Alison Fiona	New Zealand (NZL)
WOODALL Elizabeth Mary	England (ENG)	COADY Linda	England (ENG)
IVY Jennie	England (ENG)	PAGE Bruce	England (ENG)

Equipment Control Officers

MORTON Pepe	South Africa (RSA)	NICHOLL Janet	England (ENG)
LEE Barbara Ann	England (ENG)	WOODS John Brian	England (ENG)
HANKEY Reginald	England (ENG)	WEEDON Roger Francis	England (ENG)

Full Bore Register Keepers

PULLEN Edward John Huntley	England (ENG)	BIRD Frank Arthur	England (ENG)
DAVIS Frederick George	England (ENG)	MACKAY John Philip	England (ENG)
HODGES Maxwell G L	England (ENG)	ROBINSON Peter	England (ENG)
HOLMES John	England (ENG)	KILLIAN John Robert	England (ENG)
AMY Philip John	Jersey (JER)	ADAMS Eric	England (ENG)
THOMPSON William Henry	England (ENG)	SMITH Peter Robin	England (ENG)
PITCHER Arnold	England (ENG)	ROBERTSON Karen Deborah	Northern Ireland (NIR)
WRIGHT Jo	England (ENG)	JOHNSON Lynne Andrea	Northern Ireland (NIR)
WALLIS Eric	England (ENG)	TURVEY Robert	England (ENG)
TUCKER Hamish	Scotland (SCO)	ROTH Bruce	England (ENG)
NOWELL Glyn Ewan	England (ENG)	GREENWELL William Maxwell Walpole	England (ENG)
ROGERS Vivian	England (ENG)		

Members of Shooting Technical Committee (not included above)

CHESHIRE Colin	England (ENG)	HOARE John	England (ENG)
----------------	---------------	------------	---------------



CGA

Australia (AUS)
Bangladesh (BAN)
Barbados (BAR)
Bermuda (BER)
Belize (BIZ)
Canada (CAN)
Cayman Islands (CAY)
Cyprus (CYP)
England (ENG)
Falkland Islands (FAI)
Fiji (FIJ)
Gibraltar (GIB)
Guernsey (GUE)
Guyana (GUY)
India (IND)
Isle of Man (IOM)
Jamaica (JAM)
Jersey (JER)
Kenya (KEN)
Malaysia (MAS)
Malawi (MAW)
Maldives (MDV)
Malta (MLT)
Namibia (NAM)
Norfolk Island (NFI)
Northern Ireland (NIR)
Niue Island (NIU)
New Zealand (NZL)
Pakistan (PAK)
Papua New Guinea (PNG)
South Africa (RSA)
Samoa (SAM)
Scotland (SCO)
St.Helena (SHE)
Singapore (SIN)
Sri Lanka (SRI)
Trinidad & Tobago (TRI)
Uganda (UGA)
Wales (WAL)

Legend:

M Men
O Open

W Women

RESULTS SUMMARY

WED 31 JUL 2002

NATIONAL SHOOTING CENTRE BISLEY



SHOOTING

Records - Qualification					
Commonwealth Games Record	590 HECTOR Christopher	ENG	Langkawi, MAS	17 SEP 1998	
=Commonwealth Games Record	590 BINDRA Abhinav	IND	National Shooting Centre Bisley, ENG	31 JUL 2002	

Records - Final					
Commonwealth Games Record Final	691.9 KHAN Asif Hossain	BAN	National Shooting Centre Bisley, ENG	31 JUL 2002	

Rank	BIB No	Name	CGA	Series 1	Series 2	Series 3	Series 4	Series 5	Series 6	Qualif.	Sh. Off	Penalty						
1	1406	KHAN Asif Hossain	BAN	98	97	99	96	98	99	587								
				Shot 1	Shot 2	Shot 3	Shot 4	Shot 5	Shot 6	Shot 7	Shot 8	Shot 9	Shot 10	Final	Total	Sh. Off	Penalty	
				10.6	10.2	10.8	10.4	10.6	10.7	10.7	10.4	10.6	9.9	104.9	691.9			F GR
2	3604	BINDRA Abhinav	IND	100	96	100	99	98	97	590		=GR						
				Shot 1	Shot 2	Shot 3	Shot 4	Shot 5	Shot 6	Shot 7	Shot 8	Shot 9	Shot 10	Final	Total	Sh. Off	Penalty	
				10.2	10.0	9.7	10.7	9.7	10.0	10.4	10.7	10.9	9.1	101.4	691.4			
3	1215	LOWNDES Timothy	AUS	100	99	97	99	98	96	589								
				Shot 1	Shot 2	Shot 3	Shot 4	Shot 5	Shot 6	Shot 7	Shot 8	Shot 9	Shot 10	Final	Total	Sh. Off	Penalty	
				9.7	9.6	10.1	10.8	10.0	10.3	10.1	10.4	9.5	10.9	101.4	690.4			
4	1410	HOSSAIN Anwar	BAN	99	98	99	98	97	97	588								
				Shot 1	Shot 2	Shot 3	Shot 4	Shot 5	Shot 6	Shot 7	Shot 8	Shot 9	Shot 10	Final	Total	Sh. Off	Penalty	
				10.6	10.1	10.0	10.2	10.4	10.3	10.4	10.8	9.2	9.2	101.2	689.2	10.9		
5	3602	AMBEKAR Sameer	IND	96	99	96	97	100	99	587								
				Shot 1	Shot 2	Shot 3	Shot 4	Shot 5	Shot 6	Shot 7	Shot 8	Shot 9	Shot 10	Final	Total	Sh. Off	Penalty	
				10.9	9.7	9.1	9.8	10.6	10.8	10.3	10.4	10.4	10.2	102.2	689.2	10.3		
6	4412	ZAKARIA Mohd Erman	MAS	98	97	98	100	99	94	586								
				Shot 1	Shot 2	Shot 3	Shot 4	Shot 5	Shot 6	Shot 7	Shot 8	Shot 9	Shot 10	Final	Total	Sh. Off	Penalty	
				9.9	9.4	10.6	10.0	10.5	10.2	10.0	10.0	9.8	10.1	100.5	686.5			
7	2718	HECTOR Christopher	ENG	98	97	97	95	99	98	584								
				Shot 1	Shot 2	Shot 3	Shot 4	Shot 5	Shot 6	Shot 7	Shot 8	Shot 9	Shot 10	Final	Total	Sh. Off	Penalty	
				9.6	10.4	8.9	10.5	10.2	9.3	9.8	10.5	10.3	10.2	99.7	683.7			
8	7906	CROYDON John	WAL	96	98	100	97	96	97	584								
				Shot 1	Shot 2	Shot 3	Shot 4	Shot 5	Shot 6	Shot 7	Shot 8	Shot 9	Shot 10	Final	Total	Sh. Off	Penalty	
				10.1	9.1	8.8	10.3	8.8	10.8	9.8	10.4	10.4	10.0	98.5	682.5			
9	2504	CONSTANTINOU Andreas	CYP	98	98	98	94	98	97	583								
10	6016	RATTRAY David	SCO	97	96	98	98	98	95	582								
11	7903	BLAKE Martyn	WAL	95	98	99	98	93	98	581								
12	2203	DION Michel	CAN	99	97	96	97	97	94	580								
13	5207	GRUMMITT David	NZL	95	95	96	97	98	95	576								
13	6009	LAW Robin	SCO	98	96	96	95	96	95	576								
13	2732	WALLACE Nigel	ENG	95	92	99	96	95	99	576								
16	1204	BURGE Benjamin	AUS	95	94	95	96	95	100	575								
17	2212	METHOT Mario	CAN	95	96	95	97	96	95	574								
17	3711	WATTERSON Steven	IOM	97	95	97	97	94	94	574								

Legend:	DSQ Disqualified	DNS Did Not Start
DNF Did Not Finish		

RESULTS SUMMARY

WED 31 JUL 2002

NATIONAL SHOOTING CENTRE BISLEY



SHOOTING

Records - Qualification

Commonwealth Games Record	590 HECTOR Christopher	ENG	Langkawi, MAS	17 SEP 1998
=Commonwealth Games Record	590 BINDRA Abhinav	IND	National Shooting Centre Bisley, ENG	31 JUL 2002

Records - Final

Commonwealth Games Record Final	691.9 KHAN Asif Hossain	BAN	National Shooting Centre Bisley, ENG	31 JUL 2002
--	--------------------------------	------------	--------------------------------------	-------------

Rank	BIB No	Name	CGA	Series 1	Series 2	Series 3	Series 4	Series 5	Series 6	Qualif.	Sh. Off	Penalty
19	6503	CLINTON Paul	RSA	93	96	95	93	97	94	568		
20	4401	ABD. MUTALIB Mohd Hameleay	MAS	96	95	97	93	92	94	567		
21	6508	SWEMMER Riaan	RSA	92	94	96	92	97	92	563		
22	4609	VELLA William	MLT	96	91	93	95	92	95	562		
23	1501	BEST Marlon	BAR	95	96	95	93	92	90	561		
24	7308	TIWARI Satyadeo	TRI	94	92	91	94	92	97	560		
25	4601	ABELA Mario	MLT	94	92	97	94	91	91	559		
26	1512	PHILLIPS Eric Anthony	BAR	87	88	91	88	87	93	534		
27	7603	MUNGOMA Michael	UGA							DNS		

Legend:	DNF Did Not Finish	DSQ Disqualified	DNS Did Not Start
----------------	---------------------------	-------------------------	--------------------------

RESULTS SUMMARY

THU 1 AUG 2002

NATIONAL SHOOTING CENTRE BISLEY



SHOOTING

Records - Qualification	Commonwealth Games Record	398 BHAGWAT Anjali	IND	National Shooting Centre Bisley, ENG	1 AUG 2002
-------------------------	----------------------------------	---------------------------	------------	--------------------------------------	------------

Records - Final	Commonwealth Games Record Final	500.8 BHAGWAT Anjali	IND	National Shooting Centre Bisley, ENG	1 AUG 2002
-----------------	--	-----------------------------	------------	--------------------------------------	------------

Rank	BIB No	Name	CGA	Series 1	Series 2	Series 3	Series 4	Qualification	Sh. Off	Penalty							
1	3603	BHAGWAT Anjali	IND	100	100	100	98	398		GR							
				Shot 1	Shot 2	Shot 3	Shot 4	Shot 5	Shot 6	Shot 7	Shot 8	Shot 9	Shot 10	Final	Total	Sh. Off	Penalty
				10.8	10.2	10.6	9.9	10.5	10.3	10.3	10.0	10.0	10.2	102.8	500.8		F GR
2	3620	SHIRUR Suma	IND	99	98	100	100	397									
				9.9	10.6	10.8	10.6	9.8	10.4	10.3	10.5	10.3	9.8	103.0	500.0		
3	2723	MINETT Louise	ENG	99	99	98	97	393									
				10.2	10.7	9.2	10.7	10.4	10.0	10.9	9.4	10.0	10.3	101.8	494.8		
4	2201	BOWES Sharon	CAN	99	98	97	96	390									
				9.2	9.8	10.3	10.1	10.5	10.5	10.5	9.3	10.0	10.5	100.7	490.7		
5	1217	McCREADY Susan	AUS	98	97	98	96	389									
				9.0	9.7	9.9	9.5	10.6	10.5	10.5	10.2	10.5	10.4	100.8	489.8		
6	6604	RAMANAYAKE Pushpamali	SRI	98	97	92	99	386									
				10.4	9.4	9.9	10.0	9.9	10.3	10.0	10.8	10.4	10.6	101.7	487.7		
7	4404	BAKAR Roslina	MAS	97	95	96	98	386									
				9.7	9.5	10.3	9.9	9.7	10.7	9.4	10.0	9.9	10.6	99.7	485.7		
8	2211	MECREDY Jacklyn	CAN	97	97	94	98	386									
				10.1	9.0	9.6	9.3	10.2	10.3	9.7	10.3	10.5	9.8	98.8	484.8		
9	1401	AKTER Suraiya	BAN	98	95	97	96	386									
10	4403	BAHARIN Nurul Hudda	MAS	96	97	96	96	385									
11	6507	POTGIETER Donne	RSA	95	97	96	96	384									
11	1225	SMITH Susannah	AUS	95	97	94	98	384									
11	1408	SULTANA Sabrina	BAN	95	95	97	97	384									
14	7908	DALTREY Julie	WAL	95	96	95	97	383									
14	2712	EATON Victoria	ENG	98	97	95	93	383									
16	2503	CONSTANTINOU Marilena	CYP	95	95	95	96	381									
16	2515	THEOFANOUS Fani	CYP	95	95	95	96	381									
18	7911	FLOYD Rhian	WAL	95	95	95	95	380									

Legend:	DNF Did Not Finish	DSQ Disqualified	DNS Did Not Start
----------------	--------------------	------------------	-------------------

RESULTS SUMMARY

THU 1 AUG 2002

NATIONAL SHOOTING CENTRE BISLEY



SHOOTING

Records - Qualification

Commonwealth Games Record **398 BHAGWAT Anjali** **IND** National Shooting Centre Bisley, ENG 1 AUG 2002

Records - Final

Commonwealth Games Record Final **500.8 BHAGWAT Anjali** **IND** National Shooting Centre Bisley, ENG 1 AUG 2002

Rank	BIB No	Name	CGA	Series 1	Series 2	Series 3	Series 4	Qualification	Sh. Off	Penalty
18	3205	MANASCO Heloise	GIB	94	98	94	94	380		
20	6510	van REENEN Esmari	RSA	91	95	97	93	376		
21	1511	MAYERS Cheryl	BAR	93	91	94	92	370		
22	6603	PUSSELLA Kumari	SRI	86	93	93	91	363		
23	1505	FORDE-BROME Jacquelyn Elaine	BAR	77	83	81	82	323		
	7602	MUNGOMA Cleopatra	UGA					DNS		

Legend:
DNF Did Not Finish **DSQ** Disqualified **DNS** Did Not Start

RESULTS SUMMARY



Records - Qualification	Commonwealth Games Record	580 SANDSTROM Bengt	AUS Auckland, NZL	30 JAN 1990
-------------------------	----------------------------------	----------------------------	--------------------------	-------------

Records - Final	Commonwealth Games Record Final	679.9 GAULT Michael	ENG Kuala Lumpur, MAS	20 SEP 1998
-----------------	--	----------------------------	------------------------------	-------------

Rank	BIB No	Name	CGA	Series 1	Series 2	Series 3	Series 4	Series 5	Series 6	Qualification	Sh. Off	Penalty					
1	2715	GAULT Michael	ENG	95	96	97	96	94	96	574							
				Shot 1	Shot 2	Shot 3	Shot 4	Shot 5	Shot 6	Shot 7	Shot 8	Shot 9	Shot 10	Final	Total	Sh. Off	Penalty
				9.9	10.5	9.7	9.3	10.4	10.1	9.5	10.7	10.8	10.1	101.0	675.0		
2	3609	JUNG Samaresh	IND	94	96	97	95	98	96	576							
				Shot 1	Shot 2	Shot 3	Shot 4	Shot 5	Shot 6	Shot 7	Shot 8	Shot 9	Shot 10	Final	Total	Sh. Off	Penalty
				8.6	10.3	10.1	10.2	10.4	10.1	8.6	10.5	10.6	9.4	98.8	674.8		
3	3616	RANA Jaspal	IND	99	95	96	95	97	94	576							
				Shot 1	Shot 2	Shot 3	Shot 4	Shot 5	Shot 6	Shot 7	Shot 8	Shot 9	Shot 10	Final	Total	Sh. Off	Penalty
				10.2	9.0	9.8	10.7	9.8	9.8	10.3	9.0	9.7	10.4	98.7	674.7		
4	6512	van TONDER Daniel Francois	RSA	95	97	96	98	97	96	579							
				Shot 1	Shot 2	Shot 3	Shot 4	Shot 5	Shot 6	Shot 7	Shot 8	Shot 9	Shot 10	Final	Total	Sh. Off	Penalty
				8.6	10.1	9.5	9.3	9.2	8.4	9.9	10.1	9.7	8.8	93.6	672.6		
5	7303	DANIEL Roger	TRI	94	97	96	97	95	94	573							
				Shot 1	Shot 2	Shot 3	Shot 4	Shot 5	Shot 6	Shot 7	Shot 8	Shot 9	Shot 10	Final	Total	Sh. Off	Penalty
				10.7	9.8	9.8	9.9	9.9	9.0	10.0	10.0	10.4	9.9	99.4	672.4		
6	2206	HUOT Jean Pierre	CAN	95	98	95	95	93	96	572							
				Shot 1	Shot 2	Shot 3	Shot 4	Shot 5	Shot 6	Shot 7	Shot 8	Shot 9	Shot 10	Final	Total	Sh. Off	Penalty
				10.5	9.6	9.1	9.7	10.6	10.5	8.3	10.7	9.2	9.7	97.9	669.9		
7	5003	SACK Friedhelm	NAM	96	97	95	92	95	95	570							
				Shot 1	Shot 2	Shot 3	Shot 4	Shot 5	Shot 6	Shot 7	Shot 8	Shot 9	Shot 10	Final	Total	Sh. Off	Penalty
				9.9	10.5	9.5	10.6	10.9	9.7	8.6	10.4	9.7	9.5	99.3	669.3		
8	5215	SMITH Michael	NZL	95	95	96	99	95	91	571							
				Shot 1	Shot 2	Shot 3	Shot 4	Shot 5	Shot 6	Shot 7	Shot 8	Shot 9	Shot 10	Final	Total	Sh. Off	Penalty
				8.7	9.0	9.4	9.9	9.3	7.3	9.8	9.1	10.0	9.4	91.9	662.9		
9	5701	ALI Irshad	PAK	98	95	93	93	94	94	567							
9	1218	MOORE David	AUS	91	96	94	94	93	99	567							
11	1220	PORTER David	AUS	90	95	93	94	95	99	566							
12	2704	BAXTER Nicholas	ENG	96	93	95	94	97	90	565							
13	6506	Mc DONALD Allan Stuart	RSA	92	93	95	94	96	94	564							
14	7912	HARRIS Ian	WAL	91	93	94	93	96	94	561							
14	2218	SALHANY Wayne	CAN	97	97	89	96	93	89	561							
14	5217	WAKELING Jason	NZL	93	94	94	96	91	93	561							
17	5604	DOAK Robert	NIR	93	90	93	92	97	95	560							
17	6605	WALGAMA Gamini	SRI	95	93	88	94	92	98	560							

Legend:	DNF Did Not Finish	DSQ Disqualified	DNS Did Not Start
----------------	--------------------	------------------	-------------------

RESULTS SUMMARY

WED 31 JUL 2002

NATIONAL SHOOTING CENTRE BISLEY



SHOOTING

Records - Qualification

Commonwealth Games Record **580 SANDSTROM Bengt** **AUS** Auckland, NZL 30 JAN 1990

Records - Final

Commonwealth Games Record Final **679.9 GAULT Michael** **ENG** Kuala Lumpur, MAS 20 SEP 1998

Rank	BIB No	Name	CGA	Series 1	Series 2	Series 3	Series 4	Series 5	Series 6 Qualification	Sh. Off	Penalty
19	6017	RITCHIE Alan	SCO	95	92	95	95	89	93		559
20	5703	MANZOOR Tariq	PAK	93	93	94	91	93	94		558
21	5610	STEWART Hugh	NIR	92	92	93	90	99	90		556
22	1403	ALI Mohammed	BAN	86	97	94	94	91	92		554
23	6602	FERNANDO Suranga	SRI	90	90	92	93	93	94		552
24	6010	LEWIS David	SCO	90	94	94	91	92	90		551
24	1514	SKEETE Ronald Mcdonald	BAR	89	94	92	88	94	94		551
26	5002	MALHERBE Andre	NAM	90	90	95	90	89	92		546
27	1601	CHAVANNES Charles Antonio	BIZ	90	89	90	91	90	93		543
27	7918	THOMAS Robert	WAL	93	91	86	92	91	90		543
29	1504	CHASE Bernard Mcdonald	BAR	87	89	94	89	90	91		540
30	4603	CACCIATTOLO Raymond	MLT	90	93	86	87	88	91		535
31	1602	McINTOSH Reginald Ian	BIZ	79	81	82	75	78	75		470
	5802	LEAHY Peter	PNG								DNS

Legend:
DNF Did Not Finish **DSQ** Disqualified **DNS** Did Not Start

RESULTS SUMMARY

THU 1 AUG 2002

NATIONAL SHOOTING CENTRE BISLEY



SHOOTING

Records - Qualification	Commonwealth Games Record	384 YAUHLEUSKAYA Lalita	AUS	National Shooting Centre Bisley, ENG	1 AUG 2002
-------------------------	----------------------------------	--------------------------------	------------	--------------------------------------	------------

Records - Final	Commonwealth Games Record Final	480.6 FORDER Annemarie	AUS	Langkawi, MAS	19 SEP 1998
-----------------	--	-------------------------------	------------	---------------	-------------

Rank	BIB No	Name	CGA	Series 1	Series 2	Series 3	Series 4	Qualification	Sh. Off	Penalty							
1	1229	YAUHLEUSKAYA Lalita	AUS	94	97	96	97	384		GR							
				Shot 1	Shot 2	Shot 3	Shot 4	Shot 5	Shot 6	Shot 7	Shot 8	Shot 9	Shot 10	Final	Total	Sh. Off	Penalty
				9.6	10.6	10.3	10.2	10.1	8.9	8.2	8.5	9.6	9.4	95.4	479.4		
2	2205	HARE Dorothy	CAN	95	93	96	95	379									
				Shot 1	Shot 2	Shot 3	Shot 4	Shot 5	Shot 6	Shot 7	Shot 8	Shot 9	Shot 10	Final	Total	Sh. Off	Penalty
				10.0	8.9	10.5	9.7	9.1	10.4	8.9	10.9	10.8	9.7	98.9	477.9		
3	1210	FORDER Annemarie	AUS	94	96	95	95	380									
				Shot 1	Shot 2	Shot 3	Shot 4	Shot 5	Shot 6	Shot 7	Shot 8	Shot 9	Shot 10	Final	Total	Sh. Off	Penalty
				10.3	9.3	9.7	9.5	9.5	8.7	10.1	10.1	10.5	8.6	96.3	476.3		
4	5210	LEES Jocelyn	NZL	94	94	94	95	377									
				Shot 1	Shot 2	Shot 3	Shot 4	Shot 5	Shot 6	Shot 7	Shot 8	Shot 9	Shot 10	Final	Total	Sh. Off	Penalty
				9.5	10.4	10.0	10.5	9.2	9.1	10.2	9.0	10.7	8.7	97.3	474.3		
5	4408	MAHARANI Irina	MAS	95	93	94	95	377									
				Shot 1	Shot 2	Shot 3	Shot 4	Shot 5	Shot 6	Shot 7	Shot 8	Shot 9	Shot 10	Final	Total	Sh. Off	Penalty
				8.9	8.6	9.5	8.8	9.8	10.2	10.2	9.9	10.5	9.4	95.8	472.8		
6	3605	CHAUDHARY Shweta	IND	93	93	92	97	375									
				Shot 1	Shot 2	Shot 3	Shot 4	Shot 5	Shot 6	Shot 7	Shot 8	Shot 9	Shot 10	Final	Total	Sh. Off	Penalty
				9.5	8.6	7.8	9.0	10.5	9.3	9.0	9.4	10.3	8.7	92.1	467.1		
7	2728	PRESTON Helen	ENG	90	96	92	93	371									
				Shot 1	Shot 2	Shot 3	Shot 4	Shot 5	Shot 6	Shot 7	Shot 8	Shot 9	Shot 10	Final	Total	Sh. Off	Penalty
				10.5	9.0	10.3	9.8	7.8	9.3	9.9	8.7	10.1	10.4	95.8	466.8		
8	4410	NG Pei Chin Bibiana	MAS	90	91	92	97	370									
				Shot 1	Shot 2	Shot 3	Shot 4	Shot 5	Shot 6	Shot 7	Shot 8	Shot 9	Shot 10	Final	Total	Sh. Off	Penalty
				8.8	7.9	10.4	8.9	7.4	10.2	9.9	9.9	10.2	9.9	93.5	463.5		
9	5204	CORRIGAN Tania	NZL	94	88	96	92	370									
10	2514	PANTELI Irene	CYP	92	91	92	94	369									
11	2204	EAGLES Kim	CAN	92	92	91	93	368									
12	7914	LEWIS Sian Megan	WAL	88	89	96	94	367									
13	3625	KANUNGO Sheila	IND	90	88	92	93	363									
14	6606	WICKRAMASINGHE Anoma	SRI	88	88	91	89	356									
15	6607	WIJESOORIYA Shyamalie	SRI	85	90	89	91	355									
16	2725	PEARSON Kathryn	ENG	91	83	88	83	345									
17	7302	BEATRICE Savita	TRI	76	76	74	81	307									
	5801	DONALD Carmelita	PNG					DNS									

Legend:	DNF Did Not Finish	DSQ Disqualified	DNS Did Not Start
----------------	--------------------	------------------	-------------------

RESULTS SUMMARY

THU 1 AUG 2002

NATIONAL SHOOTING CENTRE BISLEY



SHOOTING

Records - Qualification				
Commonwealth Games Record	384	YAUHLEUSKAYA Lalita	AUS	National Shooting Centre Bisley, ENG 1 AUG 2002

Records - Final				
Commonwealth Games Record Final	480.6	FORDER Annemarie	AUS	Langkawi, MAS 19 SEP 1998

Rank	BIB No	Name	CGA	Series 1	Series 2	Series 3	Series 4	Qualification	Sh. Off	Penalty
	7602	MUNGOMA Cleopatra	UGA	<input type="text"/>	<input type="text"/>	<input type="text"/>	<input type="text"/>	DNS		

Legend:	
DNF Did Not Finish	DSQ Disqualified
DNS Did Not Start	

RESULTS SUMMARY

SAT 3 AUG 2002

NATIONAL SHOOTING CENTRE BISLEY



SHOOTING

Records - Qualification				
Commonwealth Games Record	587 YAUHLEUSKAYA Lalita	AUS	National Shooting Centre Bisley, ENG	3 AUG 2002

Records - Final				
Commonwealth Games Record Final	686.8 YAUHLEUSKAYA Lalita	AUS	National Shooting Centre Bisley, ENG	3 AUG 2002

Rank	BIB No	Name	CGA		Series 1	Series 2	Series 3	Sub Tot.	Qualification	Sh. Off	Penalty							
1	1229	YAUHLEUSKAYA Lalita	AUS	Precision	98	100	99	297	587		GR							
				Rapid	98	95	97	290										
					Shot 1	Shot 2	Shot 3	Shot 4	Shot 5	Shot 6	Shot 7	Shot 8	Shot 9	Shot 10	Final	Total	Sh. Off	Penalty
					10.4	10.4	10.2	10.3	8.8	10.0	10.6	9.4	9.4	10.3	99.8	686.8		F GR
2	1224	RYAN Linda	AUS	Precision	95	98	98	291	581									
				Rapid	97	96	97	290										
					Shot 1	Shot 2	Shot 3	Shot 4	Shot 5	Shot 6	Shot 7	Shot 8	Shot 9	Shot 10	Final	Total	Sh. Off	Penalty
					10.9	10.6	10.1	9.6	9.7	10.4	10.5	10.0	9.9	10.0	101.7	682.7		
3	5210	LEES Jocelyn	NZL	Precision	95	98	96	289	573									
				Rapid	93	96	95	284										
					Shot 1	Shot 2	Shot 3	Shot 4	Shot 5	Shot 6	Shot 7	Shot 8	Shot 9	Shot 10	Final	Total	Sh. Off	Penalty
					9.7	10.1	10.2	10.2	8.9	10.3	10.1	10.1	9.2	10.6	99.4	672.4		
4	4410	NG Pei Chin Bibiana	MAS	Precision	96	94	97	287	574									
				Rapid	96	96	95	287										
					Shot 1	Shot 2	Shot 3	Shot 4	Shot 5	Shot 6	Shot 7	Shot 8	Shot 9	Shot 10	Final	Total	Sh. Off	Penalty
					10.6	9.6	10.0	9.9	9.5	8.6	9.2	10.4	10.0	10.1	97.9	671.9		
5	4408	MAHARANI Irina	MAS	Precision	93	97	97	287	567									
				Rapid	92	94	94	280										
					Shot 1	Shot 2	Shot 3	Shot 4	Shot 5	Shot 6	Shot 7	Shot 8	Shot 9	Shot 10	Final	Total	Sh. Off	Penalty
					10.6	10.7	9.9	7.9	10.4	10.4	9.9	10.4	10.0	8.4	98.6	665.6		
6	3605	CHAUDHARY Shweta	IND	Precision	97	92	96	285	569									
				Rapid	95	94	95	284										
					Shot 1	Shot 2	Shot 3	Shot 4	Shot 5	Shot 6	Shot 7	Shot 8	Shot 9	Shot 10	Final	Total	Sh. Off	Penalty
					10.4	10.5	9.3	10.2	7.3	8.0	10.2	9.2	10.3	9.6	95.0	664.0		
7	2204	EAGLES Kim	CAN	Precision	93	91	93	277	566									
				Rapid	94	96	99	289										
					Shot 1	Shot 2	Shot 3	Shot 4	Shot 5	Shot 6	Shot 7	Shot 8	Shot 9	Shot 10	Final	Total	Sh. Off	Penalty
					9.3	10.2	9.5	9.3	10.4	10.1	10.0	8.8	9.9	10.4	97.9	663.9		
8	3617	RANA Sushma	IND	Precision	92	92	92	276	562									
				Rapid	97	97	92	286										
					Shot 1	Shot 2	Shot 3	Shot 4	Shot 5	Shot 6	Shot 7	Shot 8	Shot 9	Shot 10	Final	Total	Sh. Off	Penalty
					9.6	9.3	9.8	10.1	10.6	10.0	10.8	9.5	9.9	10.3	99.9	661.9		
9	5204	CORRIGAN Tania	NZL	Precision	93	95	94	282	561									
				Rapid	95	91	93	279										
10	2210	MARIN Violaine	CAN	Precision	94	92	88	274	557									
				Rapid	93	95	95	283										
11	2702	BARBER Barbara	ENG	Precision	91	95	93	279	545									
				Rapid	89	87	90	266										
12	6601	EKANAYAKA Prabawathie	SRI	Precision	90	89	85	264	537									
				Rapid	89	95	89	273										

Legend:	DNF Did Not Finish	DSQ Disqualified	DNS Did Not Start
----------------	--------------------	------------------	-------------------

RESULTS SUMMARY



Records - Qualification

Commonwealth Games Record **587 YAUHLEUSKAYA Lalita** **AUS** National Shooting Centre Bisley, ENG 3 AUG 2002

Records - Final

Commonwealth Games Record Final **686.8 YAUHLEUSKAYA Lalita** **AUS** National Shooting Centre Bisley, ENG 3 AUG 2002

Rank	BIB No	Name	CGA		Series 1	Series 2	Series 3	Sub Tot.	Qualification	Sh. Off	Penalty
13	6606	WICKRAMASINGHE Anoma	SRI	Precision	94	90	91	275	523		
				Rapid	77	84	87	248			
14	2728	PRESTON Helen	ENG	Precision	87	82	92	261	522		
				Rapid	92	88	81	261			
15	4503	ZEENA Aishath	MDV	Precision	86	84	94	264	507		
				Rapid	81	81	81	243			
	5801	DONALD Carmelita	PNG	Precision					DNS		
				Rapid							

4

Legend:
DNF Did Not Finish **DSQ** Disqualified **DNS** Did Not Start

RESULTS SUMMARY



Records - Qualification	Commonwealth Games Record	583 BRETON Adrian	GUE Auckland, NZL	30 JAN 1990
-------------------------	----------------------------------	--------------------------	--------------------------	-------------

Records - Final	Commonwealth Games Record Final	674.8 IGOROV Metodi	CAN Langkawi, MAS	18 SEP 1998
-----------------	--	----------------------------	--------------------------	-------------

Rank	BIB No	Name	CGA		8 Sec	6 Sec	4 Sec	Sub Tot.	Qualification	Sh. Off	Penalty							
1	2207	IGOROV Metodi	CAN	Stage 1	97	94	96	287	574									
				Stage 2	97	96	94	287										
				Shot 1	10.5	8.8	10.3	10.0	9.5	9.1	8.5	10.6	8.8	9.2	95.3	669.3		
2	1221	QUICK Bruce	AUS	Stage 1	96	98	97	291	576									
				Stage 2	96	99	90	285										
				Shot 1	9.3	10.3	10.2	10.0	10.4	9.8	7.3	9.2	6.4	8.8	91.7	667.7		
3	6506	Mc DONALD Allan Stuart	RSA	Stage 1	97	97	91	285	572									
				Stage 2	96	98	93	287										
				Shot 1	9.3	9.7	10.7	8.8	9.2	10.0	9.3	8.4	9.7	9.2	94.3	666.3		
4	4402	AMIR HASAN Hasli Izwan	MAS	Stage 1	98	95	95	288	571									
				Stage 2	92	94	97	283										
				Shot 1	8.8	10.1	9.0	9.5	9.4	9.8	9.4	9.7	9.0	10.3	95.0	666.0		
5	1209	FAVELL Bruce	AUS	Stage 1	97	99	95	291	576									
				Stage 2	98	94	93	285										
				Shot 1	9.4	9.4	8.7	9.7	10.7	10.8	7.0	7.6	7.0	6.3	86.6	662.6		
6	5217	WAKELING Jason	NZL	Stage 1	93	97	89	279	563	48 50								
				Stage 2	98	97	89	284										
				Shot 1	10.2	9.6	9.8	10.3	10.2	9.3	10.1	10.2	9.6	9.6	98.9	661.9		
7	3606	DHAKA Bhanwar Lal	IND	Stage 1	97	96	92	285	563	48 40								
				Stage 2	97	95	86	278										
8	5702	ALI Zahid	PAK	Stage 1	97	94	94	285	563	46								
				Stage 2	97	96	85	278										
9	2709	CLARK Peter	ENG	Stage 1	97	91	92	280	561									
				Stage 2	94	96	91	281										
10	6511	van TONDER Frederick Willem	RSA	Stage 1	96	91	89	276	559									
				Stage 2	94	95	94	283										
11	3611	KUMAR Mukesh	IND	Stage 1	93	95	95	283	558									
				Stage 2	96	97	82	275										
12	5705	CHOHAN Kashif	PAK	Stage 1	85	89	89	263	546									
				Stage 2	94	99	90	283										
13	2726	PEARSON Leslie	ENG	Stage 1	93	85	84	262	535									
				Stage 2	98	89	86	273										

Legend:	DNF Did Not Finish	DSQ Disqualified	DNS Did Not Start
----------------	--------------------	------------------	-------------------



Records	Commonwealth Games Record Final	583 RANA Jaspal	IND	National Shooting Centre Bisley, ENG	3 AUG 2002
---------	--	------------------------	------------	--------------------------------------	------------

Rank	BIB No	Name	CGA		Series 1	Series 2	Series 3	Sub Tot.	Total	Sh. Off	Penalty
1	3616	RANA Jaspal	IND	Precision	96	98	96	290	583		F GR
				Rapid	98		98	293			
2	1221	QUICK Bruce	AUS	Precision	95	95	98	288	579		
				Rapid	95	99	97	291			
3	5701	ALI Irshad	PAK	Precision	100	95	97	292	577	50 49 49	
				Rapid	93	95	97	285			
4	6512	van TONDER Daniel Francois	RSA	Precision	92	99	97	288	577	47 48 45	
				Rapid	96	98	95	289			
5	2714	FLIPPANT Peter	ENG	Precision	95	97	98	290	575		
				Rapid	91	97	97	285			
6	2207	IGOROV Metodi	CAN	Precision	95	92	96	283	574		
				Rapid	95	99	97	291			
7	1218	MOORE David	AUS	Precision	94	97	97	288	573		
				Rapid	97	93	95	285			
8	5702	ALI Zahid	PAK	Precision	98	97	96	291	571		
				Rapid	92	95	93	280			
9	5221	YELAVICH Greg	NZL	Precision	92	98	99	289	571		
				Rapid	92	98	92	282			
10	5604	DOAK Robert	NIR	Precision	96	97	97	290	570		
				Rapid	97	92	91	280			
10	6506	Mc DONALD Allan Stuart	RSA	Precision	95	95	95	285	570		
				Rapid	95	94	96	285			
10	3621	SINGH Mahaveer	IND	Precision	94	97	96	287	570		
				Rapid	97	95	91	283			
13	1514	SKEETE Ronald Mcdonald	BAR	Precision	93	96	96	285	567		
				Rapid	94	92	96	282			
14	6602	FERNANDO Suranga	SRI	Precision	96	97	94	287	566		
				Rapid	95	90	94	279			
15	2721	LUCAS Simon Ulrick	ENG	Precision	90	96	98	284	565		
				Rapid	94	92	95	281			
15	5610	STEWART Hugh	NIR	Precision	94	91	96	281	565		
				Rapid	96	93	95	284			
17	1506	FOSTER Chester Aurelius	BAR	Precision	95	94	96	285	563		
				Rapid	91	93	94	278			
19	6003	CARROLL Robert	SCO	Precision	95	94	95	284	550		
				Rapid	91	89	86	266			
20	6605	WALGAMA Gamini	SRI	Precision	93	89	92	274	549		
				Rapid	91	92	92	275			
21	3201	BOULTON Mark	GIB	Precision	92	89	90	271	539		
				Rapid	87	91	90	268			
22	6011	LILLBURN Bruce	SCO	Precision	90	90	92	272	537		
				Rapid	89	91	85	265			
23	7912	HARRIS Ian	WAL	Precision	95	94	92	281	533		
				Rapid	90	76	86	252			
24	2801	DIDLICK Graham	FAI	Precision	86	90	91	267	530		
				Rapid	86	88	89	263			
	7916	PENGELLY Steve	WAL	Precision					DSQ		
				Rapid							
	7601	AHMAD Musawwr	UGA	Precision					DNS		
				Rapid							

SHOOTER 7916 DISQUALIFIED ACCORDING TO ISSF RULE 8.4.2.4.2.3

Legend:

DNF Did Not Finish

DSQ Disqualified
GR Games Record

DNS Did Not Start
=GR Eq. Games Record

FGR Final Games Record

=FGR Eq. Final Games Record



Records	Commonwealth Games Record Final	583 RANA Jaspal	IND	National Shooting Centre Bisley, ENG	3 AUG 2002
---------	--	------------------------	------------	--------------------------------------	------------

Rank	BIB No	Name	CGA		Series 1	Series 2	Series 3	Sub Tot.	Total	Sh. Off	Penalty
	2218	SALHANY Wayne	CAN	Precision	<input type="text"/>	<input type="text"/>	<input type="text"/>	<input type="text"/>	<input type="text"/>		
				Rapid	<input type="text"/>	<input type="text"/>	<input type="text"/>	<input type="text"/>	<input type="text"/>		DNS

SHOOTER 7916 DISQUALIFIED ACCORDING TO ISSF RULE 8.4.2.4.2.3

Legend:	DNF Did Not Finish	DSQ Disqualified	DNS Did Not Start	FGR Final Games Record
=FGR Eq. Final Games Record	GR Games Record	=GR Eq. Games Record		



Rank	BIB No	Name	CGA		Series 1	Series 2	Sub Tot.	Total	Sh. Off	Penalty
1	3616	RANA Jaspal	IND	150 Sec	98	92	190	574		
				20 Sec	97	99	196			
				10 Sec	95	93	188			
2	6511	van TONDER Frederick Willem	RSA	150 Sec	98	98	196	567	47 47 42	
				20 Sec	92	93	185			
				10 Sec	96	90	186			
3	2715	GAULT Michael	ENG	150 Sec	98	97	195	567	46 44 42	
				20 Sec	94	93	187			
				10 Sec	94	91	185			
4	1201	ADAMS Philip	AUS	150 Sec	96	95	191	563		
				20 Sec	94	96	190			
				10 Sec	89	93	182			
5	5003	SACK Friedhelm	NAM	150 Sec	99	98	197	560		
				20 Sec	96	90	186			
				10 Sec	89	88	177			
6	1506	FOSTER Chester Aurelius	BAR	150 Sec	96	92	188	558		
				20 Sec	95	94	189			
				10 Sec	90	91	181			
7	5702	ALI Zahid	PAK	150 Sec	95	97	192	558		
				20 Sec	92	96	188			
				10 Sec	89	89	178			
8	5221	YELAVICH Greg	NZL	150 Sec	96	96	192	557		
				20 Sec	96	87	183			
				10 Sec	89	93	182			
9	3609	JUNG Samaresh	IND	150 Sec	97	97	194	556		
				20 Sec	94	96	190			
				10 Sec	92	80	172			
10	1221	QUICK Bruce	AUS	150 Sec	98	96	194	553		
				20 Sec	86	93	179			
				10 Sec	87	93	180			
11	5701	ALI Irshad	PAK	150 Sec	97	92	189	552		
				20 Sec	95	91	186			
				10 Sec	88	89	177			
12	2709	CLARK Peter	ENG	150 Sec	91	96	187	551		
				20 Sec	94	94	188			
				10 Sec	88	88	176			
13	6003	CARROLL Robert	SCO	150 Sec	91	94	185	547		
				20 Sec	89	95	184			
				10 Sec	83	95	178			
14	6512	van TONDER Daniel Francois	RSA	150 Sec	95	93	188	546		
				20 Sec	95	93	188			
				10 Sec	82	88	170			
15	1403	ALI Mohammed	BAN	150 Sec	93	96	189	539		
				20 Sec	87	97	184			
				10 Sec	80	86	166			
16	3201	BOULTON Mark	GIB	150 Sec	96	87	183	538		
				20 Sec	88	94	182			
				10 Sec	88	85	173			
16	7916	PENGELLY Steve	WAL	150 Sec	98	92	190	538		
				20 Sec	88	86	174			
				10 Sec	88	86	174			
18	5610	STEWART Hugh	NIR	150 Sec	92	95	187	537		
				20 Sec	86	91	177			
				10 Sec	85	88	173			
19	6605	WALGAMA Gamini	SRI	150 Sec	95	93	188	536		
				20 Sec	89	92	181			
				10 Sec	84	83	167			

Legend:

DNF Did Not Finish

DSQ Disqualified

QGR Qualif. Games Record

DNS Did Not Start

=QGR Eq. Qualif. Games Record

FGR Final Games Record

=FGR Eq. Final Games Record



Rank	BIB No	Name	CGA		Series 1	Series 2	Sub Tot.	Total	Sh. Off	Penalty
20	7918	THOMAS Robert	WAL	150 Sec	92	92	184	534		
				20 Sec	87	91	178			
				10 Sec	86	86	172			
21	5217	WAKELING Jason	NZL	150 Sec	83	92	175	532		
				20 Sec	93	94	187			
				10 Sec	83	87	170			
22	5002	MALHERBE Andre	NAM	150 Sec	93	95	188	528		
				20 Sec	89	85	174			
				10 Sec	78	88	166			
23	6602	FERNANDO Suranga	SRI	150 Sec	92	91	183	525		
				20 Sec	86	81	167			
				10 Sec	89	86	175			
23	6011	LILLBURN Bruce	SCO	150 Sec	87	88	175	525		
				20 Sec	89	90	179			
				10 Sec	85	86	171			
25	1513	REID Floyd Fitzgerald	BAR	150 Sec	92	88	180	520		
				20 Sec	91	85	176			
				10 Sec	80	84	164			
	7601	AHMAD Musawwr	UGA	150 Sec				DNS		
				20 Sec						
				10 Sec						

Legend:

DNF Did Not Finish

DSQ Disqualified

DNS Did Not Start

QGR Qualif. Games Record

=QGR Eq. Qualif. Games Record

FGR Final Games Record

=FGR Eq. Final Games Record

RESULTS SUMMARY

SAT 3 AUG 2002

NATIONAL SHOOTING CENTRE BISLEY



SHOOTING

Records - Qualification	Commonwealth Games Record	1157 KLEPP Mart	CAN Auckland, NZL	31 JAN 1990
-------------------------	----------------------------------	------------------------	--------------------------	-------------

Records - Final	Commonwealth Games Record Final	1251.5 SINGH Charan	IND National Shooting Centre Bisley, ENG	3 AUG 2002
-----------------	--	----------------------------	---	------------

Rank	BIB No	Name	CGA		Series 1	Series 2	Series 3	Series 4	Sub Tot.	Qualification	Sh. Off	Penalty	
1	3622	SINGH Charan	IND	Prone	98	99	94	97	388	1154			
				Standing	97	98	92	95					382
				Kneeling	97	95	95	97					
Shot 1	Shot 2	Shot 3	Shot 4	Shot 5	Shot 6	Shot 7	Shot 8	Shot 9	Shot 10	Final	Total	Sh. Off	Penalty
9.8	10.5	10.3	9.8	9.9	7.2	10.0	10.3	9.7	10.0	97.5	1251.5		F GR
2	1215	LOWNDES Timothy	AUS	Prone	99	98	100	99	396	1156			
				Standing	94	92	94	91					371
				Kneeling	97	99	96	97					
Shot 1	Shot 2	Shot 3	Shot 4	Shot 5	Shot 6	Shot 7	Shot 8	Shot 9	Shot 10	Final	Total	Sh. Off	Penalty
9.5	8.3	8.8	8.3	10.2	10.2	9.9	9.6	9.7	10.7	95.2	1251.2		
3	1228	WIELAND Samuel	AUS	Prone	100	96	97	96	389	1152			
				Standing	94	93	93	96					376
				Kneeling	97	94	98	98					
Shot 1	Shot 2	Shot 3	Shot 4	Shot 5	Shot 6	Shot 7	Shot 8	Shot 9	Shot 10	Final	Total	Sh. Off	Penalty
7.6	8.7	9.4	10.0	10.2	9.9	9.6	9.9	10.5	10.3	96.1	1248.1		
4	6505	HENN Jaco	RSA	Prone	99	99	99	98	395	1149			
				Standing	93	90	90	96					369
				Kneeling	93	95	98	99					
Shot 1	Shot 2	Shot 3	Shot 4	Shot 5	Shot 6	Shot 7	Shot 8	Shot 9	Shot 10	Final	Total	Sh. Off	Penalty
10.6	9.6	10.1	9.1	8.9	10.6	10.0	9.9	9.6	8.0	96.4	1245.4		
5	2718	HECTOR Christopher	ENG	Prone	100	98	99	98	395	1149			
				Standing	94	92	97	95					378
				Kneeling	93	94	95	94					
Shot 1	Shot 2	Shot 3	Shot 4	Shot 5	Shot 6	Shot 7	Shot 8	Shot 9	Shot 10	Final	Total	Sh. Off	Penalty
9.8	9.3	8.9	9.8	8.7	8.4	9.8	9.3	8.0	9.8	91.8	1240.8		
6	4412	ZAKARIA Mohd Erman	MAS	Prone	100	96	99	97	392	1141			
				Standing	89	88	96	95					368
				Kneeling	96	97	94	94					
Shot 1	Shot 2	Shot 3	Shot 4	Shot 5	Shot 6	Shot 7	Shot 8	Shot 9	Shot 10	Final	Total	Sh. Off	Penalty
8.6	10.4	9.8	7.9	9.7	9.1	10.7	9.0	10.0	9.2	94.4	1235.4		
7	2203	DION Michel	CAN	Prone	98	98	98	97	391	1141			
				Standing	91	92	92	91					366
				Kneeling	96	95	97	96					
Shot 1	Shot 2	Shot 3	Shot 4	Shot 5	Shot 6	Shot 7	Shot 8	Shot 9	Shot 10	Final	Total	Sh. Off	Penalty
8.1	9.4	10.5	9.0	9.9	8.6	9.8	9.2	8.9	9.6	93.0	1234.0		
8	7906	CROYDON John	WAL	Prone	100	98	99	98	395	1141			
				Standing	91	94	89	95					369
				Kneeling	93	93	96	95					
Shot 1	Shot 2	Shot 3	Shot 4	Shot 5	Shot 6	Shot 7	Shot 8	Shot 9	Shot 10	Final	Total	Sh. Off	Penalty
9.0	8.2	7.0	7.6	10.3	7.9	10.7	9.7	10.1	9.4	89.9	1230.9		
9	4407	HJ MOHD DIN Sabki	MAS	Prone	97	100	99	99	395	1138			
				Standing	89	95	94	95					373
				Kneeling	89	95	95	91					

Legend:	DNF Did Not Finish	DSQ Disqualified	DNS Did Not Start
----------------	--------------------	------------------	-------------------

RESULTS SUMMARY

SAT 3 AUG 2002

NATIONAL SHOOTING CENTRE BISLEY



SHOOTING

Records - Qualification	Commonwealth Games Record	1157 KLEPP Mart	CAN Auckland, NZL	31 JAN 1990
-------------------------	----------------------------------	------------------------	--------------------------	-------------

Records - Final	Commonwealth Games Record Final	1251.5 SINGH Charan	IND National Shooting Centre Bisley, ENG	3 AUG 2002
-----------------	--	----------------------------	---	------------

Rank	BIB No	Name	CGA		Series 1	Series 2	Series 3	Series 4	Sub Tot.	Qualification	Sh. Off	Penalty
9	6014	McINTOSH Donald	SCO	Prone	99	99	96	99	393	1138		
				Standing	96	87	91	90	364			
				Kneeling	95	98	96	92	381			
9	6021	SINCLAIR Martin	SCO	Prone	98	98	97	99	392	1138		
				Standing	93	91	92	92	368			
				Kneeling	97	96	93	92	378			
12	3601	AIRIRA PEMMAIAH Subbaiah	IND	Prone	95	99	93	98	385	1137		
				Standing	89	87	92	95	363			
				Kneeling	97	97	99	96	389			
13	2708	BURRAGE Jason	ENG	Prone	97	95	97	99	388	1132		
				Standing	93	89	92	95	369			
				Kneeling	96	96	97	86	375			
14	5214	SLINN Dayle	NZL	Prone	98	97	99	96	390	1131		
				Standing	91	90	93	92	366			
				Kneeling	91	95	94	95	375			
15	7903	BLAKE Martyn	WAL	Prone	96	96	93	98	383	1130		
				Standing	91	91	90	94	366			
				Kneeling	92	98	96	95	381			
16	6503	CLINTON Paul	RSA	Prone	96	95	95	94	380	1124		
				Standing	91	92	90	92	365			
				Kneeling	96	96	93	94	379			
17	1402	ALAM Saiful	BAN	Prone	97	99	95	91	382	1105		
				Standing	87	91	91	89	358			
				Kneeling	92	93	93	87	365			
18	2212	METHOT Mario	CAN	Prone	94	97	94	96	381	1099		
				Standing	89	92	89	91	361			
				Kneeling	91	84	90	92	357			
19	1501	BEST Marlon	BAR	Prone	96	96	95	97	384	1082		
				Standing	84	85	87	85	341			
				Kneeling	94	90	87	86	357			
20	1404	ISLAM Kamrul	BAN	Prone	92	94	94	95	375	1081		
				Standing	87	83	83	90	343			
				Kneeling	89	90	94	90	363			
21	1512	PHILLIPS Eric Anthony	BAR	Prone	96	96	96	94	382	1021		
				Standing	76	78	81	79	314			
				Kneeling	82	85	77	81	325			
	7601	AHMAD Musawwr	UGA	Prone						DNS		
				Standing								
				Kneeling								
	5605	DUFF Gary	NIR	Prone						DNS		
				Standing								
				Kneeling								
	5607	LEWIS Alan	NIR	Prone						DNS		
				Standing								
				Kneeling								

Legend:	DNF Did Not Finish	DSQ Disqualified	DNS Did Not Start
----------------	---------------------------	-------------------------	--------------------------

RESULTS SUMMARY

SAT 3 AUG 2002

NATIONAL SHOOTING CENTRE BISLEY



SHOOTING

Records - Qualification				
Commonwealth Games Record	1157 KLEPP Mart	CAN	Auckland, NZL	31 JAN 1990

Records - Final				
Commonwealth Games Record Final	1251.5 SINGH Charan	IND	National Shooting Centre Bisley, ENG	3 AUG 2002

Rank	BIB No	Name	CGA	Series 1	Series 2	Series 3	Series 4	Sub Tot.	Qualification	Sh. Off	Penalty
	7603	MUNGOMA Michael	UGA	Prone							DNS
				Standing							
				Kneeling							

Legend:	DNF Did Not Finish	DSQ Disqualified	DNS Did Not Start
----------------	---------------------------	-------------------------	--------------------------

RESULTS SUMMARY

FRI 2 AUG 2002

NATIONAL SHOOTING CENTRE BISLEY



SHOOTING

Records - Qualification				
Commonwealth Games Record	578 BHAGWAT Anjali	IND	National Shooting Centre Bisley, ENG	2 AUG 2002

Records - Final				
Commonwealth Games Record Final	678.0 BHAGWAT Anjali	IND	National Shooting Centre Bisley, ENG	2 AUG 2002

Rank	BIB No	Name	CGA	Series 1	Series 2	Sub Tot.	Qualification	Sh. Off	Penalty								
1	3603	BHAGWAT Anjali	IND	Prone 98	97	195	578		GR								
				Standing 96	96	192											
				Kneeling 97	94	191											
				Shot 1	Shot 2	Shot 3	Shot 4	Shot 5	Shot 6	Shot 7	Shot 8	Shot 9	Shot 10	Final	Total	Sh. Off	Penalty
				10.2	9.6	10.6	9.6	9.2	10.1	10.4	10.6	9.9	9.8	100.0	678.0		F GR
2	3612	KUMARI Raj	IND	Prone 96	99	195	568										
				Standing 88	90	178											
				Kneeling 96	99	195											
				Shot 1	Shot 2	Shot 3	Shot 4	Shot 5	Shot 6	Shot 7	Shot 8	Shot 9	Shot 10	Final	Total	Sh. Off	Penalty
				9.8	8.3	9.7	7.4	9.9	10.1	8.9	10.0	10.2	9.9	94.2	662.2	8.8	
3	4404	BAKAR Roslina	MAS	Prone 95	90	185	567										
				Standing 92	95	187											
				Kneeling 98	97	195											
				Shot 1	Shot 2	Shot 3	Shot 4	Shot 5	Shot 6	Shot 7	Shot 8	Shot 9	Shot 10	Final	Total	Sh. Off	Penalty
				10.0	9.8	8.3	9.9	10.3	9.8	9.9	9.7	9.4	8.1	95.2	662.2	8.2	
4	2201	BOWES Sharon	CAN	Prone 97	97	194	570										
				Standing 92	95	187											
				Kneeling 92	97	189											
				Shot 1	Shot 2	Shot 3	Shot 4	Shot 5	Shot 6	Shot 7	Shot 8	Shot 9	Shot 10	Final	Total	Sh. Off	Penalty
				7.8	8.4	8.6	10.0	9.6	8.7	9.1	7.9	9.3	10.2	89.6	659.6		
5	7908	DALTREY Julie	WAL	Prone 97	97	194	563										
				Standing 88	91	179											
				Kneeling 94	96	190											
				Shot 1	Shot 2	Shot 3	Shot 4	Shot 5	Shot 6	Shot 7	Shot 8	Shot 9	Shot 10	Final	Total	Sh. Off	Penalty
				9.2	8.8	9.2	10.2	7.8	8.2	10.2	10.1	10.4	9.9	94.0	657.0		
6	1217	McCREADY Susan	AUS	Prone 97	97	194	566										
				Standing 88	92	180											
				Kneeling 95	97	192											
				Shot 1	Shot 2	Shot 3	Shot 4	Shot 5	Shot 6	Shot 7	Shot 8	Shot 9	Shot 10	Final	Total	Sh. Off	Penalty
				8.1	10.3	9.4	9.3	7.8	8.3	8.9	9.8	9.0	8.9	89.8	655.8		
7	6604	RAMANAYAKE Pushpamali	SRI	Prone 95	99	194	567										
				Standing 97	90	187											
				Kneeling 93	93	186											
				Shot 1	Shot 2	Shot 3	Shot 4	Shot 5	Shot 6	Shot 7	Shot 8	Shot 9	Shot 10	Final	Total	Sh. Off	Penalty
				8.9	8.5	8.8	8.2	9.3	8.5	9.3	8.3	7.4	9.7	86.9	653.9		
8	6507	POTGIETER Donne	RSA	Prone 98	98	196	562										
				Standing 85	94	179											
				Kneeling 94	93	187											
				Shot 1	Shot 2	Shot 3	Shot 4	Shot 5	Shot 6	Shot 7	Shot 8	Shot 9	Shot 10	Final	Total	Sh. Off	Penalty
				9.0	8.9	9.0	9.1	9.5	8.8	8.9	10.4	9.6	8.3	91.5	653.5		
9	1408	SULTANA Sabrina	BAN	Prone 96	98	194	562										
				Standing 92	92	184											
				Kneeling 94	90	184											

Legend:	DNF Did Not Finish	DSQ Disqualified	DNS Did Not Start
----------------	--------------------	------------------	-------------------

RESULTS SUMMARY

FRI 2 AUG 2002

NATIONAL SHOOTING CENTRE BISLEY



SHOOTING

Records - Qualification	Commonwealth Games Record	578 BHAGWAT Anjali	IND	National Shooting Centre Bisley, ENG	2 AUG 2002
-------------------------	----------------------------------	---------------------------	------------	--------------------------------------	------------

Records - Final	Commonwealth Games Record Final	678.0 BHAGWAT Anjali	IND	National Shooting Centre Bisley, ENG	2 AUG 2002
-----------------	--	-----------------------------	------------	--------------------------------------	------------

Rank	BIB No	Name	CGA		Series 1	Series 2	Sub Tot.	Qualification	Sh. Off	Penalty
10	2208	JOHNSON Cari	CAN	Prone	98	98	196	561		
				Standing	86	92	178			
				Kneeling	90	97	187			
10	6603	PUSSELLA Kumari	SRI	Prone	98	97	195	561		
				Standing	93	84	177			
				Kneeling	94	95	189			
12	4403	BAHARIN Nurul Hudda	MAS	Prone	96	90	186	560		
				Standing	92	95	187			
				Kneeling	96	91	187			
13	1225	SMITH Susannah	AUS	Prone	95	97	192	557		
				Standing	93	91	184			
				Kneeling	89	92	181			
13	6022	THOMSON Janis	SCO	Prone	96	97	193	557		
				Standing	85	88	173			
				Kneeling	96	95	191			
15	6020	SINCLAIR Lynda	SCO	Prone	100	98	198	555		
				Standing	87	83	170			
				Kneeling	94	93	187			
16	2730	SPICER Rebecca	ENG	Prone	97	97	194	553		
				Standing	91	88	179			
				Kneeling	87	93	180			
17	6501	BARTLEMAN Judith Jacoba	RSA	Prone	97	94	191	552		
				Standing	85	88	173			
				Kneeling	91	97	188			
18	7905	CORISH Sian	WAL	Prone	94	93	187	545		
				Standing	87	86	173			
				Kneeling	93	92	185			
18	2717	GRIFFIN Claire	ENG	Prone	97	96	193	545		
				Standing	82	84	166			
				Kneeling	95	91	186			
20	1405	KARIM Fawzia	BAN	Prone	95	90	185	543		
				Standing	84	86	170			
				Kneeling	94	94	188			
21	1511	MAYERS Cheryl	BAR	Prone	95	93	188	522		
				Standing	85	77	162			
				Kneeling	89	83	172			
22	1505	FORDE-BROME Jacquelyn Elaine	BAR	Prone	89	92	181	509		
				Standing	78	75	153			
				Kneeling	86	89	175			

Legend:	DNF Did Not Finish	DSQ Disqualified	DNS Did Not Start
----------------	--------------------	------------------	-------------------

RESULTS SUMMARY

THU 1 AUG 2002

NATIONAL SHOOTING CENTRE BISLEY



SHOOTING

Records - Qualification	Commonwealth Games Record	597 BABB Michael	ENG	National Shooting Centre Bisley, ENG	1 AUG 2002
-------------------------	----------------------------------	-------------------------	------------	--------------------------------------	------------

Records - Final	Commonwealth Games Record Final	699.8 LOWNDES Timothy	AUS	National Shooting Centre Bisley, ENG	1 AUG 2002
-----------------	--	------------------------------	------------	--------------------------------------	------------

Rank	BIB No	Name	CGA	Series 1	Series 2	Series 3	Series 4	Series 5	Series 6	Qualification	Sh. Off	Penalty					
1	1215	LOWNDES Timothy	AUS	100	100	98	98	99	100	595							
				Shot 1	Shot 2	Shot 3	Shot 4	Shot 5	Shot 6	Shot 7	Shot 8	Shot 9	Shot 10	Final	Total	Sh. Off	Penalty
				9.9	10.4	10.4	10.9	10.6	10.2	10.4	10.7	10.6	10.7	104.8	699.8		F GR
2	2701	BABB Michael	ENG	99	100	100	99	99	100	597		GR					
				Shot 1	Shot 2	Shot 3	Shot 4	Shot 5	Shot 6	Shot 7	Shot 8	Shot 9	Shot 10	Final	Total	Sh. Off	Penalty
				10.3	10.3	10.0	10.1	10.3	10.7	10.0	9.5	10.5	10.3	102.0	699.0		
3	6505	HENN Jaco	RSA	99	100	98	100	99	100	596							
				Shot 1	Shot 2	Shot 3	Shot 4	Shot 5	Shot 6	Shot 7	Shot 8	Shot 9	Shot 10	Final	Total	Sh. Off	Penalty
				10.1	10.1	10.1	10.5	10.1	9.9	10.2	10.5	10.4	9.8	101.7	697.7		
4	5213	PETTERSON Stephen	NZL	97	99	99	98	100	100	593							
				Shot 1	Shot 2	Shot 3	Shot 4	Shot 5	Shot 6	Shot 7	Shot 8	Shot 9	Shot 10	Final	Total	Sh. Off	Penalty
				10.3	10.1	9.8	10.4	10.8	10.4	10.2	10.1	10.9	10.3	103.3	696.3		
5	6509	THIELE Michael	RSA	99	97	99	100	99	99	593							
				Shot 1	Shot 2	Shot 3	Shot 4	Shot 5	Shot 6	Shot 7	Shot 8	Shot 9	Shot 10	Final	Total	Sh. Off	Penalty
				10.1	10.3	10.2	10.0	10.7	10.5	9.9	9.3	9.9	10.4	101.3	694.3		
6	7917	PHELPS David	WAL	99	99	100	97	98	97	590							
				Shot 1	Shot 2	Shot 3	Shot 4	Shot 5	Shot 6	Shot 7	Shot 8	Shot 9	Shot 10	Final	Total	Sh. Off	Penalty
				10.4	10.1	10.5	10.7	10.7	10.0	10.5	10.3	10.0	10.3	103.5	693.5		
7	5211	McCABE Sean	NZL	100	97	97	100	98	97	589							
				Shot 1	Shot 2	Shot 3	Shot 4	Shot 5	Shot 6	Shot 7	Shot 8	Shot 9	Shot 10	Final	Total	Sh. Off	Penalty
				10.2	10.4	10.2	10.7	10.4	10.0	10.3	10.9	10.3	10.3	103.7	692.7		
8	3704	CREEVY Harry	IOM	98	98	99	98	100	97	590							
				Shot 1	Shot 2	Shot 3	Shot 4	Shot 5	Shot 6	Shot 7	Shot 8	Shot 9	Shot 10	Final	Total	Sh. Off	Penalty
				10.7	9.8	10.2	10.4	9.7	9.8	10.1	10.5	9.4	10.2	100.8	690.8		
9	5605	DUFF Gary	NIR	99	97	97	99	99	97	588							
10	3601	AIRIRA PEMMAIAH Subbaiah	IND	99	99	96	98	97	98	587							
10	4407	HJ MOHD DIN Sabki	MAS	96	99	96	100	97	99	587							
12	6002	BRUCE Sinclair	SCO	99	99	95	99	93	100	585							
13	4412	ZAKARIA Mohd Erman	MAS	98	98	98	95	98	97	584							
14	2710	DAY Neil	ENG	98	98	96	99	96	96	583							
14	2219	STEWART Gale	CAN	98	98	97	99	96	95	583							
16	6004	COLE-HAMILTON Jim	SCO	95	98	100	96	97	96	582							
17	1402	ALAM Saiful	BAN	96	98	97	95	98	97	581							
17	1213	GRENNESS Warren	AUS	98	97	96	99	96	95	581							

Legend:	DNF Did Not Finish	DSQ Disqualified	DNS Did Not Start
----------------	--------------------	------------------	-------------------

RESULTS SUMMARY

THU 1 AUG 2002

NATIONAL SHOOTING CENTRE BISLEY



SHOOTING

Records - Qualification	Commonwealth Games Record	597 BABB Michael	ENG	National Shooting Centre Bisley, ENG	1 AUG 2002
-------------------------	----------------------------------	-------------------------	------------	--------------------------------------	------------

Records - Final	Commonwealth Games Record Final	699.8 LOWNDES Timothy	AUS	National Shooting Centre Bisley, ENG	1 AUG 2002
-----------------	--	------------------------------	------------	--------------------------------------	------------

Rank	BIB No	Name	CGA	Series 1	Series 2	Series 3	Series 4	Series 5	Series 6 Qualification	Sh. Off	Penalty
17	3610	KONDUSKAR Abhijeet	IND	97	97	98	96	96	97		581
20	2203	DION Michel	CAN	98	97	97	97	95	96		580
20	5607	LEWIS Alan	NIR	97	97	97	97	97	95		580
20	3204	LUGNANI Adrian Joseph	GIB	98	99	96	95	96	96		580
23	3705	GLOVER Phil	IOM	97	96	97	96	98	95		579
24	3901	de GRUCHY Kevin	JER	96	99	97	96	93	96		577
24	7304	DEOSARAN Taran	TRI	94	95	97	96	99	96		577
26	3207	TOMLINSON Colin	GIB	98	98	94	93	97	96		576
27	1703	ROBERTS Ross	BER	90	97	98	97	97	96		575
28	7308	TIWARI Satyadeo	TRI	95	97	96	95	94	96		573
29	7913	HILBORNE Robin	WAL	93	99	94	95	94	96		571
29	4501	MUMTHAZ Ahmed	MDV	94	93	96	97	93	98		571
31	1501	BEST Marlon	BAR	93	97	94	96	97	93		570
32	1702	REID Carl Anthony	BER	92	97	97	93	95	95		569
33	1404	ISLAM Kamrul	BAN	94	97	94	98	89	94		566
34	5903	MASON Benjamin Joseph Miller	SAM	94	94	96	94	93	94		565
35	3804	NUNEZ Jose	JAM	90	96	95	93	94	96		564
36	3802	HAMMOND Keith	JAM	95	94	87	93	89	95		553
37	7601	AHMAD Musawwr	UGA	93	83	87	93	91	91		538
38	1512	PHILLIPS Eric Anthony	BAR	89	92	89	84	88	92		534
	7603	MUNGOMA Michael	UGA								DNS
	4502	NASEEM Ahmed	MDV								DNS

Legend:	DNF Did Not Finish	DSQ Disqualified	DNS Did Not Start
----------------	---------------------------	-------------------------	--------------------------

**WOMEN'S 50M RIFLE PRONE SINGLES
FINAL**

RESULTS



Records											
Commonwealth Games Record Final	590	QUIGLEY Carrie	AUS	Langkawi, MAS							21 SEP 1998
Commonwealth Games Record Final	590	UNNIKRISHNAN Roopa	IND	Langkawi, MAS							21 SEP 1998

Rank	BIB No	Name	CGA	Series 1	Series 2	Series 3	Series 4	Series 5	Series 6	Total	Sh. Off	Penalty
1	1211	FRAZER Kim	AUS	98	96	98	98	99	99	588		
2	6510	van REENEN Esmari	RSA	97	98	98	98	98	99	588		
3	5206	ETHERINGTON Juliet	NZL	98	97	96	98	99	98	586		
4	6008	JACKSON Susan	SCO	97	98	97	98	99	97	586		
5	7904	BREKKE Johanne	WAL	99	98	97	97	98	97	586		
6	4403	BAHARIN Nurul Hudda	MAS	100	97	98	97	94	98	584		
7	7907	DALLIMORE Ceri	WAL	97	97	96	99	98	97	584		
8	2729	SMALLBONE Linda	ENG	98	98	98	97	96	96	583		
9	6501	BARTLEMAN Judith Jacoba	RSA	97	97	97	98	96	96	581		
9	2201	BOWES Sharon	CAN	95	96	100	97	96	97	581		
9	5212	MEAD Kathryn	NZL	98	97	96	98	96	96	581		
12	1408	SULTANA Sabrina	BAN	95	96	97	97	97	98	580		
13	2208	JOHNSON Cari	CAN	94	97	97	98	96	97	579		
14	6603	PUSSELLA Kumari	SRI	99	96	96	97	94	96	578		
15	2731	VINCENT Helen	ENG	99	97	98	90	97	96	577		
16	3613	KUMARI Meena	IND	98	95	95	96	97	94	575		
17	1205	CARLYON Sue	AUS	96	95	97	94	96	96	574		
18	6018	SHARP Sheena	SCO	96	95	98	94	93	96	572		
19	4404	BAKAR Roslina	MAS	98	95	95	95	97	91	571		
19	3710	WARD Lara	IOM	94	96	97	94	94	96	571		
21	6604	RAMANAYAKE Pushpamali	SRI	96	96	96	94	94	94	570		
22	3607	GANGULEE Kuheli	IND	97	97	95	93	86	97	565		
23	1505	FORDE-BROME Jacquelyn Elaine	BAR	90	96	91	93	92	92	554		
24	1511	MAYERS Cheryl	BAR	94	95	93	89	92	90	553		
25	1405	KARIM Fawzia	BAN	88	93	94	90	94	90	549		
26	7602	MUNGOMA Cleopatra	UGA	89	86	76	79	87	82	499		

Legend:	DSQ Disqualified	DNS Did Not Start	
DNF Did Not Finish	GR Games Record	=GR Eq. Games Record	FGR Final Games Record
=FGR Eq. Final Games Record			

RESULTS SUMMARY

THU 1 AUG 2002

NATIONAL SHOOTING CENTRE BISLEY



SHOOTING

Records - Qualification	Commonwealth Games Record	559 GAULT Michael	ENG	National Shooting Centre Bisley, ENG	1 AUG 2002
-------------------------	----------------------------------	--------------------------	------------	--------------------------------------	------------

Records - Final	Commonwealth Games Record Final	657.5 GAULT Michael	ENG	National Shooting Centre Bisley, ENG	1 AUG 2002
-----------------	--	----------------------------	------------	--------------------------------------	------------

Rank	BIB No	Name	CGA	Series 1	Series 2	Series 3	Series 4	Series 5	Series 6	Qualification	Sh. Off	Penalty					
1	2715	GAULT Michael	ENG	95	92	90	92	96	94	559		GR					
				Shot 1	Shot 2	Shot 3	Shot 4	Shot 5	Shot 6	Shot 7	Shot 8	Shot 9	Shot 10	Final	Total	Sh. Off	Penalty
				9.8	9.5	9.5	10.4	10.7	10.0	9.3	9.9	9.6	9.8	98.5	657.5		F GR
2	3609	JUNG Samaresh	IND	92	98	93	94	88	93	558							
				Shot 1	Shot 2	Shot 3	Shot 4	Shot 5	Shot 6	Shot 7	Shot 8	Shot 9	Shot 10	Final	Total	Sh. Off	Penalty
				9.9	10.8	9.9	9.4	7.2	9.5	10.2	9.9	7.9	10.1	94.8	652.8		
3	6512	van TONDER Daniel Francois	RSA	86	89	94	94	92	92	547							
				Shot 1	Shot 2	Shot 3	Shot 4	Shot 5	Shot 6	Shot 7	Shot 8	Shot 9	Shot 10	Final	Total	Sh. Off	Penalty
				10.2	9.9	9.2	9.6	10.1	8.8	9.8	10.7	9.3	9.7	97.3	644.3		
4	6511	van TONDER Frederick Willem	RSA	91	92	90	93	91	90	547							
				Shot 1	Shot 2	Shot 3	Shot 4	Shot 5	Shot 6	Shot 7	Shot 8	Shot 9	Shot 10	Final	Total	Sh. Off	Penalty
				9.6	9.2	10.3	10.2	7.8	9.7	8.7	7.0	10.6	9.2	92.3	639.3		
5	5703	MANZOOR Tariq	PAK	90	92	90	93	87	90	542							
				Shot 1	Shot 2	Shot 3	Shot 4	Shot 5	Shot 6	Shot 7	Shot 8	Shot 9	Shot 10	Final	Total	Sh. Off	Penalty
				7.4	10.7	8.9	9.6	10.0	8.9	10.7	10.6	8.5	9.3	94.6	636.6		
6	7303	DANIEL Roger	TRI	89	91	90	90	92	92	544							
				Shot 1	Shot 2	Shot 3	Shot 4	Shot 5	Shot 6	Shot 7	Shot 8	Shot 9	Shot 10	Final	Total	Sh. Off	Penalty
				9.6	8.4	7.6	10.0	10.3	9.7	9.9	8.4	9.1	9.4	92.4	636.4		
7	2206	HUOT Jean Pierre	CAN	91	90	91	91	91	87	541							
				Shot 1	Shot 2	Shot 3	Shot 4	Shot 5	Shot 6	Shot 7	Shot 8	Shot 9	Shot 10	Final	Total	Sh. Off	Penalty
				9.9	6.5	10.2	9.6	9.9	9.2	10.3	10.1	8.1	9.6	93.4	634.4		
8	1218	MOORE David	AUS	90	92	93	90	95	86	546							
				Shot 1	Shot 2	Shot 3	Shot 4	Shot 5	Shot 6	Shot 7	Shot 8	Shot 9	Shot 10	Final	Total	Sh. Off	Penalty
				8.1	7.8	10.3	7.1	8.7	9.9	6.5	9.5	10.7	9.6	88.2	634.2		
9	5604	DOAK Robert	NIR	93	89	89	92	88	88	539							
10	5221	YELAVICH Greg	NZL	84	90	92	93	87	92	538							
11	5003	SACK Friedhelm	NAM	87	93	84	92	91	89	536							
12	6010	LEWIS David	SCO	89	88	88	90	86	90	531							
13	3623	SINGH Vivek	IND	85	90	86	90	90	88	529							
14	1221	QUICK Bruce	AUS	89	83	90	89	89	87	527							
14	2218	SALHANY Wayne	CAN	88	89	81	88	94	87	527							
14	2733	WYATT Frank	ENG	89	84	88	85	89	92	527							
17	5002	MALHERBE Andre	NAM	85	88	86	92	88	85	524							
18	5701	ALI Irshad	PAK	85	84	88	84	91	87	519							

Legend:	DNF Did Not Finish	DSQ Disqualified	DNS Did Not Start
----------------	---------------------------	-------------------------	--------------------------



RESULTS SUMMARY

THU 1 AUG 2002

NATIONAL SHOOTING CENTRE BISLEY

SHOOTING

Records - Qualification									
Commonwealth Games Record	559 GAULT Michael	ENG	National Shooting Centre Bisley, ENG				1 AUG 2002		

Records - Final									
Commonwealth Games Record Final	657.5 GAULT Michael	ENG	National Shooting Centre Bisley, ENG				1 AUG 2002		

Rank	BIB No	Name	CGA	Series 1	Series 2	Series 3	Series 4	Series 5	Series 6 Qualification	Sh. Off	Penalty
19	6605	WALGAMA Gamini	SRI	91	89	88	89	82	74		513
20	6602	FERNANDO Suranga	SRI	86	87	85	82	89	83		512
21	5205	EARLE Alan	NZL	80	88	87	84	84	84		507
22	1513	REID Floyd Fitzgerald	BAR	87	84	84	82	88	78		503
23	1504	CHASE Bernard Mcdonald	BAR	83	84	86	81	82	86		502
24	6007	GRAY Kevin	SCO	83	81	77	88	88	81		498
	7601	AHMAD Musawwr	UGA								DNS

Legend:	DNF Did Not Finish	DSQ Disqualified	DNS Did Not Start
----------------	---------------------------	-------------------------	--------------------------



Rank	BIB No	Name	CGA		Series 1 Series 4	Series 2 Series 5	Series 3	Sub Tot.	Qualification	Sh. Off	Penalty
1	1208	DIAMOND Michael	AUS	Day 1	25	24	25	74	124		
				Day 2	25	25		50			
					Final		Total	Sh. Off	Penalty		
					24		148				
2	1227	VELLA Adam	AUS	Day 1	24	25	25	74	121		
				Day 2	23	24		47			
					Final		Total	Sh. Off	Penalty		
					25		146				
3	3624	SULTAN Anwer	IND	Day 1	23	25	25	73	120		
				Day 2	24	23		47			
					Final		Total	Sh. Off	Penalty		
					22		142				
4	7920	WIXEY Michael	WAL	Day 1	24	23	24	71	120		
				Day 2	25	24		49			
					Final		Total	Sh. Off	Penalty		
					20		140				
5	5601	ALLEN Thomas	NIR	Day 1	23	23	24	70	118	10	
				Day 2	24	24		48			
					Final		Total	Sh. Off	Penalty		
					21		139				
6	6006	GILLIES David	SCO	Day 1	24	25	24	73	119		
				Day 2	23	23		46			
					Final		Total	Sh. Off	Penalty		
					19		138				
7	5609	MURPHY Philip	NIR	Day 1	24	22	23	69	118	9	
				Day 2	25	24		49			
					Final		Total	Sh. Off	Penalty		
					25		118				
8	2901	KABLE Glenn	FIJ	Day 1	23	24	25	72	118	8	
				Day 2	22	24		46			
					Final		Total	Sh. Off	Penalty		
					22		118				
9	6012	MARELLO David	SCO	Day 1	24	23	24	71	118	1	
				Day 2	24	23		47			
					Final		Total	Sh. Off	Penalty		
					24		118				
10	4602	ATTARD Joseph	MLT	Day 1	23	24	24	71	115		
				Day 2	22	22		44			
					Final		Total	Sh. Off	Penalty		
					22		115				
11	3619	SANDHU Manavjit Singh	IND	Day 1	22	23	22	67	115		
				Day 2	23	25		48			
					Final		Total	Sh. Off	Penalty		
					23		115				
12	7902	BIRKETT-EVANS James	WAL	Day 1	23	25	24	72	114		
				Day 2	20	22		42			
					Final		Total	Sh. Off	Penalty		
					20		114				
13	2727	PEEL Ian	ENG	Day 1	21	24	24	69	114		
				Day 2	24	21		45			
					Final		Total	Sh. Off	Penalty		
					24		114				
14	2512	SAVVIDES Phidias	CYP	Day 1	23	21	23	67	114		
				Day 2	24	23		47			
					Final		Total	Sh. Off	Penalty		
					24		114				
15	5220	WISTRAND Brian	NZL	Day 1	25	21	23	69	114		
				Day 2	23	22		45			
					Final		Total	Sh. Off	Penalty		
					23		114				
16	2711	DEAN Christopher Simon	ENG	Day 1	24	25	23	72	112		
				Day 2	19	21		40			
					Final		Total	Sh. Off	Penalty		
					19		112				

Legend: DNF Did Not Finish DSQ Disqualified DNS Did Not Start



Rank	BIB No	Name	CGA		Series 1 Series 4	Series 2 Series 5	Series 3	Sub Tot.	Qualification	Sh. Off	Penalty
17	2209	KURENDA Frank	CAN	Day 1	20	21	22	63	109		
				Day 2	25	21		46			
18	3701	BOYLES Trevor	IOM	Day 1	19	24	22	65	108		
				Day 2	21	22		43			
19	3401	BURTENSHAW Darren	GUE	Day 1	21	23	22	66	108		
				Day 2	21	21		42			
20	2217	REYNOLDS Kirk	CAN	Day 1	20	22	22	64	108		
				Day 2	20	24		44			
21	5501	BRADLEY Milton	NFI	Day 1	23	17	21	61	107		
				Day 2	21	25		46			
22	5208	JONES William	NZL	Day 1	24	21	20	65	105		
				Day 2	24	16		40			
23	2804	PITALUGA Saul	FAI	Day 1	21	19	21	61	105		
				Day 2	20	24		44			
24	2502	AILIOTIS Yiannis	CYP	Day 1	19	19	20	58	103		
				Day 2	23	22		45			
25	3203	COWLES Kevin	GIB	Day 1	19	23	19	61	103		
				Day 2	21	21		42			
26	1507	GREENIDGE Richard Ignacio	BAR	Day 1	19	20	20	59	100		
				Day 2	20	21		41			
27	4605	CARABOTT Nicky	MLT	Day 1	22	18	18	58	99		
				Day 2	19	22		41			
28	3208	MURPHY Harry Edward Maughn	GIB	Day 1	20	18	19	57	97		
				Day 2	20	20		40			
29	5902	MASKELL Robert	SAM	Day 1	21	18	20	59	96		
				Day 2	19	18		37			
30	2302	JACKSON Christopher Thomas	CAY	Day 1	16	18	18	52	92		
				Day 2	20	20		40			
31	7307	LALL Trevor	TRI	Day 1	20	18	19	57	88		
				Day 2	14	17		31			
32	3404	le PELLEY Michael John	GUE	Day 1	19	15	15	49	80		
				Day 2	14	17		31			
33	5401	MAGATOGIA Morgan	NIU	Day 1	13	18	16	47	76		
				Day 2	13	16		29			
34	2801	DIDLICK Graham	FAI	Day 1	17	12	16	45	68		
				Day 2	12	11		23			
35	5403	TOGIAVALU Sione Belle	NIU	Day 1	16	13	10	39	68		
				Day 2	11	18		29			
36	2902	NAIJORITANI Waqabaca	FIJ	Day 1	12	9	9	30	46		
				Day 2	9	7		16			
37	5901	FAAOFO Faafo	SAM	Day 1	12	6	8	26	37		
				Day 2	3	8		11			

Legend:

DNF Did Not Finish

DSQ Disqualified

DNS Did Not Start

RESULTS SUMMARY

TUE 30 JUL 2002

NATIONAL SHOOTING CENTRE BISLEY



SHOOTING

Rank	BIB No	Name	CGA	Series 1	Series 2	Series 3	Qualification	Sh. Off	Penalty
1	2213	MEYER Cynthia	CAN	24	24	22	70		
						Final	Total	Sh. Off	Penalty
						25	95		
2	2724	NORTH Anita	ENG	24	24	24	72		
						Final	Total	Sh. Off	Penalty
						22	94		
3	2215	NATTRASS Susan	CAN	22	23	23	68		
						Final	Total	Sh. Off	Penalty
						25	93		
4	2716	GODDARD Lesley	ENG	22	24	23	69		
						Final	Total	Sh. Off	Penalty
						20	89		
5	1214	JENKINS Nessa	AUS	21	21	22	64		
						Final	Total	Sh. Off	Penalty
						22	86		
6	5602	BADER Debbie	NIR	19	22	23	64		
						Final	Total	Sh. Off	Penalty
						20	84		
7	5606	JOHNSTON Rosemary	NIR	19	23	21	63		
8	1223	REEVES Diane	AUS	20	23	20	63		
9	5201	BORRELL Teresa	NZL	23	20	20	63		

Legend:

DNF Did Not Finish

DSQ Disqualified

DNS Did Not Start

RESULTS SUMMARY

THU 1 AUG 2002

NATIONAL SHOOTING CENTRE BISLEY



SHOOTING

Rank	BIB No	Name	CGA	Series 1	Series 2	Series 3	Qualification	Sh. Off	Penalty
1	3626	SINGH Rajyavardhan	IND	48	48	46	142		
				Final		Total	Sh. Off	Penalty	
				49		191			
2	1216	MARK Russell	AUS	47	46	48	141		
				Final		Total	Sh. Off	Penalty	
				49		190			
3	4606	CHETCUTI William	MLT	46	47	48	141		
				Final		Total	Sh. Off	Penalty	
				48		189			
4	2705	BELLAMY John	ENG	45	46	48	139		
				Final		Total	Sh. Off	Penalty	
				47		186			
5	2713	FAULDS Richard	ENG	49	45	45	139		
				Final		Total	Sh. Off	Penalty	
				46		185			
6	3615	MORAAAD Ali Khan	IND	47	46	44	137		
				Final		Total	Sh. Off	Penalty	
				44		181			
7	1208	DIAMOND Michael	AUS	46	46	44	136		
8	6024	WILL Colin	SCO	47	46	41	134		
9	2217	REYNOLDS Kirk	CAN	43	44	46	133		
10	2506	MASTROU Andreas	CYP	45	46	40	131		
11	6005	CUMMING Stewart	SCO	42	42	45	129		
12	6301	LEE Wung Yew	SIN	39	44	45	128		
13	5220	WISTRAND Brian	NZL	45	40	43	128		
14	5218	WILSON Scott	NZL	41	43	43	127		
15	5609	MURPHY Philip	NIR	35	47	44	126		
16	6302	TAN Chee Keong	SIN	42	41	41	124		
17	3709	PARSONS Neil	IOM	41	42	37	120		
18	3706	KEELING Jake	IOM	36	39	41	116		
19	2209	KURENDA Frank	CAN	38	38	40	116		
20	5601	ALLEN Thomas	NIR	38	35	36	109		
21	5501	BRADLEY Milton	NFI	33	24	31	88		
22	2804	PITALUGA Saul	FAI	19	22	27	68		
23	2510	TOPPOUZIS Yiannos	CYP	0	0	0	DNS		

Legend:

DNF Did Not Finish

DSQ Disqualified

DNS Did Not Start

RESULTS SUMMARY

THU 1 AUG 2002

NATIONAL SHOOTING CENTRE BISLEY



SHOOTING

Rank	BIB No	Name	CGA	Series 1	Series 2	Series 3	Qualification	Sh. Off	Penalty
1	2719	KERWOOD Charlotte	ENG	36	32	36	104		
				Final		Total		Sh. Off	Penalty
				37		141			
2	5216	STANTON Nadine	NZL	35	35	31	101		
				Final		Total		Sh. Off	Penalty
				33		134			
3	2213	MEYER Cynthia	CAN	32	32	34	98		
				Final		Total		Sh. Off	Penalty
				34		132			
4	2215	NATTRASS Susan	CAN	31	34	33	98		
				Final		Total		Sh. Off	Penalty
				32		130			
5	1202	BALOGH Suzanne	AUS	30	33	29	92		
				Final		Total		Sh. Off	Penalty
				32		124			
6	2505	KAKOYIANNI Evangelia	CYP	26	33	33	92		
				Final		Total		Sh. Off	Penalty
				31		123			
7	1226	TRINDALL Suzie	AUS	30	27	32	89		
8	2735	SLACK Helen	ENG	29	29	27	85		
9	7919	TREHEARNE Carolyn	WAL	23	28	32	83		
10	5606	JOHNSTON Rosemary	NIR	26	26	23	75		
11	5602	BADER Debbie	NIR	22	23	18	63		

Legend: DNF Did Not Finish DSQ Disqualified DNS Did Not Start



Rank	BIB No	Name	CGA		Series 1 Series 4	Series 2 Series 5	Series 3	Sub Tot.	Qualification	Sh. Off	Penalty
1	2214	MILLER Clayton	CAN	Day 1	24	24	25	73	121		
				Day 2	24	24		48			
					Final	Total	Sh. Off	Penalty			
					25	146					
2	6023	THOMSON Michael	SCO	Day 1	25	24	25	74	120		
				Day 2	23	23		46			
					Final	Total	Sh. Off	Penalty			
					25	145					
3	2508	NICOLAIDES Antonis	CYP	Day 1	25	24	24	73	122		
				Day 2	25	24		49			
					Final	Total	Sh. Off	Penalty			
					22	144					
4	4405	CHEONG Yew Kwan Richard	MAS	Day 1	24	24	24	72	121		
				Day 2	24	25		49			
					Final	Total	Sh. Off	Penalty			
					22	143	2				
5	1207	CUNNINGHAM David	AUS	Day 1	23	23	25	71	120		
				Day 2	24	25		49			
					Final	Total	Sh. Off	Penalty			
					23	143	1				
6	6013	MARSDEN Ian	SCO	Day 1	23	24	25	72	120		
				Day 2	24	24		48			
					Final	Total	Sh. Off	Penalty			
					21	141					
7	7901	ALLEN Malcolm	WAL	Day 1	23	24	24	71	119		
				Day 2	23	25		48			
8	5706	SULTAN Ahmed	PAK	Day 1	23	21	25	69	118		
				Day 2	25	24		49			
9	1203	BARTON George	AUS	Day 1	25	22	23	70	118		
				Day 2	25	23		48			
10	2513	KOURTELLAS Christos	CYP	Day 1	23	24	21	68	115		
				Day 2	24	23		47			
11	5704	MASUD Shaikh Amin Karamat	PAK	Day 1	23	22	24	69	115		
				Day 2	22	24		46			
12	4411	TEH Ricky	MAS	Day 1	23	25	21	69	115		
				Day 2	23	23		46			
13	2707	BRICKELL Richard	ENG	Day 1	22	22	23	67	114		
				Day 2	22	25		47			
14	1503	BYNOE Geoffrey	BAR	Day 1	25	23	20	68	114		
				Day 2	22	24		46			
15	7910	DAVIES Desmond	WAL	Day 1	23	21	23	67	114		
				Day 2	23	24		47			
16	2734	HARVEY Drew	ENG	Day 1	23	21	24	68	114		
				Day 2	21	25		46			

Legend:	DNF Did Not Finish	DSQ Disqualified	DNS Did Not Start
----------------	--------------------	------------------	-------------------



Rank	BIB No	Name	CGA		Series 1 Series 4	Series 2 Series 5	Series 3	Sub Tot.	Qualification	Sh. Off	Penalty
17	5219	WILSON Paul	NZL	Day 1	21	23	20	64	112		
				Day 2	24	24		48			
18	5209	JUKES Geoffrey	NZL	Day 1	23	21	22	66	111		
				Day 2	22	23		45			
19	4610	VELLA Paul	MLT	Day 1	20	22	20	62	110		
				Day 2	24	24		48			
20	3702	CLAGUE David	IOM	Day 1	22	21	21	64	109		
				Day 2	22	23		45			
21	1510	MASKELL Michael	BAR	Day 1	19	24	23	66	109		
				Day 2	22	21		43			
22	2303	McLEAN Edison Hondlybe	CAY	Day 1	21	22	22	65	109		
				Day 2	23	21		44			
23	4608	GENOVESE Joe	MLT	Day 1	17	22	21	60	107		
				Day 2	24	23		47			
24	4001	JACK Guy	KEN	Day 1	19	22	21	62	107		
				Day 2	22	23		45			
25	3703	CORKILL Jeff	IOM	Day 1	21	21	23	65	103		
				Day 2	18	20		38			
26	2301	HARRIS Robert Michael	CAY	Day 1	19	23	16	58	93		
				Day 2	18	17		35			
27	5401	MAGATOGIA Morgan	NIU	Day 1	10	11	13	34	61		
				Day 2	13	14		27			
28	5403	TOGIAVALU Sione Belle	NIU	Day 1	10	9	9	28	53		
				Day 2	13	12		25			

Legend:

DNF Did Not Finish

DSQ Disqualified

DNS Did Not Start

RESULTS SUMMARY

FRI 2 AUG 2002

NATIONAL SHOOTING CENTRE BISLEY



SHOOTING

Rank	BIB No	Name	CGA	Series 1	Series 2	Series 3	Qualification	Sh. Off	Penalty
1	1219	OGILVIE Lauryn	AUS	24	24	23	71		
				Final		Total	Sh. Off	Penalty	
				22		93	2		
2	1222	RAHMAN Natalia	AUS	24	22	22	68		
				Final		Total	Sh. Off	Penalty	
				25		93	1		
3	6001	BARNES Edith	SCO	21	24	21	66		
				Final		Total	Sh. Off	Penalty	
				21		87			
4	2507	MIAOULI Sofia	CYP	22	20	20	62		
				Final		Total	Sh. Off	Penalty	
				23		85	4		
5	2202	CONLEY Linda	CAN	20	20	22	62		
				Final		Total	Sh. Off	Penalty	
				23		85	3 4		
6	2706	BRAMLEY Susan	ENG	19	22	21	62		
				Final		Total	Sh. Off	Penalty	
				23		85	3 3		
7	2720	le GRELLE Pinky	ENG	21	21	19	61		

Legend:

DNF Did Not Finish

DSQ Disqualified

DNS Did Not Start



Records
Commonwealth Games Record Final **404.62 CALVERT David** **NIR** National Shooting Centre Bisley, ENG 30 JUL 2002

Rank	BIB No	Name	CGA		300 yards	500 yards	600 yards	Sub Tot.	Total	Sh. Off	Penalty
					300 yards 900 yards	500 yards 1000 yards	600 yards				
1	5603	CALVERT David	NIR	Stage 1	35.06	35.05	35.03	105.14	404.62		F GR
				Stage 2	50.09	50.10	50.08	150.27			
				Stage 3	75.11	74.10		149.21			
2	6504	DODDS David	RSA	Stage 1	34.04	34.04	35.04	103.12	403.53		
				Stage 2	50.07	50.09	50.08	150.24			
				Stage 3	75.13	75.04		150.17			
3	5202	COLLINGS Diane	NZL	Stage 1	34.05	35.07	35.06	104.18	402.54		
				Stage 2	50.05	50.05	49.04	149.14			
				Stage 3	74.11	75.11		149.22			
4	3902	le QUESNE David	JER	Stage 1	35.05	34.04	35.05	104.14	400.50		
				Stage 2	50.04	50.08	50.09	150.21			
				Stage 3	73.09	73.06		146.15			
5	3903	MALLET Colin	JER	Stage 1	34.03	35.04	35.03	104.10	400.48		
				Stage 2	50.07	50.07	50.08	150.22			
				Stage 3	74.09	72.07		146.16			
6	2703	BARNETT Glyn	ENG	Stage 1	35.06	35.05	35.06	105.17	399.59		
				Stage 2	50.09	50.09	50.09	150.27			
				Stage 3	73.07	71.08		144.15			
7	3402	JORY Peter	GUE	Stage 1	35.06	35.05	35.04	105.15	399.51		
				Stage 2	49.07	50.09	50.07	149.23			
				Stage 3	72.06	73.07		145.13			
8	4406	HAMSAN Zulkeflee	MAS	Stage 1	34.04	35.04	35.04	104.12	399.43		
				Stage 2	49.05	50.08	50.05	149.18			
				Stage 3	73.07	73.06		146.13			
9	1206	COLE Colin	AUS	Stage 1	35.03	35.07	34.04	104.14	398.49		
				Stage 2	50.08	50.08	49.05	149.21			
				Stage 3	74.08	71.06		145.14			
10	6502	BRAMLEY Peter	RSA	Stage 1	35.04	35.05	35.05	105.14	398.48		
				Stage 2	50.08	49.09	49.05	148.22			
				Stage 3	75.07	70.05		145.12			
11	5608	MILLAR Martin	NIR	Stage 1	35.07	34.03	34.04	103.14	397.50		
				Stage 2	50.08	50.07	50.06	150.21			
				Stage 3	72.07	72.08		144.15			
12	6019	SHAW Ian	SCO	Stage 1	34.03	35.04	35.04	104.11	397.49		
				Stage 2	46.05	50.10	50.09	146.24			
				Stage 3	74.08	73.06		147.14			
13	3403	MACE Nick	GUE	Stage 1	35.05	35.04	35.05	105.14	396.53		
				Stage 2	49.07	50.08	49.08	148.23			
				Stage 3	73.10	70.06		143.16			
14	6015	OGILVIE Alice	SCO	Stage 1	34.04	34.06	35.06	103.16	395.53		
				Stage 2	49.07	50.07	50.08	149.22			
				Stage 3	74.12	69.03		143.15			
15	2722	MESSER Jane	ENG	Stage 1	35.06	35.04	34.06	104.16	395.52		
				Stage 2	49.06	50.09	50.10	149.25			
				Stage 3	71.07	71.04		142.11			
16	1212	GARDINER David	AUS	Stage 1	34.05	35.05	35.04	104.14	395.52		
				Stage 2	50.09	50.07	50.08	150.24			
				Stage 3	71.06	70.08		141.14			
17	7305	GOMEZ Norris	TRI	Stage 1	35.04	34.03	35.03	104.10	395.41		
				Stage 2	48.05	50.06	50.05	148.16			
				Stage 3	73.08	70.07		143.15			

Legend:
 DNF Did Not Finish DSQ Disqualified DNS Did Not Start =FGR Eq. Final Games Record
 =QGR Eq. Qualif. Games Record QGR Qualif. Games Record =QGR Eq. Qualif. Games Record FGR Final Games Record



Records
Commonwealth Games Record Final **404.62 CALVERT David** **NIR** National Shooting Centre Bisley, ENG 30 JUL 2002

Rank	BIB No	Name	CGA		300 yards	500 yards	600 yards	Sub Tot.	Total	Sh. Off	Penalty
					300 yards 900 yards	500 yards 1000 yards	600 yards				
18	7909	DAVIES David	WAL	Stage 1	34.02	35.04	34.04	103.10	395.40		
				Stage 2	49.06	50.06	49.07	148.19			
				Stage 3	72.06	72.05		144.11			
19	2220	VAMPLEW Patrick	CAN	Stage 1	35.06	35.06	33.04	103.16	394.51		
				Stage 2	49.06	48.06	50.08	147.20			
				Stage 3	74.08	70.07		144.15			
20	4409	MD ZAIN Zainal Abidin	MAS	Stage 1	35.05	35.03	34.04	104.12	394.45		
				Stage 2	49.05	50.05	50.07	149.17			
				Stage 3	73.10	68.06		141.16			
21	5203	COLLINGS Mike	NZL	Stage 1	35.04	35.04	35.04	105.12	393.41		
				Stage 2	50.08	47.03	50.06	147.17			
				Stage 3	70.08	71.04		141.12			
22	7915	O'LEARY Gabrielle	WAL	Stage 1	34.05	35.06	34.03	103.14	391.43		
				Stage 2	50.07	49.05	50.05	149.17			
				Stage 3	73.09	66.03		139.12			
23	3502	PERSAUD Mahendra	GUY	Stage 1	33.03	35.04	35.04	103.11	391.37		
				Stage 2	47.04	48.02	50.05	145.11			
				Stage 3	74.08	69.07		143.15			
24	2802	GOODWIN Gareth	FAI	Stage 1	35.04	35.05	33.02	103.11	390.39		
				Stage 2	49.05	49.06	50.04	148.15			
				Stage 3	68.04	71.09		139.13			
25	4002	LEGEI Edward	KEN	Stage 1	35.02	35.04	30.03	100.09	390.36		
				Stage 2	49.07	50.05	49.05	148.17			
				Stage 3	73.05	69.05		142.10			
26	2216	RAHMAN Mohamed	CAN	Stage 1	34.04	33.02	35.05	102.11	389.41		
				Stage 2	49.06	50.06	49.05	148.17			
				Stage 3	69.06	70.07		139.13			
27	3501	GOODLUCK Ransford Roxroy	GUY	Stage 1	35.07	33.05	33.02	101.14	389.39		
				Stage 2	48.08	50.05	48.05	146.18			
				Stage 3	71.01	71.06		142.07			
28	3708	LEECE Craig	IOM	Stage 1	31.01	34.03	34.01	99.05	389.35		
				Stage 2	50.07	49.05	50.06	149.18			
				Stage 3	72.05	69.07		141.12			
29	3805	RICKMAN David	JAM	Stage 1	34.02	34.04	35.05	103.11	389.35		
				Stage 2	47.02	50.08	49.05	146.15			
				Stage 3	71.06	69.03		140.09			
30	7301	AWONG Carl	TRI	Stage 1	34.03	35.05	34.05	103.13	388.34		
				Stage 2	47.06	49.04	50.05	146.15			
				Stage 3	70.04	69.02		139.06			
31	5001	HONEY Christoffel	NAM	Stage 1	33.01	33.02	33.04	99.07	384.33		
				Stage 2	50.06	49.06	46.02	145.14			
				Stage 3	71.06	69.06		140.12			
32	5004	van DER MERWE Schalk Willem	NAM	Stage 1	33.02	33.02	32.01	98.05	378.29		
				Stage 2	45.02	47.05	49.04	141.11			
				Stage 3	72.09	67.04		139.13			
33	1704	SIMONS Nelson	BER	Stage 1	34.04	34.04	35.03	103.11	377.33		
				Stage 2	48.05	49.05	50.05	147.15			
				Stage 3	66.04	61.03		127.07			
34	3806	SMITH Carl	JAM	Stage 1	33.04	35.05	34.04	102.13	376.34		
				Stage 2	47.05	47.03	44.03	138.11			
				Stage 3	71.06	65.04		136.10			

Legend:
 DNF Did Not Finish DSQ Disqualified DNS Did Not Start =FGR Eq. Final Games Record
 =QGR Eq. Qualif. Games Record QGR Qualif. Games Record =QGR Eq. Qualif. Games Record FGR Final Games Record



Records
Commonwealth Games Record Final **404.62 CALVERT David** **NIR** National Shooting Centre Bisley, ENG 30 JUL 2002

Rank	BIB No	Name	CGA		300 yards 300 yards 900 yards	500 yards 500 yards 1000 yards	600 yards 600 yards	Sub Tot.	Total	Sh. Off	Penalty
35	5903	MASON Benjamin Joseph Miller	SAM	Stage 1	33.03	34.04	33.03	100.10	374.28		
				Stage 2	48.04	47.03	48.05	143.12			
				Stage 3	67.02	64.04		131.06			
36	1701	RAYNER Sinclair	BER	Stage 1	32.04	33.01	34.03	99.08	371.28		
				Stage 2	47.04	49.02	48.06	144.12			
				Stage 3	69.05	59.03		128.08			
37	1502	BRANCH Karl	BAR	Stage 1	35.01	33.04	35.04	103.09	368.26		
				Stage 2	48.05	49.05	46.02	143.12			
				Stage 3	65.03	57.02		122.05			
38	4302	SOHAL Jaggi	MAW	Stage 1	32.01	32.02	33.02	97.05	367.17		
				Stage 2	45.01	46.01	44.01	135.03			
				Stage 3	70.05	65.04		135.09			
39	2803	PETTERSSON Derek Richard	FAI	Stage 1	28.01	35.01	35.03	98.05	363.24		
				Stage 2	44.01	48.03	49.06	141.10			
				Stage 3	70.04	54.05		124.09			
40	3707	KENNISH Charlie	IOM	Stage 1	33.03	33.04	34.02	100.09	358.27		
				Stage 2	46.04	47.03	49.03	142.10			
				Stage 3	70.07	46.01		116.08			
41	4301	SIMBWA Godfrey	MAW	Stage 1	27.00	31.01	33.01	91.02	350.18		
				Stage 2	43.04	45.04	45.03	133.11			
				Stage 3	68.04	58.01		126.05			
42	7001	KNIPE Colin	SHE	Stage 1	29.01	32.01	34.03	95.05	339.15		
				Stage 2	38.00	45.04	43.02	126.06			
				Stage 3	64.03	54.01		118.04			
43	7002	LEGG Reginald Adrian	SHE	Stage 1	20.00	26.01	26.00	72.01	307.07		
				Stage 2	35.00	39.01	39.01	113.02			
				Stage 3	62.01	60.03		122.04			
44	1508	KING Louis	BAR	Stage 1	28.03	35.02	33.03	96.08	228.17		
				Stage 2							
				Stage 3	67.05	65.04		132.09			

Legend:
DNF Did Not Finish **DSQ** Disqualified **DNS** Did Not Start
=FGR Eq. Final Games Record **QGR** Qualif. Games Record **=QGR** Eq. Qualif. Games Record **FGR** Final Games Record



Records
Commonwealth Games Record **1184 India** **IND** National Shooting Centre Bisley, ENG 27 JUL 2002

Rank	BIB No	Name	CGA	Series 1	Series 2	Series 3	Series 4	Series 5	Series 6	Total	Sh. Off	Penalty
1		India	IND	198	198	199	197	197	195	1184		GR
	3604	BINDRA Abhinav								590		
	3602	AMBEKAR Sameer								594		
2		Malaysia	MAS	195	193	193	195	196	192	1164		
	4412	ZAKARIA Mohd Erman								578		
	4401	ABD. MUTALIB Mohd Hameleay								586		
3		England	ENG	195	192	194	195	194	190	1160		
	2718	HECTOR Christopher								589		
	2732	WALLACE Nigel								571		
4		Bangladesh	BAN	193	195	190	193	192	193	1156		
	1410	HOSSAIN Anowar								573		
	1406	KHAN Asif Hossain								583		
4		Scotland	SCO	194	191	193	196	189	193	1156		
	6009	LAW Robin								573		
	6016	RATTRAY David								583		
6		Wales	WAL	187	193	194	194	194	191	1153		
	7903	BLAKE Martyn								580		
	7906	CROYDON John								573		
7		Australia	AUS	191	191	190	191	191	197	1151		
	1215	LOWNDES Timothy								587		
	1204	BURGE Benjamin								564		
8		Canada	CAN	193	188	193	190	195	190	1149		
	2212	METHOT Mario								571		
	2203	DION Michel								578		
9		New Zealand	NZL	193	191	191	192	188	192	1147		
	5207	GRUMMITT David								582		
	5214	SLINN Dayle								565		
10		Malta	MLT	187	189	184	188	183	191	1122		
	4601	ABELA Mario								563		
	4609	VELLA William								559		
10		South Africa	RSA	189	187	185	187	190	184	1122		
	6508	SWEMMER Riaan								557		
	6503	CLINTON Paul								565		
12		Barbados	BAR	174	191	189	184	182	186	1106		
	1501	BEST Marlon								566		
	1512	PHILLIPS Eric Anthony								540		
13		Isle of Man	IOM	181	192	141	96	93	95	798		
	3711	WATTERSON Steven								568		
	3704	CREEVY Harry								230		

CORRECTED

Legend:
 DNF Did Not Finish DSQ Disqualified DNS Did Not Start =FGR Eq. Final Games Record
 =QGR Eq. Qualif. Games Record FGR Final Games Record

**WOMEN'S 10M AIR RIFLE PAIRS
QUALIFICATION**

RESULTS



Records	Commonwealth Games Record	795 India	IND	National Shooting Centre Bisley, ENG	28 JUL 2002
---------	----------------------------------	------------------	------------	--------------------------------------	-------------

Rank	BIB No	Name	CGA	Series 1	Series 2	Series 3	Series 4	Total	Sh. Off	Penalty
1		India	IND	198	199	200	198	795		GR
	3620	SHIRUR Suma						397		
	3603	BHAGWAT Anjali						398		
2		Canada	CAN	195	197	195	194	781		
	2201	BOWES Sharon						396		
	2211	MECREDY Jacklyn						385		
3		England	ENG	197	192	198	189	776		
	2712	EATON Victoria						384		
	2723	MINETT Louise						392		
4		Cyprus	CYP	192	193	193	196	774		
	2515	THEOFANOUS Fani						390		
	2503	CONSTANTINO Marilena						384		
5		Australia	AUS	192	195	196	190	773		
	1217	McCREADY Susan						387		
	1225	SMITH Susannah						386		
6		Malaysia	MAS	192	190	195	195	772		
	4403	BAHARIN Nurul Hudda						392		
	4404	BAKAR Roslina						380		
7		Wales	WAL	193	190	191	194	768		
	7911	FLOYD Rhian						387		
	7908	DALTREY Julie						381		
8		South Africa	RSA	188	194	190	194	766		
	6507	POTGIETER Donne						378		
	6510	van REENEN Esmari						388		
9		Bangladesh	BAN	193	187	192	192	764		
	1408	SULTANA Sabrina						382		
	1401	AKTER Suraiya						382		
10		Sri Lanka	SRI	191	188	189	192	760		
	6603	PUSSELLA Kumari						376		
	6604	RAMANAYAKE Pushpamali						384		
11		Barbados	BAR	177	174	186	186	723		
	1505	FORDE-BROME Jacquelyn Elaine						349		
	1511	MAYERS Cheryl						374		

Legend:	DNF Did Not Finish	DSQ Disqualified	DNS Did Not Start
=FGR Eq. Final Games Record	QGR Qualif. Games Record	=QGR Eq. Qualif. Games Record	FGR Final Games Record



Records				
Commonwealth Games Record	1145 BAXTER Nicholas	ENG	Kuala Lumpur, MAS	16 SEP 1998
Commonwealth Games Record	1145 GAULT Michael	ENG	Kuala Lumpur, MAS	16 SEP 1998

Rank	BIB No	Name	CGA	Series 1	Series 2	Series 3	Series 4	Series 5	Series 6	Total	Sh. Off	Penalty
1		England	ENG	187	191	191	191	189	191	1140		
	2704	BAXTER Nicholas								571		
	2715	GAULT Michael								569		
2		India	IND	186	192	189	190	192	188	1137		
	3609	JUNG Samaresh								572		
	3616	RANA Jaspal								565		
3		Namibia	NAM	191	189	187	189	189	189	1134		
	5002	MALHERBE Andre								560		
	5003	SACK Friedhelm								574		
4		Australia	AUS	192	187	191	188	188	188	1134		
	1218	MOORE David								569		
	1220	PORTER David								565		
5		Northern Ireland	NIR	189	188	186	184	192	193	1132		
	5610	STEWART Hugh								560		
	5604	DOAK Robert								572		
6		South Africa	RSA	190	191	187	189	186	188	1131		
	6512	van TONDER Daniel Francois								572		
	6506	Mc DONALD Allan Stuart								559		
7		Canada	CAN	195	187	188	188	184	185	1127		
	2218	SALHANY Wayne								559		
	2206	HUOT Jean Pierre								568		
8		Pakistan	PAK	188	184	189	183	191	189	1124		
	5701	ALI Irshad								572		
	5703	MANZOOR Tariq								552		
8		Scotland	SCO	185	189	185	190	188	187	1124		
	6010	LEWIS David								561		
	6017	RITCHIE Alan								563		
10		Sri Lanka	SRI	185	187	184	188	186	185	1115		
	6605	WALGAMA Gamini								560		
	6602	FERNANDO Suranga								555		
11		New Zealand	NZL	185	185	183	188	189	184	1114		
	5215	SMITH Michael								559		
	5217	WAKELING Jason								555		
11		Wales	WAL	184	190	185	185	184	186	1114		
	7912	HARRIS Ian								552		
	7918	THOMAS Robert								562		
13		Barbados	BAR	175	176	182	185	183	189	1090		
	1514	SKEETE Ronald Mcdonald								547		
	1504	CHASE Bernard Mcdonald								543		

Legend:	DSQ Disqualified	DNS Did Not Start	FGR Final Games Record
DNF Did Not Finish	QGR Qualif. Games Record	=QGR Eq. Qualif. Games Record	
=FGR Eq. Final Games Record			



Records

Commonwealth Games Record	748 FORDER Annemarie	AUS	Kuala Lumpur, MAS	15 SEP 1998
Commonwealth Games Record	748 TREFRY Christine	AUS	Kuala Lumpur, MAS	15 SEP 1998

Rank	BIB No	Name	CGA	Series 1	Series 2	Series 3	Series 4	Total	Sh. Off	Penalty
1		Canada	CAN	192	184	185	186	747		
	2205	HARE Dorothy						378		
	2204	EAGLES Kim						369		
2		India	IND	189	182	186	187	744		
	3625	KANUNGO Sheila						374		
	3605	CHAUDHARY Shweta						370		
3		Australia	AUS	185	187	187	185	744		
	1229	YAUHLEUSKAYA Lalita						378		
	1210	FORDER Annemarie						366		
4		New Zealand	NZL	186	187	182	183	738		
	5204	CORRIGAN Tania						372		
	5210	LEES Jocelyn						366		
5		Sri Lanka	SRI	181	176	184	178	719		
	6607	WIJESORIYA Shyamalie						360		
	6606	WICKRAMASINGHE Anoma						359		
6		Malaysia	MAS	184	184	178	171	717		
	4410	NG Pei Chin Bibiana						361		
	4408	MAHARANI Irina						356		
7		England	ENG	170	177	176	182	705		
	2728	PRESTON Helen						365		
	2725	PEARSON Kathryn						340		
8		Wales	WAL	85	88	89	85	347		
	7914	LEWIS Sian Megan						347		
	7908	DALTREY Julie						0		

Legend:

DNF Did Not Finish

DSQ Disqualified

DNS Did Not Start

QGR Qualif. Games Record

=QGR Eq. Qualif. Games Record

FGR Final Games Record

=FGR Eq. Final Games Record



Records
Commonwealth Games Record **1150 Australia** **AUS** National Shooting Centre Bisley, ENG 30 JUL 2002

Rank	BIB No	Name	CGA		Series 1	Series 2	Series 3	Sub Tot.	Total	Sh. Off	Penalty
1		Australia	AUS	Precision	192	189	196	577	1150		GR
				Rapid	187	191	195	573			
	1229	YAUHLEUSKAYA Lalita		<i>Precision</i>						582	
	1224	RYAN Linda		<i>Rapid</i>							
				<i>Precision</i>					568		
				<i>Rapid</i>							
2		Malaysia	MAS	Precision	188	189	190	567	1135		
				Rapid	191	190	187	568			
	4408	MAHARANI Irina		<i>Precision</i>						568	
	4410	NG Pei Chin Bibiana		<i>Rapid</i>							
				<i>Precision</i>					567		
				<i>Rapid</i>							
3		New Zealand	NZL	Precision	193	190	185	568	1126		
				Rapid	183	183	192	558			
	5210	LEES Jocelyn		<i>Precision</i>						563	
	5204	CORRIGAN Tania		<i>Rapid</i>							
				<i>Precision</i>					563		
				<i>Rapid</i>							
4		Canada	CAN	Precision	189	184	184	557	1125		
				Rapid	190	191	187	568			
	2204	EAGLES Kim		<i>Precision</i>						571	
	2210	MARIN Violaine		<i>Rapid</i>							
				<i>Precision</i>					554		
				<i>Rapid</i>							
5		India	IND	Precision	191	190	193	574	1118		
				Rapid	182	184	178	544			
	3617	RANA Sushma		<i>Precision</i>						564	
	3605	CHAUDHARY Shweta		<i>Rapid</i>							
				<i>Precision</i>					554		
				<i>Rapid</i>							
6		England	ENG	Precision	189	176	183	548	1102		
				Rapid	187	183	184	554			
	2702	BARBER Barbara		<i>Precision</i>						556	
	2728	PRESTON Helen		<i>Rapid</i>							
				<i>Precision</i>					546		
				<i>Rapid</i>							
7		Sri Lanka	SRI	Precision	188	186	182	556	1075		
				Rapid	163	178	178	519			
	6607	WIJESOORIYA Shyamalie		<i>Precision</i>						551	
	6606	WICKRAMASINGHE Anoma		<i>Rapid</i>							
				<i>Precision</i>					524		
				<i>Rapid</i>							

Legend:
 DNF Did Not Finish DSQ Disqualified DNS Did Not Start
 =FGR Eq. Final Games Record QGR Qualif. Games Record =QGR Eq. Qualif. Games Record FGR Final Games Record



RESULTS

MON 29 JUL 2002

NATIONAL SHOOTING CENTRE BISLEY



SHOOTING

Records				
Commonwealth Games Record	1153 FAVELL Bruce	AUS	Auckland, NZL	26 JAN 1990
Commonwealth Games Record	1153 MURRAY Patrick	AUS	Auckland, NZL	26 JAN 1990

Rank	BIB No	Name	CGA		8 Sec	6 Sec	4 Sec	Sub Tot.	Total	Sh. Off	Penalty
1		India	IND	Stage 1	194	189	186	569	1141		
				Stage 2	197	187	188	572			
		3611	KUMAR Mukesh		Stage 1					575	
					Stage 2						
		3606	DHAKA Bhanwar Lal		Stage 1					566	
					Stage 2						
2		South Africa	RSA	Stage 1	191	192	171	554	1131		
				Stage 2	199	194	184	577			
		6511	van TONDER Frederick Willem		Stage 1					571	
					Stage 2						
		6506	Mc DONALD Allan Stuart		Stage 1					560	
					Stage 2						
3		Australia	AUS	Stage 1	194	191	180	565	1127		
				Stage 2	193	197	172	562			
		1209	FAVELL Bruce		Stage 1					564	
					Stage 2						
		1221	QUICK Bruce		Stage 1					563	
					Stage 2						
4		England	ENG	Stage 1	190	187	179	556	1110		
				Stage 2	189	185	180	554			
		2709	CLARK Peter		Stage 1					556	
					Stage 2						
		2726	PEARSON Leslie		Stage 1					554	
					Stage 2						
5		New Zealand	NZL	Stage 1	193	189	178	560	1106		
				Stage 2	192	189	165	546			
		5217	WAKELING Jason		Stage 1					555	
					Stage 2						
		5215	SMITH Michael		Stage 1					551	
					Stage 2						
6		Pakistan	PAK	Stage 1	183	189	176	548	1099		
				Stage 2	188	191	172	551			
		5702	ALI Zahid		Stage 1					553	
					Stage 2						
		5705	RIAZ Kashif		Stage 1					546	
					Stage 2						

Legend:	DNF Did Not Finish	DSQ Disqualified	DNS Did Not Start	FGR Final Games Record
=FGR Eq. Final Games Record	QGR Qualif. Games Record	=QGR Eq. Qualif. Games Record		



Records									
Commonwealth Games Record	1168	RANA Jaspal	IND	Victoria, CAN					21 AUG 1994
Commonwealth Games Record	1168	PANDIT Ashok	IND	Victoria, CAN					21 AUG 1994

Rank	BIB No	Name	CGA		Series 1	Series 2	Series 3	Sub Tot.	Total	Sh. Off	Penalty
1		India	IND	Precision	195	192	193	580	1150		
				Rapid	191	185	194	570			
	3616	RANA Jaspal		Precision					577		
				Rapid							
2	3621	SINGH Mahaveer		Precision					573		
				Rapid							
		Australia	AUS	Precision	190	189	192	571	1149		
				Rapid	187	197	194	578			
3	1221	QUICK Bruce		Precision					576		
				Rapid							
	1218	MOORE David		Precision					573		
				Rapid							
4		Pakistan	PAK	Precision	192	192	193	577	1142		
				Rapid	188	188	189	565			
	5702	ALI Zahid		Precision					574		
				Rapid							
5	5701	ALI Irshad		Precision					568		
				Rapid							
		South Africa	RSA	Precision	187	191	191	569	1140		
				Rapid	194	187	190	571			
6	6512	van TONDER Daniel Francois		Precision					571		
				Rapid							
	6506	Mc DONALD Allan Stuart		Precision					569		
				Rapid							
7		New Zealand	NZL	Precision	192	190	194	576	1136		
				Rapid	182	187	191	560			
	5221	YELAVICH Greg		Precision					571		
				Rapid							
8	5205	EARLE Alan		Precision					565		
				Rapid							
		Barbados	BAR	Precision	187	191	192	570	1119		
				Rapid	188	180	181	549			
9	1514	SKEETE Ronald Mcdonald		Precision					564		
				Rapid							
	1506	FOSTER Chester Aurelius		Precision					555		
				Rapid							
10		England	ENG	Precision	181	187	187	555	1118		
				Rapid	180	194	189	563			
	2714	FLIPPANT Peter		Precision					571		
				Rapid							
11	2721	LUCAS Simon Ulrick		Precision					547		
				Rapid							
		Northern Ireland	NIR	Precision	189	189	190	568	1116		
				Rapid	184	181	183	548			
12	5604	DOAK Robert		Precision					561		
				Rapid							
	5610	STEWART Hugh		Precision					555		
				Rapid							

Legend:				
DNF Did Not Finish	DSQ Disqualified	DNS Did Not Start		
=FGR Eq. Final Games Record	QGR Qualif. Games Record	=QGR Eq. Qualif. Games Record	FGR Final Games Record	



Records				
Commonwealth Games Record	1168 RANA Jaspal	IND	Victoria, CAN	21 AUG 1994
Commonwealth Games Record	1168 PANDIT Ashok	IND	Victoria, CAN	21 AUG 1994

Rank	BIB No	Name	CGA		Series 1	Series 2	Series 3	Sub Tot.	Total	Sh. Off	Penalty
9		Wales	WAL	Precision	188	186	189	563	1107		
				Rapid	191	176	177	544			
	7916	PENGELLY Steve		Precision					565		
	7912	HARRIS Ian		Precision					542		
				Rapid							
10		Sri Lanka	SRI	Precision	185	188	186	559	1106		
				Rapid	180	182	185	547			
	6605	WALGAMA Gamini		Precision					554		
	6602	FERNANDO Suranga		Precision					552		
				Rapid							
11		Scotland	SCO	Precision	190	187	178	555	1085		
				Rapid	185	162	183	530			
	6003	CARROLL Robert		Precision					550		
	6011	LILLBURN Bruce		Precision					535		
				Rapid							
12		Canada	CAN	Precision	90	95	96	281	566		
				Rapid	93	95	97	285			
	2207	IGOROV Metodi		Precision					566		
	2218	SALHANY Wayne		Precision					0		
				Rapid							

Legend:	DSQ Disqualified	DNS Did Not Start	FGR Final Games Record
DNF Did Not Finish	QGR Qualif. Games Record	=QGR Eq. Qualif. Games Record	
=FGR Eq. Final Games Record			



Rank	BIB No	Name	CGA		Series 1	Series 2	Sub Tot.	Total	Sh. Off	Penalty
1		India	IND	150 Sec	189	188	377	1130		
				20 Sec	185	191	376			
				10 Sec	187	190	377			
3616		RANA Jaspal		150 Sec				577		
				20 Sec						
				10 Sec						
3609		JUNG Samaresh		150 Sec				553		
				20 Sec						
				10 Sec						
2		Australia	AUS	150 Sec	188	191	379	1118		
				20 Sec	188	185	373			
				10 Sec	185	181	366			
1221		QUICK Bruce		150 Sec				562		
				20 Sec						
				10 Sec						
1201		ADAMS Philip		150 Sec				556		
				20 Sec						
				10 Sec						
3		South Africa	RSA	150 Sec	189	191	380	1116		
				20 Sec	180	191	371			
				10 Sec	183	182	365			
6511		van TONDER Frederick Willem		150 Sec				568		
				20 Sec						
				10 Sec						
6512		van TONDER Daniel Francois		150 Sec				548		
				20 Sec						
				10 Sec						
4		Pakistan	PAK	150 Sec	196	195	391	1114		
				20 Sec	175	188	363			
				10 Sec	176	184	360			
5702		ALI Zahid		150 Sec				570		
				20 Sec						
				10 Sec						
5701		ALI Irshad		150 Sec				544		
				20 Sec						
				10 Sec						
5		England	ENG	150 Sec	189	194	383	1111		
				20 Sec	179	186	365			
				10 Sec	178	185	363			
2715		GAULT Michael		150 Sec				565		
				20 Sec						
				10 Sec						
2709		CLARK Peter		150 Sec				546		
				20 Sec						
				10 Sec						
6		New Zealand	NZL	150 Sec	186	189	375	1091		
				20 Sec	184	182	366			
				10 Sec	172	178	350			
5217		WAKELING Jason		150 Sec				547		
				20 Sec						
				10 Sec						
5221		YELAVICH Greg		150 Sec				544		
				20 Sec						
				10 Sec						

Legend:

DNF Did Not Finish

DSQ Disqualified
QGR Qualif. Games Record

DNS Did Not Start
=QGR Eq. Qualif. Games Record

FGR Final Games Record

=FGR Eq. Final Games Record



Rank	BIB No	Name	CGA		Series 1	Series 2	Sub Tot.	Total	Sh. Off	Penalty
7		Wales	WAL	150 Sec	190	184	374	1091		
				20 Sec	180	182	362			
				10 Sec	179	176	355			
7918		THOMAS Robert		150 Sec				550		
				20 Sec						
				10 Sec						
7916		PENGELLY Steve		150 Sec				541		
				20 Sec						
				10 Sec						
8		Scotland	SCO	150 Sec	190	188	378	1085		
				20 Sec	180	182	362			
				10 Sec	169	176	345			
6003		CARROLL Robert		150 Sec				557		
				20 Sec						
				10 Sec						
6011		LILLBURN Bruce		150 Sec				528		
				20 Sec						
				10 Sec						
9		Barbados	BAR	150 Sec	181	190	371	1079		
				20 Sec	189	181	370			
				10 Sec	166	172	338			
1506		FOSTER Chester Aurelius		150 Sec				547		
				20 Sec						
				10 Sec						
1513		REID Floyd Fitzgerald		150 Sec				532		
				20 Sec						
				10 Sec						
10		Namibia	NAM	150 Sec	191	190	381	1078		
				20 Sec	168	176	344			
				10 Sec	178	175	353			
5003		SACK Friedhelm		150 Sec				559		
				20 Sec						
				10 Sec						
5002		MALHERBE Andre		150 Sec				519		
				20 Sec						
				10 Sec						
11		Sri Lanka	SRI	150 Sec	188	187	375	1051		
				20 Sec	176	161	337			
				10 Sec	166	173	339			
6602		FERNANDO Suranga		150 Sec				526		
				20 Sec						
				10 Sec						
6605		WALGAMA Gamini		150 Sec				525		
				20 Sec						
				10 Sec						

Legend:

DNF Did Not Finish

DSQ Disqualified

QGR Qualif. Games Record

DNS Did Not Start

=QGR Eq. Qualif. Games Record

FGR Final Games Record

=FGR Eq. Final Games Record



Records										
Commonwealth Games Record	2300 DION Michel	CAN	Victoria, CAN							22 AUG 1994
Commonwealth Games Record	2300 SORENSEN Wayne	CAN	Victoria, CAN							22 AUG 1994

Rank	BIB No	Name	CGA		Series 1	Series 2	Series 3	Series 4	Sub Tot.	Total	Sh. Off	Penalty
1		Australia	AUS	Prone	195	195	198	198	786	2297		
				Standing	185	182	188	187	742			
				Kneeling	191	195	190	193	769			
	1215	LOWNDES Timothy		<i>Prone</i>						1164		
				<i>Standing</i>								
				<i>Kneeling</i>								
	1228	WIELAND Samuel		<i>Prone</i>						1133		
				<i>Standing</i>								
				<i>Kneeling</i>								
2		England	ENG	Prone	197	195	198	193	783	2270		
				Standing	187	186	185	188	746			
				Kneeling	180	183	183	195	741			
	2708	BURRAGE Jason		<i>Prone</i>						1149		
				<i>Standing</i>								
				<i>Kneeling</i>								
	2718	HECTOR Christopher		<i>Prone</i>						1121		
				<i>Standing</i>								
				<i>Kneeling</i>								
3		India	IND	Prone	194	194	194	197	779	2266		
				Standing	183	186	186	184	739			
				Kneeling	188	189	186	185	748			
	3622	SINGH Charan		<i>Prone</i>						1135		
				<i>Standing</i>								
				<i>Kneeling</i>								
	3601	AIRIRA PEMMAIAH Subbaiah		<i>Prone</i>						1131		
				<i>Standing</i>								
				<i>Kneeling</i>								
4		South Africa	RSA	Prone	195	197	195	192	779	2261		
				Standing	184	177	186	176	723			
				Kneeling	191	187	187	194	759			
	6505	HENN Jaco		<i>Prone</i>						1143		
				<i>Standing</i>								
				<i>Kneeling</i>								
	6503	CLINTON Paul		<i>Prone</i>						1118		
				<i>Standing</i>								
				<i>Kneeling</i>								
5		Scotland	SCO	Prone	193	199	199	195	786	2258		
				Standing	178	186	180	175	719			
				Kneeling	193	187	188	185	753			
	6021	SINCLAIR Martin		<i>Prone</i>						1136		
				<i>Standing</i>								
				<i>Kneeling</i>								
	6014	McINTOSH Donald		<i>Prone</i>						1122		
				<i>Standing</i>								
				<i>Kneeling</i>								
6		Wales	WAL	Prone	192	193	192	193	770	2254		
				Standing	179	189	185	183	736			
				Kneeling	184	192	187	185	748			
	7903	BLAKE Martyn		<i>Prone</i>						1127		
				<i>Standing</i>								
				<i>Kneeling</i>								
	7906	CROYDON John		<i>Prone</i>						1127		
				<i>Standing</i>								
				<i>Kneeling</i>								

Legend:				
DNF Did Not Finish	DSQ Disqualified	DNS Did Not Start		
=FGR Eq. Final Games Record	QGR Qualif. Games Record	=QGR Eq. Qualif. Games Record	FGR Final Games Record	



Records				
Commonwealth Games Record	2300 DION Michel	CAN	Victoria, CAN	22 AUG 1994
Commonwealth Games Record	2300 SORENSEN Wayne	CAN	Victoria, CAN	22 AUG 1994

Rank	BIB No	Name	CGA		Series 1	Series 2	Series 3	Series 4	Sub Tot.	Total	Sh. Off	Penalty
7		Malaysia	MAS	Prone	194	197	194	195	780	2251		
				Standing	177	190	186	180	733			
				Kneeling	182	189	185	182	738			
4407		HJ MOHD DIN Sabki		Prone						1128		
				Standing								
				Kneeling								
4412		ZAKARIA Mohd Erman		Prone						1123		
				Standing								
				Kneeling								
8		Canada	CAN	Prone	194	188	193	190	765	2241		
				Standing	181	187	185	182	735			
				Kneeling	185	185	185	186	741			
2203		DION Michel		Prone						1140		
				Standing								
				Kneeling								
2212		METHOT Mario		Prone						1101		
				Standing								
				Kneeling								
9		Bangladesh	BAN	Prone	191	193	192	193	769	2215		
				Standing	177	178	171	178	704			
				Kneeling	181	186	183	192	742			
1402		ALAM Saiful		Prone						1118		
				Standing								
				Kneeling								
1404		ISLAM Kamrul		Prone						1097		
				Standing								
				Kneeling								
10		Northern Ireland	NIR	Prone	195	193	193	197	778	2153		
				Standing	164	161	163	164	652			
				Kneeling	174	179	184	186	723			
5607		LEWIS Alan		Prone						1105		
				Standing								
				Kneeling								
5605		DUFF Gary		Prone						1048		
				Standing								
				Kneeling								
11		Barbados	BAR	Prone	170	192	192	187	741	2101		
				Standing	153	167	166	155	641			
				Kneeling	182	180	180	177	719			
1501		BEST Marlon		Prone						1097		
				Standing								
				Kneeling								
1512		PHILLIPS Eric Anthony		Prone						1004		
				Standing								
				Kneeling								
7601		Uganda	UGA	Prone						DNS		
				Standing								
				Kneeling								
7601		AHMAD Musawwr		Prone								
				Standing								
				Kneeling								
7603		MUNGOMA Michael		Prone								
				Standing								
				Kneeling								

Legend:	DSQ Disqualified	DNS Did Not Start
DNF Did Not Finish	QGR Qualif. Games Record	=QGR Eq. Qualif. Games Record
=FGR Eq. Final Games Record		FGR Final Games Record



Records						
Commonwealth Games Record	1143 BOWES Sharon	CAN	Victoria, CAN			21 AUG 1994
Commonwealth Games Record	1143 ASHCROFT Christina	CAN	Victoria, CAN			21 AUG 1994

Rank	BIB No	Name	CGA		Series 1	Series 2	Sub Tot.	Total	Sh. Off	Penalty
1		India	IND	Prone	197	196	393	1140		
				Standing	183	183	366			
				Kneeling	189	192	381			
		3603	BHAGWAT Anjali		<i>Prone</i>				573	
					<i>Standing</i>					
					<i>Kneeling</i>					
		3612	KUMARI Raj		<i>Prone</i>				567	
					<i>Standing</i>					
					<i>Kneeling</i>					
2		Australia	AUS	Prone	193	194	387	1131		
				Standing	187	184	371			
				Kneeling	186	187	373			
		1225	SMITH Susannah		<i>Prone</i>				567	
					<i>Standing</i>					
					<i>Kneeling</i>					
		1217	McCREADY Susan		<i>Prone</i>				564	
					<i>Standing</i>					
					<i>Kneeling</i>					
3		Canada	CAN	Prone	192	191	383	1123		
				Standing	182	186	368			
				Kneeling	186	186	372			
		2201	BOWES Sharon		<i>Prone</i>				563	
					<i>Standing</i>					
					<i>Kneeling</i>					
		2208	JOHNSON Cari		<i>Prone</i>				560	
					<i>Standing</i>					
					<i>Kneeling</i>					
4		Malaysia	MAS	Prone	195	190	385	1116		
				Standing	186	178	364			
				Kneeling	189	178	367			
		4404	BAKAR Roslina		<i>Prone</i>				562	
					<i>Standing</i>					
					<i>Kneeling</i>					
		4403	BAHARIN Nurul Hudda		<i>Prone</i>				554	
					<i>Standing</i>					
					<i>Kneeling</i>					
5		Wales	WAL	Prone	192	194	386	1113		
				Standing	176	181	357			
				Kneeling	184	186	370			
		7908	DALTREY Julie		<i>Prone</i>				559	
					<i>Standing</i>					
					<i>Kneeling</i>					
		7905	CORISH Sian		<i>Prone</i>				554	
					<i>Standing</i>					
					<i>Kneeling</i>					
6		South Africa	RSA	Prone	193	193	386	1101		
				Standing	173	175	348			
				Kneeling	183	184	367			
		6501	BARTLEMAN Judith Jacoba		<i>Prone</i>				557	
					<i>Standing</i>					
					<i>Kneeling</i>					
		6507	POTGIETER Donne		<i>Prone</i>				544	
					<i>Standing</i>					
					<i>Kneeling</i>					

Legend:				
DNF Did Not Finish	DSQ Disqualified	DNS Did Not Start	=QGR Eq. Qualif. Games Record	FGR Final Games Record
=FGR Eq. Final Games Record	QGR Qualif. Games Record			



Records				
Commonwealth Games Record	1143 BOWES Sharon	CAN	Victoria, CAN	21 AUG 1994
Commonwealth Games Record	1143 ASHCROFT Christina	CAN	Victoria, CAN	21 AUG 1994

Rank	BIB No	Name	CGA		Series 1	Series 2	Sub Tot.	Total	Sh. Off	Penalty
7		Bangladesh	BAN	Prone	187	187	374	1099		
				Standing	172	186	358			
				Kneeling	184	183	367			
1408		SULTANA Sabrina		Prone				554		
				Standing						
				Kneeling						
1405		KARIM Fawzia		Prone				545		
				Standing						
				Kneeling						
8		Sri Lanka	SRI	Prone	193	194	387	1097		
				Standing	179	167	346			
				Kneeling	177	187	364			
6604		RAMANAYAKE Pushpamali		Prone				554		
				Standing						
				Kneeling						
6603		PUSSELLA Kumari		Prone				543		
				Standing						
				Kneeling						
9		England	ENG	Prone	191	190	381	1091		
				Standing	172	176	348			
				Kneeling	178	184	362			
2730		SPICER Rebecca		Prone				554		
				Standing						
				Kneeling						
2717		GRIFFIN Claire		Prone				537		
				Standing						
				Kneeling						
10		Scotland	SCO	Prone	191	190	381	1068		
				Standing	164	164	328			
				Kneeling	177	182	359			
6022		THOMSON Janis		Prone				539		
				Standing						
				Kneeling						
6020		SINCLAIR Lynda		Prone				529		
				Standing						
				Kneeling						
11		Barbados	BAR	Prone	184	190	374	1046		
				Standing	159	161	320			
				Kneeling	168	184	352			
1511		MAYERS Cheryl		Prone				537		
				Standing						
				Kneeling						
1505		FORDE-BROME Jacquelyn Elaine		Prone				509		
				Standing						
				Kneeling						

Legend:	DSQ Disqualified	DNS Did Not Start	FGR Final Games Record
DNF Did Not Finish	QGR Qualif. Games Record	=QGR Eq. Qualif. Games Record	
=FGR Eq. Final Games Record			



Records				
Commonwealth Games Record	1189 THIELE Michael	RSA	Kuala Lumpur, MAS	14 SEP 1998
Commonwealth Games Record	1189 VAN RHYN Gavin	RSA	Kuala Lumpur, MAS	14 SEP 1998
=Commonwealth Games Record	1189 England	ENG	National Shooting Centre Bisley, ENG	28 JUL 2002

Rank	BIB No	Name	CGA	Series 1	Series 2	Series 3	Series 4	Series 5	Series 6	Total	Sh. Off	Penalty
1		England	ENG	199	199	198	199	194	200	1189		=GR
	2701	BABB Michael								598		
	2710	DAY Neil								591		
2		South Africa	RSA	198	198	197	199	193	195	1180		
	6505	HENN Jaco								592		
	6509	THIELE Michael								588		
3		Malaysia	MAS	196	195	198	198	194	192	1173		
	4412	ZAKARIA Mohd Erman								588		
	4407	HJ MOHD DIN Sabki								585		
4		Canada	CAN	192	197	196	194	196	192	1167		
	2203	DION Michel								586		
	2219	STEWART Gale								581		
5		New Zealand	NZL	194	196	193	191	195	198	1167		
	5213	PETTERSON Stephen								585		
	5211	McCABE Sean								582		
6		India	IND	191	196	195	192	196	195	1165		
	3610	KONDUSKAR Abhijeet								584		
	3601	AIRIRA PEMMAIAH Subbaiah								581		
7		Northern Ireland	NIR	196	192	195	192	195	195	1165		
	5605	DUFF Gary								583		
	5607	LEWIS Alan								582		
8		Scotland	SCO	193	192	194	193	199	193	1164		
	6004	COLE-HAMILTON Jim								585		
	6002	BRUCE Sinclair								579		
9		Australia	AUS	192	195	193	194	195	194	1163		
	1215	LOWNDES Timothy								583		
	1213	GRENNESSE Warren								580		
10		Gibraltar	GIB	190	194	191	192	198	194	1159		
	3207	TOMLINSON Colin								582		
	3204	LUGNANI Adrian Joseph								577		
11		Wales	WAL	190	193	190	192	196	196	1157		
	7917	PHELPS David								590		
	7913	HILBORNE Robin								567		
12		Trinidad & Tobago	TRI	187	192	189	198	194	192	1152		
	7308	TIWARI Satyadeo								577		
	7304	DEOSARAN Taran								575		
13		Isle of Man	IOM	194	186	193	194	196	188	1151		
	3704	CREEVY Harry								585		
	3705	GLOVER Phil								566		

Legend:	DSQ Disqualified	DNS Did Not Start	FGR Final Games Record
DNF Did Not Finish	QGR Qualif. Games Record	=QGR Eq. Qualif. Games Record	
=FGR Eq. Final Games Record			



Records				
Commonwealth Games Record	1189 THIELE Michael	RSA	Kuala Lumpur, MAS	14 SEP 1998
Commonwealth Games Record	1189 VAN RHYN Gavin	RSA	Kuala Lumpur, MAS	14 SEP 1998
=Commonwealth Games Record	1189 England	ENG	National Shooting Centre Bisley, ENG	28 JUL 2002

Rank	BIB No	Name	CGA	Series 1	Series 2	Series 3	Series 4	Series 5	Series 6	Total	Sh. Off	Penalty
14		Bermuda	BER	190	187	194	191	190	193	1145		
	1702	REID Carl Anthony								582		
	1703	ROBERTS Ross								563		
15		Bangladesh	BAN	190	189	189	194	188	191	1141		
	1402	ALAM Saiful								571		
	1404	ISLAM Kamrul								570		
16		Jamaica	JAM	186	185	190	189	190	189	1129		
	3802	HAMMOND Keith								568		
	3804	NUNEZ Jose								561		
17		Maldives	MDV	185	193	186	188	189	184	1125		
	4501	MUMTHAZ Ahmed								569		
	4502	NASEEM Ahmed								556		
18		Barbados	BAR	188	183	184	190	188	184	1117		
	1501	BEST Marlon								562		
	1512	PHILLIPS Eric Anthony								555		

Legend:	DNF Did Not Finish	DSQ Disqualified	DNS Did Not Start	FGR Final Games Record
=FGR Eq. Final Games Record	QGR Qualif. Games Record	=QGR Eq. Qualif. Games Record		



Records
Commonwealth Games Record **1175 Wales** **WAL** National Shooting Centre Bisley, ENG 30 JUL 2002

Rank	BIB No	Name	CGA	Series 1	Series 2	Series 3	Series 4	Series 5	Series 6	Total	Sh. Off	Penalty
1		Wales	WAL	198	193	196	198	194	196	1175		GR
	7904	BREKKE Johanne								591		
	7907	DALLIMORE Ceri								584		
2		Scotland	SCO	193	196	196	197	194	198	1174		
	6018	SHARP Sheena								587		
	6008	JACKSON Susan								587		
3		England	ENG	190	193	194	198	197	195	1167		
	2729	SMALLBONE Linda								589		
	2731	VINCENT Helen								578		
4		South Africa	RSA	197	195	197	192	194	189	1164		
	6510	van REENEN Esmari								583		
	6501	BARTLEMAN Judith Jacoba								581		
5		Australia	AUS	192	193	194	194	197	193	1163		
	1211	FRAZER Kim								587		
	1205	CARLYON Sue								576		
6		New Zealand	NZL	193	194	193	194	193	193	1160		
	5212	MEAD Kathryn								585		
	5206	ETHERINGTON Juliet								575		
7		Sri Lanka	SRI	194	194	196	194	190	189	1157		
	6603	PUSSELLA Kumari								585		
	6604	RAMANAYAKE Pushpamali								572		
8		India	IND	195	196	191	194	190	189	1155		
	3607	GANGULEE Kuheli								581		
	3613	KUMARI Meena								574		
9		Canada	CAN	192	192	197	190	190	193	1154		
	2208	JOHNSON Cari								577		
	2201	BOWES Sharon								577		
10		Malaysia	MAS	190	194	194	192	187	195	1152		
	4404	BAKAR Roslina								578		
	4403	BAHARIN Nurul Hudda								574		
11		Barbados	BAR	184	192	184	191	188	183	1122		
	1511	MAYERS Cheryl								571		
	1505	FORDE-BROME Jacquelyn Elaine								551		
12		Bangladesh	BAN	178	188	186	191	186	189	1118		
	1408	SULTANA Sabrina								565		
	1405	KARIM Fawzia								553		

Legend:
 DNF Did Not Finish **DSQ** Disqualified **DNS** Did Not Start
 =FGR Eq. Final Games Record **QGR** Qualif. Games Record =QGR Eq. Qualif. Games Record **FGR** Final Games Record



**MEN'S 50M PISTOL PAIRS
QUALIFICATION**

RESULTS



Records											
Commonwealth Games Record		1106 ADAMS Philip	AUS	Auckland, NZL							25 JAN 1990
Commonwealth Games Record		1106 SANDSTROM Bengt	AUS	Auckland, NZL							25 JAN 1990

Rank	BIB No	Name	CGA	Series 1	Series 2	Series 3	Series 4	Series 5	Series 6	Total	Sh. Off	Penalty
1		India	IND	183	181	178	184	182	180	1088		
	3609	JUNG Samaresh								556		
	3623	SINGH Vivek								532		
2		Australia	AUS	182	181	179	182	177	183	1084		
	1221	QUICK Bruce								542		
	1218	MOORE David								542		
3		South Africa	RSA	175	174	175	179	186	185	1074		
	6512	van TONDER Daniel Francois								546		
	6511	van TONDER Frederick Willem								528		
4		Canada	CAN	174	183	177	173	185	180	1072		
	2206	HUOT Jean Pierre								539		
	2218	SALHANY Wayne								533		
5		England	ENG	181	174	176	181	180	179	1071		
	2715	GAULT Michael								545		
	2733	WYATT Frank								526		
6		Namibia	NAM	179	166	185	173	178	177	1058		
	5003	SACK Friedhelm								542		
	5002	MALHERBE Andre								516		
7		New Zealand	NZL	169	181	178	171	172	178	1049		
	5221	YELAVICH Greg								525		
	5205	EARLE Alan								524		
8		Pakistan	PAK	172	172	171	177	172	176	1040		
	5701	ALI Irshad								523		
	5703	MANZOOR Tariq								517		
9		Barbados	BAR	175	164	165	162	180	169	1015		
	1504	CHASE Bernard Mcdonald								518		
	1513	REID Floyd Fitzgerald								497		
10		Sri Lanka	SRI	166	167	174	172	162	170	1011		
	6605	WALGAMA Gamini								524		
	6602	FERNANDO Suranga								487		
11		Scotland	SCO	156	178	172	166	171	158	1001		
	6007	GRAY Kevin								505		
	6010	LEWIS David								496		

Previous record information incomplete on header

CORRECTED

Legend:	DNF Did Not Finish	DSQ Disqualified	DNS Did Not Start	FGR Final Games Record
=FGR Eq. Final Games Record	QGR Qualif. Games Record	=QGR Eq. Qualif. Games Record		

**MEN'S TRAP PAIRS
QUALIFICATION**

RESULTS



Rank	BIB No	Name	CGA	Series 1	Series 2	Series 3	Series 4	Total	Sh. Off	Penalty
1		Australia	AUS	45	46	48	48	187		
	1208	DIAMOND Michael		24	22	24	24	94		
	1227	VELLA Adam		21	24	24	24	93		
2		England	ENG	45	47	49	46	187		
	2711	DEAN Christopher Simon		23	23	24	24	94		
	2727	PEEL Ian		22	24	25	22	93		
3		Wales	WAL	48	48	46	44	186		
	7902	BIRKETT-EVANS James		25	25	24	23	97		
	7920	WIXEY Michael		23	23	22	21	89		
4		Northern Ireland	NIR	43	48	46	48	185		
	5601	ALLEN Thomas		20	25	22	25	92		
	5609	MURPHY Philip		23	23	24	23	93		
5		India	IND	46	48	44	46	184		
	3619	SANDHU Manavjit Singh		24	25	21	22	92		
	3624	SULTAN Anwer		22	23	23	24	92		
6		Malta	MLT	48	44	41	44	177		
	4602	ATTARD Joseph		24	23	19	24	90		
	4605	CARABOTT Nicky		24	21	22	20	87		
7		Cyprus	CYP	47	41	45	43	176		
	2502	AIILOTIS Yiannis		24	19	25	22	90		
	2512	SAVVIDES Phidias		23	22	20	21	86		
8		New Zealand	NZL	44	45	41	45	175		
	5208	JONES William		21	21	19	21	82		
	5220	WISTRAND Brian		23	24	22	24	93		
9		Scotland	SCO	42	45	44	44	175		
	6006	GILLIES David		22	22	22	22	88		
	6012	MARELLO David		20	23	22	22	87		
10		Isle of Man	IOM	40	40	46	40	166		
	3701	BOYLES Trevor		19	19	23	19	80		
	3709	PARSONS Neil		21	21	23	21	86		
11		Canada	CAN	41	43	37	42	163		
	2209	KURENDA Frank		19	22	20	21	82		
	2217	REYNOLDS Kirk		22	21	17	21	81		
12		Gibraltar	GIB	40	42	39	40	161		
	3203	COWLES Kevin		21	22	18	19	80		
	3208	MURPHY Harry Edward Maughn		19	20	21	21	81		
13		Cayman Islands	CAY	37	34	36	38	145		
	2302	JACKSON Christopher Thomas		20	18	18	20	76		
	2303	McLEAN Edison Hondlybe		17	16	18	18	69		
14		Fiji	FIJ	30	39	36	38	143		
	2901	KABLE Glenn		23	25	23	25	96		
	2902	NAIJORITANI Waqabaca		7	14	13	13	47		

Legend:

DNF Did Not Finish

DSQ Disqualified

DNS Did Not Start

FGR Final Games Record

QGR Qualif. Games Record

=QGR Eq. Qualif. Games Record

=FGR Eq. Final Games Record



Rank	BIB No	Name	CGA	Series 1	Series 2	Series 3	Series 4	Total	Sh. Off	Penalty
15		Guernsey	GUE	33	39	37	28	137		
	3401	BURTENSHAW Darren		19	25	23	17	84		
	3404	le PELLEY Michael John		14	14	14	11	53		
16		Falkland Islands	FAI	31	35	27	32	125		
	2801	DIDLICK Graham		11	12	6	12	41		
	2804	PITALUGA Saul		20	23	21	20	84		
17		Samoa	SAM	23	29	30	28	110		
	5901	FAAOFO Faafo		4	8	6	6	24		
	5902	MASKELL Robert		19	21	24	22	86		
18		Niue Island	NIU	23	27	22	21	93		
	5401	MAGATOGIA Morgan		15	17	16	14	62		
	5402	TIAKIA John		8	10	6	7	31		

Legend:

DNF Did Not Finish

DSQ Disqualified
QGR Qualif. Games Record

DNS Did Not Start
=QGR Eq. Qualif. Games Record

FGR Final Games Record

=FGR Eq. Final Games Record



Rank	BIB No	Name	CGA	Series 1	Series 2	Total	Sh. Off	Penalty
1		Australia	AUS	43	47	90		
	1214	JENKINS Nessa		21	23	44		
	1223	REEVES Diane		22	24	46		
2		England	ENG	45	44	89		
	2716	GODDARD Lesley		21	21	42		
	2724	NORTH Anita		24	23	47		
3		Canada	CAN	42	44	86		
	2213	MEYER Cynthia		21	21	42		
	2215	NATTRASS Susan		21	23	44		
4		Northern Ireland	NIR	41	42	83		
	5602	BADER Debbie		19	21	40		
	5606	JOHNSTON Rosemary		22	21	43		
5		New Zealand	NZL	38	41	79		
	5201	BORRELL Teresa		21	23	44		
	5216	STANTON Nadine		17	18	35		

Legend:

DNF Did Not Finish

DSQ Disqualified

DNS Did Not Start

QGR Qualif. Games Record

=QGR Eq. Qualif. Games Record

FGR Final Games Record

=FGR Eq. Final Games Record



Rank	BIB No	Name	CGA	Series 1	Series 2	Total	Sh. Off	Penalty
1		India	IND	90	94	184		
	3615	MORAAD Ali Khan		46	47	93		
	3626	SINGH Rajyavardhan		44	47	91		
2		Australia	AUS	92	92	184		
	1216	MARK Russell		49	48	97		
	1208	DIAMOND Michael		43	44	87		
3		England	ENG	89	93	182		
	2713	FAULDS Richard		44	48	92		
	2705	BELLAMY John		45	45	90		
4		Singapore	SIN	89	87	176		
	6301	LEE Wung Yew		43	45	88		
	6302	TAN Chee Keong		46	42	88		
5		Canada	CAN	89	83	172		
	2217	REYNOLDS Kirk		48	46	94		
	2209	KURENDA Frank		41	37	78		
6		Scotland	SCO	88	82	170		
	6005	CUMMING Stewart		43	45	88		
	6024	WILL Colin		45	37	82		
7		Cyprus	CYP	86	83	169		
	2510	TOPPOUZIS Yiannos		44	45	89		
	2506	MASTROU Andreas		42	38	80		
8		New Zealand	NZL	84	81	165		
	5218	WILSON Scott		42	41	83		
	5220	WISTRAND Brian		42	40	82		
9		Isle of Man	IOM	86	78	164		
	3709	PARSONS Neil		42	42	84		
	3706	KEELING Jake		44	36	80		
10		Northern Ireland	NIR	78	80	158		
	5609	MURPHY Philip		43	40	83		
	5601	ALLEN Thomas		35	40	75		

Legend:

DNF Did Not Finish

DSQ Disqualified
QGR Qualif. Games Record

DNS Did Not Start
=QGR Eq. Qualif. Games Record

FGR Final Games Record

=FGR Eq. Final Games Record



Rank	BIB No	Name	CGA	Series 1	Series 2	Total	Sh. Off	Penalty
1		New Zealand	NZL	65	72	137		
	5216	STANTON Nadine		33	39	72		
	5201	BORRELL Teresa		32	33	65		
2		Canada	CAN	67	69	136		
	2213	MEYER Cynthia		35	36	71		
	2215	NATTRASS Susan		32	33	65		
3		Australia	AUS	66	65	131		
	1202	BALOGH Suzanne		32	35	67		
	1226	TRINDALL Suzie		34	30	64		
4		England	ENG	57	65	122		
	2719	KERWOOD Charlotte		30	31	61		
	2735	SLACK Helen		27	34	61		
5		Cyprus	CYP	62	60	122		
	2505	KAKOYIANNI Evangelia		32	30	62		
	2509	POURGOURI Androulla		30	30	60		

Legend:

DNF Did Not Finish

DSQ Disqualified

DNS Did Not Start

QGR Qualif. Games Record

=QGR Eq. Qualif. Games Record

FGR Final Games Record

=FGR Eq. Final Games Record



Rank	BIB No	Name	CGA	Series 1	Series 2	Series 3	Series 4	Total	Sh. Off	Penalty
1		Cyprus	CYP	48	47	49	50	194		
	2513	KOURTELLAS Christos		24	25	25	25	99		
	2508	NICOLAIDES Antonis		24	22	24	25	95		
2		Australia	AUS	44	48	49	47	188		
	1207	CUNNINGHAM David		23	25	24	24	96		
	1203	BARTON George		21	23	25	23	92		
3		England	ENG	47	47	47	47	188		
	2707	BRICKELL Richard		24	24	24	22	94		
	2734	HARVEY Drew		23	23	23	25	94		
4		Wales	WAL	42	49	47	48	186		
	7901	ALLEN Malcolm		22	25	22	24	93		
	7910	DAVIES Desmond		20	24	25	24	93		
5		Scotland	SCO	48	46	43	47	184		
	6023	THOMSON Michael		25	24	21	24	94		
	6013	MARSDEN Ian		23	22	22	23	90		
6		Pakistan	PAK	45	44	46	44	179		
	5704	MASUD Shaikh Amin Karamat		23	22	24	21	90		
	5706	SULTAN Ahmed		22	22	22	23	89		
7		New Zealand	NZL	41	45	46	46	178		
	5219	WILSON Paul		20	24	23	24	91		
	5209	JUKES Geoffrey		21	21	23	22	87		
8		Barbados	BAR	46	43	44	45	178		
	1510	MASKELL Michael		24	22	23	24	93		
	1503	BYNOE Geoffrey		22	21	21	21	85		
9		Malaysia	MAS	45	43	46	44	178		
	4405	CHEONG Yew Kwan Richard		23	21	24	21	89		
	4411	TEH Ricky		22	22	22	23	89		
10		Isle of Man	IOM	40	44	42	45	171		
	3702	CLAGUE David		23	23	20	22	88		
	3703	CORKILL Jeff		17	21	22	23	83		
11		Malta	MLT	43	41	42	45	171		
	4610	VELLA Paul		23	22	23	22	90		
	4608	GENOVESE Joe		20	19	19	23	81		
12		Cayman Islands	CAY	41	42	36	42	161		
	2303	McLEAN Edison Hondlybe		22	23	19	23	87		
	2301	HARRIS Robert Michael		19	19	17	19	74		
13		Canada	CAN	25	24	25	23	97		
	2214	MILLER Clayton		25	24	25	23	97		
	2209	KURENDA Frank						0		
14		Niue Island	NIU					DNS		
	5401	MAGATOGIA Morgan						0		
	5403	TOGIAVALU Sione Belle						0		

Legend:

DNF Did Not Finish

DSQ Disqualified
QGR Qualif. Games Record

DNS Did Not Start
=QGR Eq. Qualif. Games Record

FGR Final Games Record

=FGR Eq. Final Games Record



Rank	BIB No	Name	CGA	Series 1	Series 2	Total	Sh. Off	Penalty
1		Australia	AUS	46	49	95		
	1219	OGILVIE Lauryn		24	24	48		
	1222	RAHMAN Natalia		22	25	47		
2		England	ENG	46	47	93		
	2720	le GRELLE Pinky		24	23	47		
	2706	BRAMLEY Susan		22	24	46		
3		Canada	CAN	25	28	53		
	2202	CONLEY Linda		22	21	43		
	2215	NATTRASS Susan		3	7	10		

Legend:

DNF Did Not Finish

DSQ Disqualified
QGR Qualif. Games Record

DNS Did Not Start
=QGR Eq. Qualif. Games Record

FGR Final Games Record

=FGR Eq. Final Games Record



Records				
Commonwealth Games Record	595.00 MILLAR Martin	NIR	Kuala Lumpur, MAS	14 SEP 1998
Commonwealth Games Record	595.00 CALVERT David	NIR	Kuala Lumpur, MAS	14 SEP 1998

Rank	BIB No	Name	CGA		300 yards 900 yards	500 yards 1000 yards	600 yards	Sub Tot.	Total	Sh. Off	Penalty	
1		Northern Ireland	NIR	Stage 2					590.86			
				Stage 3								
	5603	CALVERT David		Stage 2	50.09	50.10	50.07	150.26	297.45			
				Stage 3	74.08	73.11		147.19				
5608		MILLAR Martin		Stage 2	49.08	50.10	49.07	148.25	293.41			
				Stage 3	72.09	73.07		145.16				
	2		South Africa	RSA	Stage 2					589.85		
					Stage 3							
6504		DODDS David		Stage 2	50.10	50.07	50.10	150.27	297.49			
				Stage 3	74.12	73.10		147.22				
6502		BRAMLEY Peter		Stage 2	50.09	49.06	49.06	148.21	292.36			
				Stage 3	73.07	71.08		144.15				
	3		England	ENG	Stage 2					588.84		
					Stage 3							
2703		BARNETT Glyn		Stage 2	49.08	50.10	50.09	149.27	294.44			
				Stage 3	74.09	71.08		145.17				
2722		MESSER Jane		Stage 2	50.08	50.09	50.09	150.26	294.40			
				Stage 3	74.09	70.05		144.14				
	4		Guernsey	GUE	Stage 2					585.69		
					Stage 3							
3403		MACE Nick		Stage 2	50.08	50.08	50.08	150.24	294.35			
				Stage 3	75.07	69.04		144.11				
3402		JORY Peter		Stage 2	50.07	49.06	49.06	148.19	291.34			
				Stage 3	74.09	69.06		143.15				
	5		Jersey	JER	Stage 2					585.63		
					Stage 3							
3902		le QUESNE David		Stage 2	50.08	47.06	49.05	146.19	295.34			
				Stage 3	75.09	74.06		149.15				
3903		MALLETT Colin		Stage 2	50.06	49.08	50.05	149.19	290.29			
				Stage 3	72.04	69.06		141.10				
	6		Australia	AUS	Stage 2					584.65		
					Stage 3							
1206		COLE Colin		Stage 2	49.06	50.05	49.05	148.16	294.33			
				Stage 3	75.13	71.04		146.17				
1212		GARDINER David		Stage 2	50.06	49.06	47.05	146.17	290.32			
				Stage 3	71.07	73.08		144.15				
	7		New Zealand	NZL	Stage 2					582.66		
					Stage 3							
5202		COLLINGS Diane		Stage 2	49.06	50.08	49.07	148.21	294.37			
				Stage 3	74.09	72.07		146.16				
5203		COLLINGS Mike		Stage 2	50.08	49.07	49.03	148.18	288.29			
				Stage 3	74.06	66.05		140.11				
	8		Canada	CAN	Stage 2					581.60		
					Stage 3							
2216		RAHMAN Mohamed		Stage 2	49.06	49.06	49.03	147.15	293.25			
				Stage 3	72.05	74.05		146.10				
2220		VAMPLEW Patrick		Stage 2	50.06	49.08	48.06	147.20	288.35			
				Stage 3	74.08	67.07		141.15				

CORRECTED

Legend:	DSQ Disqualified	DNS Did Not Start
DNF Did Not Finish	QGR Qualif. Games Record	=QGR Eq. Qualif. Games Record
=FGR Eq. Final Games Record		FGR Final Games Record



Records				
Commonwealth Games Record	595.00 MILLAR Martin	NIR	Kuala Lumpur, MAS	14 SEP 1998
Commonwealth Games Record	595.00 CALVERT David	NIR	Kuala Lumpur, MAS	14 SEP 1998

Rank	BIB No	Name	CGA		300 yards 900 yards	500 yards 1000 yards	600 yards	Sub Tot.	Total	Sh. Off	Penalty
9		Scotland	SCO	Stage 2					580.67		
				Stage 3							
6015		OGILVIE Alice		Stage 2	49.06	49.06	49.06	147.18	291.36		
				Stage 3	74.12	70.06		144.18			
6019		SHAW Ian		Stage 2	50.05	49.07	50.08	149.20	289.31		
				Stage 3	70.06	70.05		140.11			
10		Wales	WAL	Stage 2					580.65		
				Stage 3							
7909		DAVIES David		Stage 2	48.07	49.06	49.06	146.19	291.33		
				Stage 3	74.09	71.05		145.14			
7915		O'LEARY Gabrielle		Stage 2	50.07	49.05	50.07	149.19	289.32		
				Stage 3	73.08	67.05		140.13			
11		Malaysia	MAS	Stage 2					579.61		
				Stage 3							
4409		MD ZAIN Zainal Abidin		Stage 2	49.08	49.07	49.06	147.21	290.30		
				Stage 3	73.05	70.04		143.09			
4406		HAMSAN Zulkeflee		Stage 2	50.08	46.06	49.04	145.18	289.31		
				Stage 3	73.09	71.04		144.13			
12		Guyana	GUY	Stage 2					577.61		
				Stage 3							
3502		PERSAUD Mahendra		Stage 2	43.02	50.08	49.05	142.15	289.30		
				Stage 3	74.10	73.05		147.15			
3501		GOODLUCK Ransford Roxroy		Stage 2	50.09	50.09	48.04	148.22	288.31		
				Stage 3	73.06	67.03		140.09			
13		Namibia	NAM	Stage 2					577.49		
				Stage 3							
5004		van DER MERWE Schalk Willem		Stage 2	49.05	50.07	46.03	145.15	290.29		
				Stage 3	74.08	71.06		145.14			
5001		HONEY Christoffel		Stage 2	50.07	50.07	47.01	147.15	287.20		
				Stage 3	74.03	66.02		140.05			
14		Bermuda	BER	Stage 2					560.43		
				Stage 3							
1704		SIMONS Nelson		Stage 2	50.05	49.06	49.06	148.17	285.27		
				Stage 3	72.06	65.04		137.10			
1701		RAYNER Sinclair		Stage 2	46.01	49.07	45.03	140.11	275.16		
				Stage 3	68.04	67.01		135.05			
15		Falkland Islands	FAI	Stage 2					560.41		
				Stage 3							
2802		GOODWIN Gareth		Stage 2	47.01	48.06	48.05	143.12	280.22		
				Stage 3	70.06	67.04		137.10			
2803		PETTERSSON Derek Richard		Stage 2	49.05	47.04	47.04	143.13	280.19		
				Stage 3	69.04	68.02		137.06			
16		Barbados	BAR	Stage 2					560.36		
				Stage 3							
1502		BRANCH Karl		Stage 2	47.01	49.07	50.03	146.11	283.19		
				Stage 3	68.03	69.05		137.08			
1508		KING Louis		Stage 2	44.01	49.05	45.01	138.07	277.17		
				Stage 3	72.06	67.04		139.10			

CORRECTED

Legend:	DSQ Disqualified	DNS Did Not Start	FGR Final Games Record
DNF Did Not Finish	QGR Qualif. Games Record	=QGR Eq. Qualif. Games Record	
=FGR Eq. Final Games Record			



Records				
Commonwealth Games Record	595.00 MILLAR Martin	NIR	Kuala Lumpur, MAS	14 SEP 1998
Commonwealth Games Record	595.00 CALVERT David	NIR	Kuala Lumpur, MAS	14 SEP 1998

Rank	BIB No	Name	CGA		300 yards 900 yards	500 yards 1000 yards	600 yards	Sub Tot.	Total	Sh. Off	Penalty
17	3805	Jamaica RICKMAN David	JAM	Stage 2					558.38		
				Stage 3							
				Stage 2	50.05	48.04	44.01	142.10	287.20		
3806	SMITH Carl	Stage 2	47.03	47.05	46.05	140.13	271.18				
		Stage 3	69.02	62.03		131.05					
		Stage 2									
18	7305	Trinidad & Tobago GOMEZ Norris	TRI	Stage 2	50.08	46.03	49.07	145.18	281.25		
				Stage 3	72.06	64.01		136.07			
				Stage 2	46.04	47.02	49.06	142.12	274.17		
7301	AWONG Carl	Stage 3	66.01	66.04		132.05					
		Stage 2									
		Stage 3									
19	3708	Isle of Man LEECE Craig	IOM	Stage 2	49.06	46.02	44.03	139.11	279.20		
				Stage 3	73.07	67.02		140.09			
				Stage 2	50.05	46.03	46.03	142.11	273.18		
3707	KENNISH Charlie	Stage 3	66.03	65.04		131.07					
		Stage 2									
		Stage 3									
20	4302	Malawi SOHAL Jaggi	MAW	Stage 2	44.01	48.02	47.04	139.07	270.14		
				Stage 3	71.05	60.02		131.07			
				Stage 2	44.02	45.01	44.00	133.03	263.06		
4301	SIMBWA Godfrey	Stage 3	67.02	63.01		130.03					
		Stage 2									
		Stage 3									
21	7002	St. Helena LEGG Reginald Adrian	SHE	Stage 2	29.01	45.04	39.01	113.06	227.11		
				Stage 3	53.01	61.04		114.05			
				Stage 2	13.00	44.02	27.01	84.03	198.06		
7001	KNIPE Colin	Stage 3	59.03	55.00		114.03					
		Stage 2									
		Stage 3									
7601	Uganda AHMAD Musawwr	UGA	Stage 2					DNS			
			Stage 3								
			Stage 2								
7602	MUNGOMA Cleopatra	Stage 3									
		Stage 2									
		Stage 3									

CORRECTED

Legend:	DSQ Disqualified	DNS Did Not Start	FGR Final Games Record
DNF Did Not Finish	QGR Qualif. Games Record	=QGR Eq. Qualif. Games Record	
=FGR Eq. Final Games Record			



No. 1

Schedule Information

1. Finals

The Timings for the Finals are published in the Official Programme – taking place on the Days 5 to 9 (Tue 30 Jul to Sat 03 Aug).

Reporting Time

In accordance with ISSF Rules 7.14.4.1.1, 8.14.4.1.1, 9.14.4.1.1, the Reporting Time must be published. This was not in the Programme issued much earlier, so is published now:

Team Leaders must ensure that their national team members who are eligible for Finals report to the Jury 20 minutes before the scheduled Starting Time.

2. Programme of Events

As stated at the Technical Meeting and because of experience from the Badge Competition, it has been decided to make changes to the earlier published Official Programme:

NEW:

A 50m Rifle Prone Men Pairs Event, to be held on Sun 28 Jul 02
postponed by 30 minutes Start Time now 1300 hours.

No consequential changes are involved, and the programme for the same event for individuals on Thu 01 Aug 02 is unchanged.

AS ANNOUNCED AT THE TECHNICAL MEETING:

50m Rifle events earlier by 45 minutes on Sat 03 Aug 02:

- B 50m Rifle Prone Women Individual Event, to be held on Sat 03 Aug 02
earlier by 45 minutes Start Time now 0945 hours.
- C 50m Rifle 3P Men Individual Event, to be held on Sat 03 Aug 02
earlier by 45 minutes Start Time now 1200 hours.
- D 50m Rifle 3P Men Final to be held on Sat 03 Aug 02
earlier by 45 minutes Start Time now 1630 hours.

These times are published on the Official Start Lists that are being issued.

3. Start List

There is a conflict between the need to issue Start Lists early and the need to avoid making amended versions that tend to confuse. The following procedure will apply to ISSF events:

Start Lists will be prepared and Draws undertaken by the respective Juries. Then a Provisional version will be issued to Team Leaders, Chief Range Officers and Respective Jury Members only. Within sixteen hours Team Leaders must record their agreement with the Discipline Classification Officer, or via the Protest Desk in Lord Roberts Centre. The Official Start List will be issued at noon on the day before Official Pre-event Practice (two days before the actual event). Only in exceptional circumstances will this Official Start List be amended.

Issued By: Peter Underhill

Contact: Director of Shooting

Date: 28 July 2002

Time: 11:38



No. 2

Schedule Change

1. Change to Double Trap Start Times

For both Men and Women Double Trap Singles, the start time of the event has been changed to 10:00. This is due to a lack of competitors in this event and thus a delay is required to meet the rules and regulations governing its conduct. The finish time of 13:00 will remain exant, as will the start time of both Mens and Womens finals. (13:30 and 14:15 respectively)

Issued By: Peter Underhill

Contact: Director of Shooting

Date: 30 July 2002

Time: 15:38



MEN'S 10M AIR RIFLE SINGLES

Gold **KHAN Asif Hossain (BAN)**

Silver **BINDRA Abhinav (IND)**

Bronze **LOWNDES Timothy (AUS)**

WOMEN'S 10M AIR RIFLE SINGLES

Gold **BHAGWAT Anjali (IND)**

Silver **SHIRUR Suma (IND)**

Bronze **MINETT Louise (ENG)**

MEN'S 10M AIR PISTOL SINGLES

Gold **GAULT Michael (ENG)**

Silver **JUNG Samaresh (IND)**

Bronze **RANA Jaspal (IND)**

WOMEN'S 10M AIR PISTOL SINGLES

Gold **YAUHLEUSKAYA Lalita (AUS)**

Silver **HARE Dorothy (CAN)**

Bronze **FORDER Annemarie (AUS)**



WOMEN'S 25M PISTOL SINGLES

Gold **YAUHLEUSKAYA Lalita (AUS)**

Silver **RYAN Linda (AUS)**

Bronze **LEES Jocelyn (NZL)**

MEN'S 25M RAPID FIRE PISTOL SINGLES

Gold **IGOROV Metodi (CAN)**

Silver **QUICK Bruce (AUS)**

Bronze **Mc DONALD Allan Stuart (RSA)**

MEN'S 25M CENTRE FIRE PISTOL SINGLES

Gold **RANA Jaspal (IND)**

Silver **QUICK Bruce (AUS)**

Bronze **ALI Irshad (PAK)**

MEN'S 25M STANDARD PISTOL SINGLES

Gold **RANA Jaspal (IND)**

Silver **van TONDER Frederick Willem (RSA)**

Bronze **GAULT Michael (ENG)**



MEN'S 50M RIFLE 3 POSITION SINGLES

Gold **SINGH Charan (IND)**

Silver **LOWNDES Timothy (AUS)**

Bronze **WIELAND Samuel (AUS)**

WOMEN'S 50M RIFLE 3 POSITION SINGLES

Gold **BHAGWAT Anjali (IND)**

Silver **KUMARI Raj (IND)**

Bronze **BAKAR Roslina (MAS)**

MEN'S 50M RIFLE PRONE SINGLES

Gold **LOWNDES Timothy (AUS)**

Silver **BABB Michael (ENG)**

Bronze **HENN Jaco (RSA)**

WOMEN'S 50M RIFLE PRONE SINGLES

Gold **FRAZER Kim (AUS)**

Silver **van REENEN Esmari (RSA)**

Bronze **ETHERINGTON Juliet (NZL)**

MEN'S 50M PISTOL SINGLES

Gold **GAULT Michael (ENG)**

Silver **JUNG Samaresh (IND)**

Bronze **van TONDER Daniel Francois (RSA)**



MEN'S TRAP SINGLES

Gold **DIAMOND Michael (AUS)**

Silver **VELLA Adam (AUS)**

Bronze **SULTAN Anwer (IND)**

WOMEN'S TRAP SINGLES

Gold **MEYER Cynthia (CAN)**

Silver **NORTH Anita (ENG)**

Bronze **NATTRASS Susan (CAN)**

MEN'S DOUBLE TRAP SINGLES

Gold **SINGH Rajyavardhan (IND)**

Silver **MARK Russell (AUS)**

Bronze **CHETCUTI William (MLT)**

WOMEN'S DOUBLE TRAP SINGLES

Gold **KERWOOD Charlotte (ENG)**

Silver **STANTON Nadine (NZL)**

Bronze **MEYER Cynthia (CAN)**



MEN'S SKEET SINGLES

Gold **MILLER Clayton (CAN)**

Silver **THOMSON Michael (SCO)**

Bronze **NICOLAIDES Antonis (CYP)**

WOMEN'S SKEET SINGLES

Gold **OGILVIE Lauryn (AUS)**

Silver **RAHMAN Natalia (AUS)**

Bronze **BARNES Edith (SCO)**

OPEN FULL BORE RIFLE SINGLES

Gold **CALVERT David (NIR)**

Silver **DODDS David (RSA)**

Bronze **COLLINGS Diane (NZL)**



MEN'S 10M AIR RIFLE PAIRS

Gold India (IND)

3604 BINDRA Abhinav
3602 AMBEKAR Sameer

Silver Malaysia (MAS)

4412 ZAKARIA Mohd Erman
4401 ABD. MUTALIB Mohd Hameleay

Bronze England (ENG)

2718 HECTOR Christopher
2732 WALLACE Nigel

WOMEN'S 10M AIR RIFLE PAIRS

Gold India (IND)

3603 BHAGWAT Anjali
3620 SHIRUR Suma

Silver Canada (CAN)

2201 BOWES Sharon
2211 MECREDY Jacklyn

Bronze England (ENG)

2723 MINETT Louise
2712 EATON Victoria

MEN'S 10M AIR PISTOL PAIRS

Gold England (ENG)

2704 BAXTER Nicholas
2715 GAULT Michael

Silver India (IND)

3616 RANA Jaspal
3609 JUNG Samaresh

Bronze Namibia (NAM)

5002 MALHERBE Andre
5003 SACK Friedhelm



WOMEN'S 10M AIR PISTOL PAIRS

Gold **Canada (CAN)**

2204 EAGLES Kim
2205 HARE Dorothy

Silver **India (IND)**

3605 CHAUDHARY Shweta
3625 KANUNGO Sheila

Bronze **Australia (AUS)**

1210 FORDER Annemarie
1229 YAUHLEUSKAYA Lalita

WOMEN'S 25M PISTOL PAIRS

Gold **Australia (AUS)**

1224 RYAN Linda
1229 YAUHLEUSKAYA Lalita

Silver **Malaysia (MAS)**

4410 NG Pei Chin Bibiana
4408 MAHARANI Irina

Bronze **New Zealand (NZL)**

5204 CORRIGAN Tania
5210 LEES Jocelyn

MEN'S RAPID FIRE PISTOL PAIRS

Gold **India (IND)**

3611 KUMAR Mukesh
3606 DHAKA Bhanwar Lal

Silver **South Africa (RSA)**

6506 Mc DONALD Allan Stuart
6511 van TONDER Frederick Willem

Bronze **Australia (AUS)**

1209 FAVELL Bruce
1221 QUICK Bruce



MEN'S 25M CENTRE FIRE PISTOL PAIRS

Gold

India (IND)

3616 RANA Jaspal
3621 SINGH Mahaveer

Silver

Australia (AUS)

1218 MOORE David
1221 QUICK Bruce

Bronze

Pakistan (PAK)

5701 ALI Irshad
5702 ALI Zahid

MEN'S 25M STANDARD PISTOL PAIRS

Gold

India (IND)

3616 RANA Jaspal
3609 JUNG Samaresh

Silver

Australia (AUS)

1201 ADAMS Philip
1221 QUICK Bruce

Bronze

South Africa (RSA)

6512 van TONDER Daniel Francois
6511 van TONDER Frederick Willem

MEN'S 50M 3 POSITIONS PAIRS

Gold

Australia (AUS)

1215 LOWNDES Timothy
1228 WIELAND Samuel

Silver

England (ENG)

2708 BURRAGE Jason
2718 HECTOR Christopher

Bronze

India (IND)

3622 SINGH Charan
3601 AIRIRA PEMMAIAH Subbaiah



WOMEN'S 50M 3 POSITIONS PAIRS

Gold

India (IND)

3603 BHAGWAT Anjali
3612 KUMARI Raj

Silver

Australia (AUS)

1217 McCREADY Susan
1225 SMITH Susannah

Bronze

Canada (CAN)

2201 BOWES Sharon
2208 JOHNSON Cari

MEN'S 50M RIFLE PRONE PAIRS

Gold

England (ENG)

2701 BABB Michael
2710 DAY Neil

Silver

South Africa (RSA)

6505 HENN Jaco
6509 THIELE Michael

Bronze

Malaysia (MAS)

4412 ZAKARIA Mohd Erman
4407 HJ MOHD DIN Sabki

WOMEN'S 50M RIFLE PRONE PAIRS

Gold

Wales (WAL)

7907 DALLIMORE Ceri
7904 BREKKE Johanne

Silver

Scotland (SCO)

6018 SHARP Sheena
6008 JACKSON Susan

Bronze

England (ENG)

2729 SMALLBONE Linda
2731 VINCENT Helen



MEN'S 50M PISTOL PAIRS

Gold

India (IND)

3609 JUNG Samaresh
3623 SINGH Vivek

Silver

Australia (AUS)

1218 MOORE David
1221 QUICK Bruce

Bronze

South Africa (RSA)

6512 van TONDER Daniel Francois
6511 van TONDER Frederick Willem

MEN'S TRAP PAIRS

Gold

Australia (AUS)

1208 DIAMOND Michael
1227 VELLA Adam

Silver

England (ENG)

2727 PEEL Ian
2711 DEAN Christopher Simon

Bronze

Wales (WAL)

7902 BIRKETT-EVANS James
7920 WIXEY Michael

WOMEN'S TRAP PAIRS

Gold

Australia (AUS)

1214 JENKINS Nessa
1223 REEVES Diane

Silver

England (ENG)

2716 GODDARD Lesley
2724 NORTH Anita

Bronze

Canada (CAN)

2213 MEYER Cynthia
2215 NATTRASS Susan



MEN'S DOUBLE TRAP PAIRS

Gold

India (IND)

3615 MORAAD Ali Khan
3626 SINGH Rajyavardhan

Silver

Australia (AUS)

1208 DIAMOND Michael
1216 MARK Russell

Bronze

England (ENG)

2705 BELLAMY John
2713 FAULDS Richard

WOMEN'S DOUBLE TRAP PAIRS

Gold

New Zealand (NZL)

5201 BORRELL Teresa
5216 STANTON Nadine

Silver

Canada (CAN)

2213 MEYER Cynthia
2715 NATTRASS Susan

Bronze

Australia (AUS)

1226 TRINDALL Suzie
1202 BALOGH Suzanne

MEN'S SKEET PAIRS

Gold

Cyprus (CYP)

2508 NICOLAIDES Antonis
2513 KOURTELLAS Christos

Silver

Australia (AUS)

1203 BARTON George
1207 CUNNINGHAM David

Bronze

England (ENG)

2707 BRICKELL Richard
2734 HARVEY Drew



WOMEN'S SKEET PAIRS

Gold **Australia (AUS)**

1219 OGILVIE Lauryn
1222 RAHMAN Natalia

OPEN FULL BORE PAIRS

Gold **Northern Ireland (NIR)**

5608 MILLAR Martin
5603 CALVERT David

Silver **South Africa (RSA)**

6502 BRAMLEY Peter
6504 DODDS David

Bronze **England (ENG)**

2703 BARNETT Glyn
2722 MESSER Jane

MEDAL STANDINGS

NATIONAL SHOOTING CENTRE BISLEY



SHOOTING

Rank by Gold Medals	CGA	Gold	Silver	Bronze	Total	Rank by Total Medals
1	India (IND)	14	7	3	24	2
2	Australia (AUS)	11	13	6	30	1
3	England (ENG)	5	5	8	18	3
4	Canada (CAN)	4	3	4	11	4
5	Northern Ireland (NIR)	2			2	9
6	New Zealand (NZL)	1	1	4	6	6
7	Cyprus (CYP)	1		1	2	9
	Wales (WAL)	1		1	2	9
9	Bangladesh (BAN)	1			1	13
10	South Africa (RSA)		6	5	11	4
11	Malaysia (MAS)		2	2	4	7
12	Scotland (SCO)		2	1	3	8
13	Pakistan (PAK)			2	2	9
14	Malta (MLT)			1	1	13
	Namibia (NAM)			1	1	13
	Total Number of CGAs : 15	40	39	39	118	

CORRECTED



Record Type	Old / New	Name	CGA	Date
10m Air Pistol Singles - Women				
Commonwealth Games Record	383 / 384	YAUHLEUSKAYA Lalita	AUS	1 AUG 2002
10m Air Rifle Pairs - Men				
Commonwealth Games Record	1173 / 1184	BINDRA Abhinav AMBEKAR Sameer	IND	27 JUL 2002
10m Air Rifle Pairs - Women				
Commonwealth Games Record	778 / 795	BHAGWAT Anjali SHIRUR Suma	IND	28 JUL 2002
10m Air Rifle Singles - Men				
Commonwealth Games Record Final	690.0 / 691.9	KHAN Asif Hossain	BAN	31 JUL 2002
=Commonwealth Games Record	590 / 590	BINDRA Abhinav	IND	31 JUL 2002
10m Air Rifle Singles - Women				
Commonwealth Games Record Final	494.8 / 500.8	BHAGWAT Anjali	IND	1 AUG 2002
Commonwealth Games Record	394 / 398	BHAGWAT Anjali	IND	1 AUG 2002
25m Centre Fire Pistol Singles - Men				
Commonwealth Games Record Final	581 / 583	RANA Jaspal	IND	3 AUG 2002
25m Pistol Pairs - Women				
Commonwealth Games Record	1134 / 1150	RYAN Linda YAUHLEUSKAYA Lalita	AUS	30 JUL 2002
25m Pistol Singles - Women				
Commonwealth Games Record Final	679.4 / 686.8	YAUHLEUSKAYA Lalita	AUS	3 AUG 2002
Commonwealth Games Record	578 / 587	YAUHLEUSKAYA Lalita	AUS	3 AUG 2002
50m Pistol Singles - Men				
Commonwealth Games Record Final	654.1 / 657.5	GAULT Michael	ENG	1 AUG 2002
Commonwealth Games Record	558 / 559	GAULT Michael	ENG	1 AUG 2002
50m Rifle 3 Positions Singles - Men				
Commonwealth Games Record Final	1235.3 / 1251.5	SINGH Charan	IND	3 AUG 2002
50m Rifle 3 Positions Singles - Women				
Commonwealth Games Record Final	667.3 / 678.0	BHAGWAT Anjali	IND	2 AUG 2002
Commonwealth Games Record	574 / 578	BHAGWAT Anjali	IND	2 AUG 2002
50m Rifle Prone Pairs - Men				
=Commonwealth Games Record	1189 / 1189	BABB Michael DAY Neil	ENG	28 JUL 2002
50m Rifle Prone Pairs - Women				
Commonwealth Games Record	1174 / 1175	DALLIMORE Ceri BREKKE Johanne	WAL	30 JUL 2002

CORRECTED

RECORDS BROKEN

NATIONAL SHOOTING CENTRE BISLEY



SHOOTING

Record Type	Old / New	Name	CGA	Date
50m Rifle Prone Singles - Men				
Commonwealth Games Record Final	698.4 / 699.8	LOWNDES Timothy	AUS	1 AUG 2002
Commonwealth Games Record	596 / 597	BABB Michael	ENG	1 AUG 2002
Full Bore Rifle Singles - Open				
Commonwealth Games Record Final	402.47 / 404.62	CALVERT David	NIR	30 JUL 2002

CORRECTED